

Product datasheet for **RG214428**

FLG2 (NM_001014342) Human Tagged ORF Clone

Product data:

Product Type:	Expression Plasmids
Product Name:	FLG2 (NM_001014342) Human Tagged ORF Clone
Tag:	TurboGFP
Symbol:	FLG2
Synonyms:	IFPS; PSS6
Mammalian Cell Selection:	Neomycin
Vector:	pCMV6-AC-GFP (PS100010)
E. coli Selection:	Ampicillin (100 ug/mL)
ORF Nucleotide Sequence:	>RG214428 ORF sequence, codon optimized . Due to the complexity of NM_001014342, the ORF clone is codon optimized for mammalian Expression. The nucleotide sequence differs from the reference sequence, yet the amino acid sequence remains identical.

Red=Cloning site Blue=ORF Green=Tags(s)

TTTTGTAATACGACTCACTATAGGGCGGCCGGGAATTCGTCGACTGGATCCGGTACCGAGGAGATCTGCC
GCC**CGCATCGCC**

ATGACTGACCTCCTGCGGAGCGTGGTGACGGTGATTGACGTTTTTTACAAGTACACCAAGCAAGATGGAG
AATGTGGAACACTGTCAAAGGGTGAAGTGAAGGAGCTCCTGGAAAAGGAACCTCATCCAGTATTGAAGAA
CCCAGACGACCCGGATACGGTGGACGTGATTATGCACATGCTGGACAGAGATCATGACAGGCGCTTGGAC
TTTACTGAGTTCTCTGTTGATGATTTTTAAGCTGACAATGGCATGTAACAAGGTGTTGAGTAAAGAGTACT
GCAAGGCTTCAGGGAGCAAAAAGCATCGCCGGGGCATAGACATCAGGAGGAAGAATCAGAAACAGAAGA
GGATGAGGAGGACACACCTGGGCATAAGAGTGGCTATAGACACAGCTCTTGGTCCGAGGGCGAGGAACAC
GGCTATTCTCAGGTCATAGCCCGGTACAGTGAATGCAGACACGGATCTAATTCTCGACGGCTTGGGC
GGCAGGGCAACCTGTCTAGTTCTGGGAATCAGGAAGGATCACAAAAGCGGTATCATCGGAGTTCTTGTGG
CCACAGCTGGAGCGGGGGAAGGACCGCCACGGTTCAGCTCCGTGGAGTTGCGAGAGAGGATCAATAAAA
AGCCACATCAGCCCAAGCCGCGAGTCTGGCGAGGAATACGAGAGCGGGTACAGGAAGCAATAGCTGGGAGA
GAAAGGGCCACGGAGGCCTTTCTGTGGATTGGAGACGTCGGTCCAGAGCAATTCAACCCAGAGTCG
GATTCGGGAGCAGAACTGGGTTCTTCTGCTCCGGCAGTGGCGACAGTGGCCGGCGGTACATGCTTGT
GGGTATAGCAACAGCTCTGGTTGCGGGAGGCTCAAAATGCCTCTTCATCCTGTCAATCTCACCGGTTCCG
GCGGACAGGGAACAGTTCTCCTATATTCAGAGTGGGTGCCAGTCCGGCATCAAAGCGGCCAGGGACA
CGGTTGCGTGAGTGGGGTCAAGCCTCAGGCTGCGGGCAGCCAGAGTCAAACCCATGCTCACAGTCATAC
TCTCAAAGGGCTATGGTGCCCGAGAGAATGGACAGCCCAAGCAACTGTGGTGGCCAGTGGCGAAGTGGGA



[View online »](#)

GCAGTCAGAGCTCATGCTGCGGACAGTATGGCAGCGGGCGGCTCTCAGTCATGCTCCAACGGCCAGCACGA
 ATATGGCTCTTGCGGTCGCTTTTCTAACAGTTCAGCTCCAACGAGTTTTCAAATGCGATCAATACGGC
 TCCGGTAGCTCTCAGAGTACCTCTTTTGAACAGCATGGCAGAGTCTGTCCCAGAGTAGTGGATTCGAGC
 AGCATGTCTGTGGATCCGGCCAGACCTGTGGACAGCATGAGTCAACTTCTTCTCAGAGCCTTGGTTACGA
 CCAGCACGGAAGTTCAAGTGGGAAAACCTTCTGGATTCGGACAACACGGTAGCGGATCCGGACAAAGCAGT
 GGCTTTGGCCAGTGGGTAGCGGCTCCGGCCAGAGCTCTGGTTTTGGCCAGCACGGGTCTGTGTCCAGGCC
 AGAGCTCTGGATTCGGCCAGCATGGTTCCGTGTCCGGCCAGAGCTCTGGATTCGGTCAGCACAGTCAAG
 ATCTAGACAGTCTCTTATGGGCAACACGGGTCTGGTTCTTCCCAGTCTCCGGGTATGGTCAATACGGG
 TCCAGGGAGACTTCCGGATTCGGCCAGCATGGCTGGGAGTGGTCAGAGTACCGGCTTTGGCCAATACG
 GGTCCAGGGAGCGGCCAGTCAAGCGGGTTCGGTCAGCATGGCAGCGGCTCTGGACAGTCAAGCGGATTTGG
 GCAGCACGAGTACGCAGTGGTCAGAGTAGTTATGGCCAGCATTCTCCGGTAGTTCACAGTCCAGCGGA
 TACGGGCAGCACGGGAGCCGCAAAACAGCGGTTTTGGCCAGCATGGAAGCGGCAGCAGCCAGAGTACTG
 GCTTCGGACAGTACGGATCAGGTTCTGGACAATCCTCAGGATTCGGGCAGCATGTGTCTGGCTCTGGCCA
 ATCATCTGGCTTTGGACAGCACGAATCCCAGTGGTCACTCTAGTTACGGTCAGCACGGATTTGGTAGC
 TCCCAGAGTTCAGGGTATGGCCAGCATGGATCTAGCTCTGGCCAGACATCTGGTTTTGGCAACACGAAC
 TGTCTATCTGGCCAATCCTCATCTTTTGGCCAACACGGCAGTGGTTCAGGACAGTCTTCCGGATTCGGACA
 ACACGGGTCCAGGCTCTGGACAGTCTAGTGGCTTTGGCCAGCATGAGTCCCAGGAGTGGGCAATCCAGCTAT
 GGCCAGCATTCCAGCGGGAGCTCCCAAAGCAGTGGCTACGGTCAACACGGCTCCAGACAGACTAGCGGGT
 TCCGGCAGCATGGCTCTGGCAGTAGCCAAAGTACGGGCTTTGGCCAATACGGCAGTGAAGCGGACAATC
 AGCTGGTTTTGGCCAGCATGGCTCTGGCAGTGGCAGTCCAGTGGCTTCGGCCAGCACGAGTCTCGCTCC
 CACCAGAGTCTTACGGACAACATGGGTCCAGGCAGCAGTCACTCTCCGGCTATGGCCAGCATGGGAGCT
 CCTCCGGCCAAACGTCCGGATTTGGCCAGCATCGGAGCAGTCTGGGCAGTACAGCGGTTTTGGTCAGCA
 CGGCTCCGGTTCGGCCAGAGCAGCGGCTTTGGCCAGCACGGGACCGGGTCAGGGCAGTATCTCGGCTTC
 GGCCAGCATGAGTCTAGGAGTACCAAAGCTCTTACGGCCAACATGGTTACAGGATCATCTCAGTCACTCG
 GATATGGGCAGCATGGAAGTTCAAGCGGTCCAGACTTTCCGCTTCGGTCAGCATAGGTCGGGAGTGGCCA
 GTCTTCTGGATTCGGACAGCATGGCTCAGGAAGTGGACAAGCAGCGGGTTCGGACAGCACGAGAGCGGC
 TCAGGAAAATCCTCTGGATTTGGCCAGCACGAATCCAGGTCTACAGTCAAACATGGCCAGCACGGGA
 GCGGTTCCAGCCAGTCTCTGGATTTGGCCAGCACGAATCCAGGTCTACAGTCAAACATGGCCAGCACGGGA
 ACACAGGAGCAGCAGTGGCCAGTATCCGGCTTCGGCCAGCATGGGTCCAGGCAGCACCAATCATCCGGC
 TTCGGGCAGCACGGAACAGGGAGCGGTCAATCATCCGGCTTCGGCCAATACGAGTCCCGGTCTAGGCAGT
 CCTCTTATGGACAACACGGGTCTGGCTCCAGCCAAAGCAGCGGTTACGGCCAGCATGGAAGTAACTCAGG
 GCAAACCTCCGGATTTGGCCAGCACCGGCCAGGTAGCGGGCAAAGTAGCGGCTTTGGGCAGTACGGCTCT
 GGATCAGGACAGTCAAGCGGCTTCGGCCAACACGGCTCAGGGACAGGCAAGAGCTCCGGTTTTCGCTCAAC
 ACGAGTATAGGTCTGGTCAGAGTTCCTATGGACAGCACGGGACAGGATCCTCTCAATCCTCAGGATGTGG
 GCAGCACGAATCAGGTTCCGGGCCGACCACATCTTTTGGCCAGCATGTGTCTGGCTCTGACAACTTTTCT
 TCTTCAGGCCAGCACATCTCAGACTCAGGCCAATCCACGGGATTCGGTCAATATGGATCAGGGAGTGGGC
 AGAGCACGGGACTGGGTCAAGGCGAGTCTAACAGGTGGAGAGCGGTAGCACTGTGCACGGACGGCAGGA
 AACTACACATGGACAGACCATAAACACAACACGCCACAGCCAATCTGGCCAGGCAGTCTACACAGACG
 GGATCCCGGGTGACCAGAAGAAGAAGTAGCCAGTCCGAGAATAGTGACAGTGAAGTCCACAGCAAGG
 TGTCAACCCGGCACAGTGAAGTATACACACCCAGGCTGGGTCACTACCCCAAGTCAAGTCTACTGT
 TCGAAGGAGGCAGGGGACCACACATGGACAAGAGGGGATACAACACGACATGGCCACTCTGGACACGGT
 CAGAGCACACAGACAGGGAGTCCGACATCTGGAAGGCAGAGGTTTTCTACTCTGATGCCACCGACTCCG
 AAGTGCATAGCGGGGTATCCCATAGACCGCATTCTCAGGAGCAGACCCATTACAGGCAGGAAGCCAGCA
 CGGTGAATCCGAAAGCACCGTACATGAAAGACACGAAACCACGTATGGTCAAACCGGCGAAGCAACGGGT
 CACGGACATAGTGGCCACGGCCAGTCAACCCAGAGAGGGAGCCGACCACCGGGCGGGGGTCTGGAC
 ATTCGGAATCCAGCGATTCCGAGGTCCACTCTGGAGGAAGCCACAGACCACAGTCCCAAGAGCAGACCCA
 CGGCCAGGCTGGATCTCAGCACGGGGAGTCTGGTAGTACCGTCCACGGGAGGCATGGAACAACACACGGC
 CAAACAGGGGACACAACCGGCACGCACACTACCACCATGGCAAGAGCACACAGAGGGGCTCTTCAACCA
 CTGGCAGACGGGTAGTGGGCACAGCGAATCTAGCGACTCCGAAGTCACTCCGGTGGGAGCCATACACA
 CAGCGGGCATACTCATGGGCAAAGTGGCTCCCAGCATGGGGAAAGCGAAAGTATTATACACGACAGGCAC
 CGGATCACGCACGGTCAGACCGGTGATACTACCGGCCTCTATAGTGGACACGAGCAGACAACACAGA
 CAGGAAGCCGCAGCACAGGAAGACAGCGGACAAGCCACTCTGAGAGCACTGATAGTGAAGTGCATAGTGG

CGGATCCACAGGCCGCACTCACGCGAACACACCTATGGACAGGCAGGTAGTCAGCACGAGGAGCCTGAG
TTCACCGTTACAGAGCGACATGGGACTACACACGGCCAGATCGGAGACTACGGGGCACAGCCACAGT
GACACGGCCAAAGCACTCAGAGGGTTCTAGGACCACAGGAAGACAGAGATCAAGTCATTCCGAGAGTTC
CGACTCTGAGGTCCACTCAGGTGTACGCCACACGCACACCCGTCACACCCATGGGCAGGCAGGGAGCCAG
CACGGGCAGTCTGAGAGCATCGTACCTGAACGCATGGTACCACACATGGCCAGACAGGCGACACTCTC
GGCACGCACATTACCACCAGGCCTGACCACTCAGACCCGTTAGCCGGACCACAGGACGGAGGGGTTCCGG
ACACTCAGAGTATAGCGATTACAGAGGGTATAGCGGCGTCTCCCATACCCACTCCGGGCATACTCATGGG
CAGGCCCGCAGTCAGCATGGCGAATCAGAATCTATCGTCCATGAACGACACGGCACAATCCATGGGCAGA
CCGGCGACACAACCTCGACATGCCACTCTGGCCACGGCCAGAGCACTCAGACTGGCAGCAGGACAACCGG
TCGGAGAAGCAGCGGCCATTCCGAGTATAGCGACAGCGAGGGTACAGCGGCTTCAGCCAGAGGCCTCAC
TCCCGAGGACATACACACGGACAAGCCGTAGCCAGCAGGAGAGTCCGAGAGCATAGTCGATGAGAGGC
ACGGAACCACACATGGACAACAGGCGACACTTCCGGACATAGCCAGAGCGGGCACGGCCAGAGTACCCA
GTCTGGTAGCAGCACAACAGGAAGGCGGGAGTGGACTCCGAGTCATCAGATTCAGAGGTGCATTCA
GGGGTTCTCACACACTCCGGCCACACACAGCCAGGCCAGGTCACAGCACGGCGAGTCAGAAAAGCA
CGGTCCACAAGAGACATCAAACCACTCATGGGCAGACTGGCGATACAACAGAGCATGGACACCCATCCCA
TGGAACACCATACAGACTGGAAGCCGGACCACCGGTAGGAGAGGTTCTGGCCACTCAGAGTATCCGAC
TCTGAGGGCCCCAGCGCGTAAGCCATACACATAGCGGACACACTCACGGCCAGGCCGTTCCATTATC
CAGAATCAGGAAGCAGTGTGATGAACGGCATGGGACTACCCATGGCCAGACTGCTGATACTACAAGACA
TGGCCATTCCGGCCATGGACAGTCTACCCAGAGGGGGAGCCGACGACAGGAAGGAGAGCCTCTGGGCAC
TCAGAGTACAGTGACAGCGAAGGACACTCAGGCGTGAGTCACACTCACTCCGGCCATGCCACGGCCAGG
CTGGTAGTCAACCGGAGAGTCTGGGTCATCCGTGCACGAGAGGCACGGCACAACGCACGGCCAGACAGG
TGATACCACAAGGCATGCTCACAGTGGCCACGGCCAGTCAACACAGAGGGGGTCTAGAATGCGGGCCGG
CGCGGATCCGGGCACTCCGAAAGCTCCGATAGCGAGGTGCACAGTGGCGTGAGCCATACCCACAGCGGAC
ACACCTACGGCCAAGCCCGCAGCCAGCAGGAGAATCCGGGAGTGCAATTCATGGCCGCCAGGGTACGAT
TCACGGACAGACAGGCGATACTACGCGCCATGGACAATCTGGACACGGTCACTACTCAAAGTGAAGC
AGGACCACAGGCAGACAGCGCAGCAGCCATAGTGAAAGTAGCGACTCAGAAGTACACAGTGAAGCCAGCC
CAACCCACAGTGGCCACACACATTCCCAAGCCGGAAGCCGGCACGGACAGAGCGGCAGCTCCGGTCA
GGCCAGGGCAGACTCATGGTACAGCAGGTGATACTACCAGGCACGCCATTATGGTTATGGGCAGTCT
ACTCAGAGGGGGTCCAGAACGACTGGGCGCCGAGGATCAGGCCACTCAGAGTCCAGTGATTCTGAGGTT
ATTCATGGGGATCCACACACATAGTGGCCACATCCAGGGACAGGCAGGTAGTCAACAGAGGCAGCCGG
CTCTACAGTACACGGCAGGCTCGAAACAACCCATGGACAGACTGGCGATACGACCCGCCACGGGCACTCC
GGTACGGGCAGTCAACTCAAACAGGCTCAAGAAGTTCAGAGCCTCTCACTTCCAGAGTATTCATCCG
AGCGACAGAGACATGGCTCCTCCAGGTGTGAAACACGGATCATATGGCCCCGAGAATATGATTACGG
CCATACAGGATACGGCCCTTCTGGGGGATCTCGGAAATCCATCTCAAACCTCCACCTTTCTTGGTCCACG
GATAGTACCGGAATAAGCAACTCTCCCGACAC

ACGCGTACGCGGCCGCTCGAG – GFP Tag – GTTAA

Protein Sequence: >RG214428 representing NM_001014342
 Red=Cloning site Green=Tags(s)

```

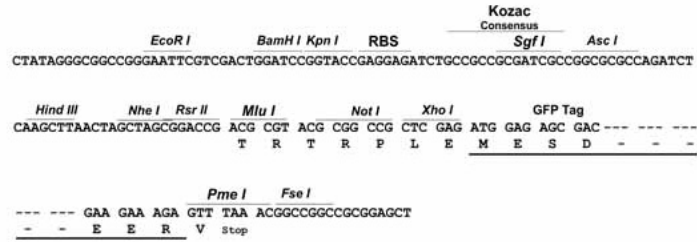
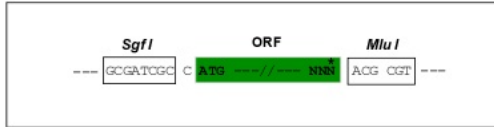
MTDLLRSVVTVIDVFYKYTKQDGECEGLSKGELKELLEKELHPVLKPNDDPDTVDVIMHMLDRDHDRRLD
FTEFLLMIFKLTMACNKVLSKEYCKASGSKKRRHRHQEEEESETEDEEDTPGHKSGYRHSWSWSEGEEH
GYSSGHSRGTVKCRHGNSRRLGRQNLSSSGNQEGSQRYRHS SCGHSWSGGKDRHGSSVELRERINK
SHI SPSRESGEEYESGSGSNSWERKGHGGLSCGLETSGHESNSTQSRIREQKLGSSCSGSGDSGRRSHAC
GYNSSSGCRPQNASSSCQSHRFGGQGNQFSYIQSGCQSGIKGGQGHGCVSGGQPSGCGQPESNPCSQSY
SQRGYGARENGQPQNCGGQWRTGSSQSSCCQYSGSGSQSCSNQHEYGCGRFSNSSSSNEFSKCDQYG
SGSSQSTSFQHTGLSQSSGFQHVCGSGQTCGQHESTSSQSLGYDQHGSSSGKTSFGGQHGSGSGQSS
FGGQCGSGSGQSSGFQHGVSQSSGFQHGVSQSSGFQGHESRSRQSSYGQHGSGSSQSSGYQYG
SRETSGFQHGGLGSGQSTGFQYGSQSSGFQHGSGSGQSSGFQGHESRSRQSSYGQHGSSQSSG
YQHGSRQTSFGQHGSGSSQSTGFQYGSQSSGFQGHVSGSGQSSGFQGHESRSRQSSYGQHGSGS
SQSSGYGQHGSSSQTSFGQHELSSGQSSFGQHGSGSGQSSGFQHGSGSGQSSGFQGHESRSRQSSY
GQHGSSGSSQSSGYGQHGSRQTSFGQHGSGSSQSTGFQYGSQSSAGFQHGSGSGQSSGFQGHESRS
HQSSYGQHGSGSSQSSGYGQHGSSSQTSFGGQHRSSGQYSGFQHGSGSGQSSGFQHGTSQSGYSGF
GQHESRSHQSSYGQHGSGSSQSSGYGQHGSSSQTFGQHRSGSGQSSGFQHGSGSGQSSGFQHESG
SGKSSGFQGHESRSSQSNYQHGSGSSQSSGYGQHGSSSQTTGFQHRSSGQYSGFQHGSGSDQSSG
FGQHGTSQSSGFQYESRSRQSSYGQHGSGSSQSSGYGQHGNSGQTSFGQHRPQSGQSSGFQYGS
GSGQSSGFQHGSGTGKSSGFAQHEYRSQSSYGQHGTSQSSGCGQHESGSGPTTSFGQHVSGSDNFS
SSGQHSIDSGQSTGFQYGSQSSQSTGLGQGESQVESGSTVHGRQETTHGQINTTRHSQSGQGSTQT
GSRVTRRRRSSQSENSDSEVHSKVSHRHEHIHTQAGSHYPKSGSTVRRRQGTTHGQRGDTTRHGSHGH
QSTQTSRSTSGRQRFSHSDATDSEVHSGVSHRPHSQEQTHSQAGSQHGESESTVHERHETTYGQTEATG
HGHSGHGQSTQRGRSTTGRRSGHSESSDSEVHSGGSHRPSQEQTHGQAGSQHGESGSTVHGRHGTTHG
QTGDTTRHAHYHHGKSTQRGSSTTGRRSGHSESSDSEVHSGGSHTHSGHTHGQSGSQHGESESIHDRH
RITHGQTDTRHSYSGHEQTTQTSRRTGRQRTSHSESTDSEVHSGGSHRPHSREHTYQAGSQHEEPE
FTVHERHGTTHGQIGDTTGSHSGHGQSTQRGRSTTGRRSSHSESSDSEVHSGVSHHTHTGHTHGQAGSQ
HGQSESI VPERHGTTHGQTDTRHAHYHHGLTTQTSRRTTGRRSGHSEYSDSEYSGVSHHTHTGHTHG
QARSQHGESESI VHERHGTIHGQTDTRHAHSGHGQSTQTSRRTTGRRSGHSEYSDSEYSGVSHHTHTG
SRGHTHGQAGSQHGESESI VDERHGTTHGQTDTSGHSGHGQSTQSGSSTTGRRRSGHSESSDSEVHS
GSHHTSGHTHSQARSQHGESESTVHKRHQTTTGQTDTEHGHPSHGQTIQTSRRTTGRRSGHSEYSD
SEGPSGVSHHTSGHTHGQAGSHYPESGSSVHERHGTTHGQTADTRHGSHSGHGQSTQRGRSTTGRRASGH
SEYSDSEYSGVSHHTSGHAHGQAGSQHGESGSSVHERHGTTHGQTDTRHAHSGHGQSTQRGRSTAGR
RGSGHSESSDSEVHSGVSHHTSGHTYQARSQHGESGSAIHGRQGTIHGQTDTRHGQSGHGQSTQTS
RTTGRQRSSHSESSDSEVHSEASPTHSGHTHSQAGSRHGQSGSSGHGRQGTTHGQTDTRHAHYGYGQS
TQRGRSTTGRRSGHSESSDSEVHSGVSHHTSGHIQAGSQQRQPGSTVHGRLETTTGQTDTRHGHS
GYGQSTQTSRSSHASHFQSHSSERQRHGSSQVWKHGSYGPAYDYGHTGYGPGSGSRKSI SNHLSWST
DSTANKQLSRH
  
```

TRTRPLE - GFP Tag - V

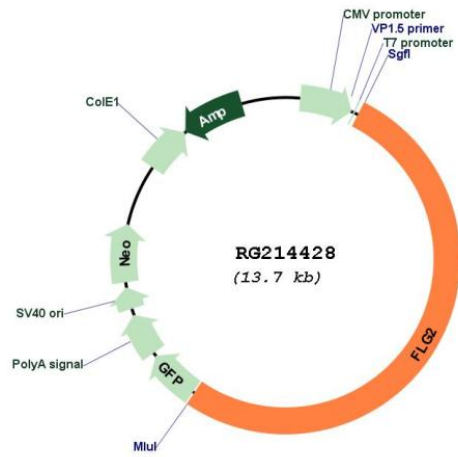
Restriction Sites: Sgfl-MluI

Cloning Scheme:

Cloning sites used for ORF Shutting:



Plasmid Map:



ACCN: NM_001014342
 ORF Size: 7173 bp

OTI Disclaimer:	The molecular sequence of this clone aligns with the gene accession number as a point of reference only. However, individual transcript sequences of the same gene can differ through naturally occurring variations (e.g. polymorphisms), each with its own valid existence. This clone is substantially in agreement with the reference, but a complete review of all prevailing variants is recommended prior to use. More info
OTI Annotation:	This clone was engineered to express the complete ORF with an expression tag. Expression varies depending on the nature of the gene.
Components:	The ORF clone is ion-exchange column purified and shipped in a 2D barcoded Matrix tube containing 10ug of transfection-ready, dried plasmid DNA (reconstitute with 100 ul of water).
Reconstitution Method:	<ol style="list-style-type: none">1. Centrifuge at 5,000xg for 5min.2. Carefully open the tube and add 100ul of sterile water to dissolve the DNA.3. Close the tube and incubate for 10 minutes at room temperature.4. Briefly vortex the tube and then do a quick spin (less than 5000xg) to concentrate the liquid at the bottom.5. Store the suspended plasmid at -20°C. The DNA is stable for at least one year from date of shipping when stored at -20°C.
RefSeq:	NM_001014342.1 , NP_001014364.1
RefSeq Size:	9170 bp
RefSeq ORF:	7176 bp
Locus ID:	388698
UniProt ID:	Q5D862
Cytogenetics:	1q21.3
Gene Summary:	The filaggrin-like protein encoded by this gene is upregulated by calcium, proteolyzed by calpain 1, and is involved in epithelial homeostasis. The encoded protein is required for proper cornification in skin, with defects in this gene being associated with skin diseases. This protein also has a function in skin barrier protection. In fact, in addition to providing a physical barrier, C-terminal fragments of this protein display antimicrobial activity against <i>P. aeruginosa</i> and <i>E. coli</i> . [provided by RefSeq, Jul 2020]