

Product datasheet for **RG214074**

PRMT1 (NM_198319) Human Tagged ORF Clone

Product data:

Product Type:	Expression Plasmids
Product Name:	PRMT1 (NM_198319) Human Tagged ORF Clone
Tag:	TurboGFP
Symbol:	PRMT1
Synonyms:	6720434D09Rik; ANM1; arginine N-methyltransferase 1; AW214366; HCP1; heterogeneous nuclear ribonucleoproteins methyltransferase-like 2; HRMT1L2; Hrmt1I2; IR1B4; Mrmt1; OTTMUSP00000022387; protein arginine N-methyltransferase 1
Mammalian Cell Selection:	Neomycin
Vector:	pCMV6-AC-GFP (PS100010)
E. coli Selection:	Ampicillin (100 ug/mL)
ORF Nucleotide Sequence:	>RG214074 representing NM_198319 Red=Cloning site Blue=ORF Green=Tags(s)

TTTTGTAATACGACTCACTATAGGGCGGCCGGAATTCGTCGACTGGATCCGGTACCGAGGAGATCTGCC
GCC**CGGATCGCC**

ATGGTAGGCGTGGCTGAGGTGCTCTGTGGCCAGGCGGAAAGCAGTGAGAAGCCCAACGCTGAGGACATGA
CATCCAAAGATTACTACTTTGACTCCTACGCACACTTTGGCATCCACGAGGAGATGCTGAAGGACGAGGT
GCGCACCCCTCACTTACC GCAACTCCATGTTTCATAAACC GGCACCTCTTCAAGGACAAGGTGGTGGCTGGAC
GTCGGCTCGGGCACCGGCATCCTCTGCATGTTTGTGCTGCCAAGGCCGGGGCCCGCAAGGTCATCGGGATCG
AGTGTTCAGTATCTCTGATTATGCGGTGAAGATCGTCAAAGCCAACAAGTTAGACCACGTGGTGACCAT
CATCAAGGGGAAGGTGGAGGAGGTGGAGCTCCCAGTGGAGAAGGTGGACATCATCATCAGCGAGTGGATG
GGCTACTGCCTCTTCTACGAGTCCATGCTCAACACCGTGTCTATGCCCGGACAAGTGGCTGGCGCCCG
ATGGCCTCATCTCCAGACCGGGCCACGCTGTATGTGACGGCCATCGAGGACCGGCAGTACAAAGACTA
CAAGATCCACTGGTGGGAGAACGTGTATGGCTTCGACATGTCTTGATCAAAGATGTGGCCATTAAGGAG
CCCTAGTGGATGTCGTGGACCCAAACAGCTGGTCACCAACGCCTGCCTCATAAAGGAGGTGGACATCT
ATACCGTCAAGGTGGAAGACCTGACCTTCACTCCCGTTCTGCCTGCAAGTGAAGCGGAATGACTACGT
GCACGCCCTGGTGGCCTACTTCAACATCGAGTTACACGCTGCCACAAGAGGACCGGCTTCTCCACCAGC
CCCAGTCCCCGTACACGCACTGGAAGCAGACGGTGTTCACATGGAGGACTACCTGACCGTGAAGACGG
GCGAGGAGATCTCGGCACCATCGGCATGCGGCCCAACGCAAGAACAACCGGGACCTGGACTTCACCAT
CGACCTGGACTTCAAGGGCCAGCTGTGCGAGCTGCTCTGCTCCACCGACTACCGGATGCGC

ACGCGTACGCGGCCGCTCGAG - GFP Tag - GTTTAA



[View online »](#)

Protein Sequence: >RG214074 representing NM_198319
Red=Cloning site Green=Tags(s)

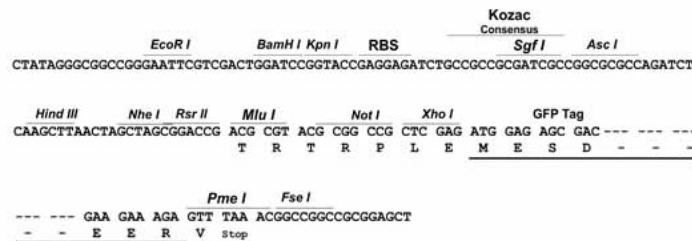
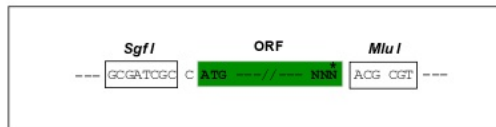
MVGVAEVSCGQAESSEKPAEDMTSKDYFDSYAHFGIHEEMLKDEVRTLTYRNSMFHNRHLFKDKVVLD
 VGSGTGILCMFAAKAGARKVIGIECSSISDYAVKIVKANKLDHVVTIIKGVVEEVELPVEKVDIIISEWM
 GYCLFYESMLNTVLYARDKWLAPDGLIFPDRATLYVTAIEDRQYKDYKIHWWENVYGFDMSCIKDVAIKE
 PLVDVVDPKQLVTNACLIKEVDIYTVKVEDLTF TSPFCLQVKRNDYVHALVAYFNIEFTRCHKRTGFSTS
 PESPYTHWKQTVFYMEDYLTVKTGEEIFGTIGMRPNAKNNRDLDF TIDLDFKGQLCELSCSTDYRMR

TRTRPLE - GFP Tag - V

Restriction Sites: SgfI-MluI

Cloning Scheme:

Cloning sites used for ORF Shutting:



ACCN: NM_198319

ORF Size: 1041 bp

OTI Disclaimer: The molecular sequence of this clone aligns with the gene accession number as a point of reference only. However, individual transcript sequences of the same gene can differ through naturally occurring variations (e.g. polymorphisms), each with its own valid existence. This clone is substantially in agreement with the reference, but a complete review of all prevailing variants is recommended prior to use. [More info](#)

OTI Annotation: This clone was engineered to express the complete ORF with an expression tag. Expression varies depending on the nature of the gene.

Components: The ORF clone is ion-exchange column purified and shipped in a 2D barcoded Matrix tube containing 10ug of transfection-ready, dried plasmid DNA (reconstitute with 100 ul of water).

Reconstitution Method:

1. Centrifuge at 5,000xg for 5min.
2. Carefully open the tube and add 100ul of sterile water to dissolve the DNA.
3. Close the tube and incubate for 10 minutes at room temperature.
4. Briefly vortex the tube and then do a quick spin (less than 5000xg) to concentrate the liquid at the bottom.
5. Store the suspended plasmid at -20°C. The DNA is stable for at least one year from date of shipping when stored at -20°C.

RefSeq: [NM_198319.2](#)

RefSeq Size: 1435 bp

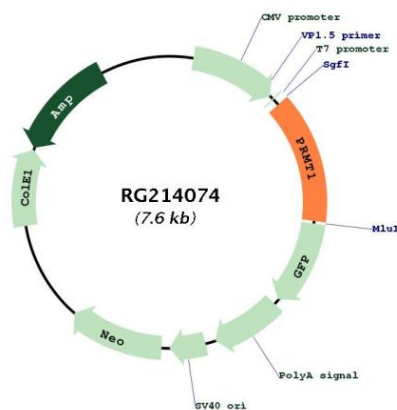
RefSeq ORF: 1043 bp

Locus ID: 3276

Cytogenetics: 19q13.33

Gene Summary: This gene encodes a member of the protein arginine N-methyltransferase (PRMT) family. Post-translational modification of target proteins by PRMTs plays an important regulatory role in many biological processes, whereby PRMTs methylate arginine residues by transferring methyl groups from S-adenosyl-L-methionine to terminal guanidino nitrogen atoms. The encoded protein is a type I PRMT and is responsible for the majority of cellular arginine methylation activity. Increased expression of this gene may play a role in many types of cancer. Alternatively spliced transcript variants encoding multiple isoforms have been observed for this gene, and a pseudogene of this gene is located on the long arm of chromosome 5. [provided by RefSeq, Dec 2011]

Product images:



Circular map for RG214074