OriGene Technologies, Inc.
9620 Medical Center Drive, Ste 200
Rockville, MD 20850, US
Phone: +1-888-267-4436
https://www.origene.com
techsupport@origene.com
EU: info-de@origene.com
CN: techsupport@origene.cn

Product datasheet for RG213914

KRTAP10-10 (NM_181688) Human Tagged ORF Clone

Product data:

Product Type:	Expression Plasmids
Tag:	TurboGFP
Symbol:	KRTAP10-10
Synonyms:	KAP10.10; KAP18.10; KRTAP18-10; KRTAP18.10
Mammalian Cell Selection:	Neomycin
Vector:	pCMV6-AC-GFP (PS100010)
E. coli Selection:	Ampicillin (100 ug/mL)

ORF Nucleotide Sequence:

```
>RG213914 representing NM_181688
Red=Cloning site Blue=ORF Green=Tags(s)

TTTTGTAATACGACTCACTATAGGGCGGCCGGGAATTCGTCGACTGGATCCGGTACCGAGGAGATCTGCC
GCCGCGATCGCC

ATGGCCGCCTCCACCATGTCCATCTGCTCCAGCGCCTGCACTGACTCTTGGCGGGTAGTCGACTGCCCAG
AGAGCTGCTGCGAGCCCTGCTGCTGTGCCCCAGCCCCCAGCTTGACCCTGGTCTGCACCCCAGTGAGCTG
TGTGTCCAGCCCCTGCTGCCAGACGGCCTGTGAGCCCAGCGCCTGCCAATCAGGCTACACCAGCTCCTGC
ACAACCCCATGCTACCAGCAGTCTAGCTGCCAGCCGGATTGCTGCACCTCCTCCCCCTGCCAGCAGGCCT
GCTGTGTGCCTGTCTGCTGTGTGCCCGTCTGCTGCGTGCCCGTCTGTAACAAGCCTGTGTGCTTCGTGCC
TACCTGCTCCGAGTCTTCCCCTTCATGCTGCCAGCAGTCTAGCTGCCAGCCAACTTGCTGCACCTCCTCC
CCATGCCAGCAGGCCTGCTGTGTGCCTGTCTGCTCTAAGTCCGTCTGCTATGTGCCTGTGTGCTCTGGGG
CTTCCACTTCATGCTGCCAGCAGTCTAGCTGCCAGCCTGCTTGCTGCACCGCCTCCTGCTGCAGACCCTC
CTCCTCCGTGTCCCTCCTCTGCCACCCTGTGTGCAAGTCCACCTGCTGCGTGCCCGTCCCCTCCTGCGGT
GCCTCTGCCTCCTCCTGCCAGCCCAGCTGCTGCCGCACGGCCTCCTGTGTTTCCCTCCTCTGCCGCCCCG
TGTGCTCCCGCCCTGCCTGCTACAGCCTCTGCTCTGGCCAGAAGTCCAGCTGC

ACGCGTACGCGGCCGCTCGAG - GFP Tag - GTTTAA
```

This product is to be used for laboratory only. Not for diagnostic or therapeutic use.
©2025 OriGene Technologies, Inc., 9620 Medical Center Drive, Ste 200, Rockville, MD 20850, US

View online »

Protein Sequence:

>RG213914 representing NM_181688
Red=Cloning site Green=Tags(s)

MAASTMSICSSACTDSWRVVDCPESCCEPCCCAPAPSLTLVCTPVSCVSSPCCQTACEPSACQSGYTSSC
TTPCYQQSSCQPDCCTSSPCQQACCVPVCCVPVCCVPVCNKPVCFVPTCSESSPSCCQQSSCQPTCCTSS
PCQQACCVPVCSKSVCYVPVCSGASTSCCQQSSCQPACCTASCCRPSSSVSLLCHPVCKSTCCVPVPSCG
ASASSCQPSCCRTASCVSLLCRPVCSRPACYSLCSGQKSSC

TRTRPLE - GFP Tag - V

Restriction Sites: SgfI-MluI

Cloning Scheme:

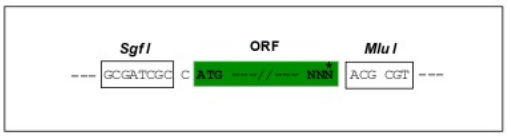

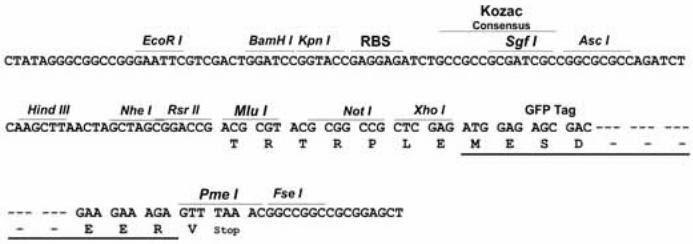

ACCN: NM_181688

ORF Size: 753 bp

OTI Disclaimer: The molecular sequence of this clone aligns with the gene accession number as a point of reference only. However, individual transcript sequences of the same gene can differ through naturally occurring variations (e.g. polymorphisms), each with its own valid existence. This clone is substantially in agreement with the reference, but a complete review of all prevailing variants is recommended prior to use. More info

OTI Annotation: This clone was engineered to express the complete ORF with an expression tag. Expression varies depending on the nature of the gene.

Components: The ORF clone is ion-exchange column purified and shipped in a 2D barcoded Matrix tube containing 10ug of transfection-ready, dried plasmid DNA (reconstitute with 100 ul of water).

This product is to be used for laboratory only. Not for diagnostic or therapeutic use.
©2025 OriGene Technologies, Inc., 9620 Medical Center Drive, Ste 200, Rockville, MD 20850, US

Reconstitution Method:

1. Centrifuge at 5,000xg for 5min.
2. Carefully open the tube and add 100ul of sterile water to dissolve the DNA.
3. Close the tube and incubate for 10 minutes at room temperature.
4. Briefly vortex the tube and then do a quick spin (less than 5000xg) to concentrate the liquid at the bottom.
5. Store the suspended plasmid at -20°C. The DNA is stable for at least one year from date of shipping when stored at -20°C.

Note: Plasmids are not sterile. For experiments where strict sterility is required, filtration with 0.22um filter is required.

RefSeq: NM_181688.3

RefSeq Size: 1120 bp

RefSeq ORF: 756 bp

Locus ID: 353333

UniProt ID: P60014

Cytogenetics: 21q22.3

Gene Summary: In the hair cortex, hair keratin intermediate filaments are embedded in an interfilamentous matrix, consisting of hair keratin-associated proteins (KRTAP), which are essential for the formation of a rigid and resistant hair shaft through their extensive disulfide bond cross-linking with abundant cysteine residues of hair keratins. The matrix proteins include the high-sulfur and high-glycine-tyrosine keratins.[UniProtKB/Swiss-Prot Function]

Product images:

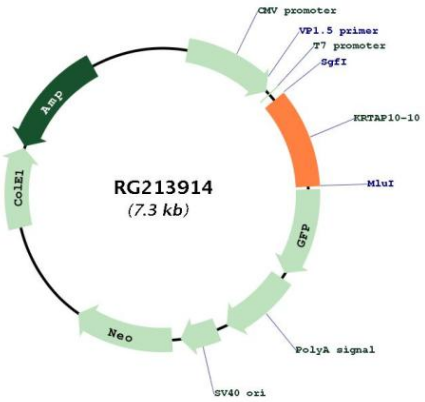

Circular map for RG213914

This product is to be used for laboratory only. Not for diagnostic or therapeutic use.
©2025 OriGene Technologies, Inc., 9620 Medical Center Drive, Ste 200, Rockville, MD 20850, US