

Product datasheet for **RG213865**

ABCA5 (NM_018672) Human Tagged ORF Clone

Product data:

Product Type:	Expression Plasmids
Product Name:	ABCA5 (NM_018672) Human Tagged ORF Clone
Tag:	TurboGFP
Symbol:	ABCA5
Synonyms:	ABC13; EST90625; HTC3
Mammalian Cell Selection:	Neomycin
Vector:	pCMV6-AC-GFP (PS100010)
E. coli Selection:	Ampicillin (100 ug/mL)
ORF Nucleotide Sequence:	>RG213865 representing NM_018672 Red=Cloning site Blue=ORF Green=Tags(s)

TTTTGTAATACGACTCACTATAGGGCGGCCGGAATTCGTCGACTGGATCCGGTACCGAGGAGATCTGCC
GCC**CGATCGCC**

ATGTCCACTGCAATTAGGGAGGTAGGAGTTGGAGACAGACCAGAACACTTCTACTGAAGAATTACTTAA
TAAATGCAGAACCAAAAAGAGTAGTGTCAGGAAATCTTTTTCCACTATTTTTTTATTTTGGTTAAT
ATTAATTAGCATGATGCATCCAATAAGAAATATGAAGAAGTGCCTAATATAGAACTCAATCCTATGGAC
AAGTTTACTCTTCTAATCTAATCTTGGATATACTCCAGTGACTAATATTACAAGCAGCATCATGCAGA
AAGTGTCTACTGATCATCTACCTGATGTCATAATTACTGAAGAATATACAAATGAAAAAGAAATGTTAAC
ATCCAGTCTCTTAAGCCGAGCAACTTTGTAGGTGGTTTTCAAGACTCCATGTCTATGAACCTCGT
TTTTTTCCTGATATGATTCCAGTATCTTCTATTTATATGGATTCAAGAGCTGGCTGTTCAAAATCATGTG
AGGCTGCTCAGTACTGGTCTCAGGTTTACAGTTTTACAAGCATCCATAGATGCTGCCATTATACAGTT
GAAGACCAATGTTTTCTTTGGAAGGAGCTGGAGTCAACTAAAGCTGTTATTATGGGAGAAAAGCTGCTGT
GTAGAAATAGATACCTTTCCCGAGGAGTAATTTAATATACCTAGTTATAGCATTTTACCTTTTGGAT
ACTTTTGGCAATTCATATCGTAGCAGAAAAAGAAAAAAATAAAAGAATTTTAAAGATAATGGGACT
TCATGATACTGCCTTTTGGCTTTCTGGGTTCTTCTATATACAAGTTAATTTTTCTTATGTCCCTTCTT
ATGGCAGTCATTGCGACGCTTCTTTGTTATTTTCTCAAAGTGCAGCATTGTGATATTTTCTGCTTTTTT
TCCTTTATGGATTATCATCTGTATTTTTGCTTTAATGCTGACACCTCTTTTTAAAAAATCAAACATGT
GGGAATAGTTGAATTTTTGTTACTGTGGCTTTTGGATTATTGGCCTTATGATAATCCTCATAGAAAGT
TTTCCAAATCGTTAGTGTGGCTTTTCACTCTTTCTGTCAGTACTTTTGTGATTGGTATTGCACAGG
TCATGCATTTAGAAGATTTAATGAAGGTGCTTCATTTTCAAATTTGACTGCAGGCCCATATCCTCTAAT
TATTACAATTATCATGCTCACACTTAATAGTATATTCTATGTCCTCTTGGCTGTCTATCTTGATCAAGTC
ATTCCAGGGGAATTTGGCTTACGGAGATCATCTTTATATTTTCTGAAGCCTTCATATTGGTCAAAGAGCA
AAAGAAATATGAGGAGTTATCAGAGGGCAATGTTAATGGAAATATTAGTTTTAGTGAAATATTGAGCC
AGTTTCTCAGAATTTGTAGGAAAAGAAGCCATAAGAATTAGTGGTATTCAGAAGACATACAGAAAGAAG



[View online >](#)

GGTAAAAATGTGGAGGCTTTGAGAAATTTGTCATTTGACATATATGAGGGTCAGATTACTGCCTTACTTG
GCCACAGTGGAAACAGGAAAGAGTACATTGATGAATATTCTTTGTGGACTCTGCCACCTTCTGATGGGTT
TGCATCTATATATGGACACAGAGTCTCAGAAATAGATGAAATGTTTGAAGCAAGAAAAATGATTGGCATT
TGTCCACAGTTAGATATACACTTTGATGTTTTGACAGTAGAAGAAAAATTTATCAATTTTGGCTTCAATCA
AAGGGATACCAGCCAACAATAATAACAAGAAGTGCAGAAGGTTTTACTAGATTTAGACATGCAGACTAT
CAAAGATAACCAAGCTAAAAAATTAAGTGGTGGTCAAAAAAGAAAGCTGCATTAGGAATTGCTGTTCTT
GGAAACCCAAGATACTGCTGCTAGATGAACCAACAGCTGGAATGGACCCCTGTTCTCGCATATGTAT
GGAATCTTTTTAAAAATACAGAAAAGCCAATCGGGTGACAGTGTTTCACTACTCATTTCATGGATGAAGCTGA
CATTCTTGCAGATAGGAAAGCTGTGATATCACAAGGAATGCTGAAATGTGTTGGTCTTCAATGTTCCCTC
AAAAGTAAATGGGGGATCGGCTACCGCCTGAGCATGTACATAGACAAATATTGTGCCACAGAATCTCTTT
CTTCACTGGTTAAACAACATATACCTGGAGCTACTTTATTACAACAGAATGACCAACAACCTGTGTATAG
CTTGCCTTTCAAGGACATGGACAAATTTTCAAGTGTGTTTTCTGCCCTAGACAGTCAATCAAATTTGGGT
GTCATTTCTTATGGTGTTCATGACGACTTTGGAAGACGTATTTTTAAAGCTAGAAGTTGAAGCAGAAA
TTGACCAAGCAGATTATAGTGTATTTACTCAGCAGCCACTGGAGGAAGAAATGGATTCAAATCTTTTGA
TGAAATGGAACAGAGCTTACTTATCTTTCTGAAACCAAGGCTGCTCTAGTGAGCACCATGAGCCTTTGG
AAACAACAGATGTATACAATAGCAAAGTTTCATTTCTTTACCTTGAAACGTGAAAGTAAATCAGTGAGAT
CAGTGTGCTTCTGCTTTAATTTTTTTCACAGTTCAGATTTTTATGTTTTTGGTTCATCACTCTTTTAA
AAATGCTGTGGTCCCATCAAACCTGTTCCAGACTTATTTTTCTAAAACCTGGAGACAAACCACATAAA
TACAAAACAAGTCTGCTTCTTCAAATTTCTGCTGACTCAGATATCAGTGATCTTATTAGCTTTTTTCAAA
GCCAGAACATAATGGTGACGATGATTAATGACAGTGACTATGTATCCGTGGCTCCCATAGTGCGGCTTT
AAATGTGATGCATTCAGAAAAGGACTATGTTTTGACAGTGTTTTCAACAGTACTATGGTTTATCTTTA
CCTATATTAGTGAATATCATTAGTAACACTACTATCTTTATCATTAAATGTGACTGAAACCATCCAGATC
GGAGTACCCCATCTTTTCAAGAAAATTAAGTATAGTTTTTAAATTTAGCTGTATTTTCAAGCAGCTTT
GCTTGGAAATCATTGTTACTGCAATGCCACCTTACTTTGCCATGGAAAATGCAGAGAATCATAAGATCAAA
GCTTATACTCAACTTAACTTTTCAAGTCTTTTGCATCTGCATATTGGATTGGACAAGCTGTTGTTGATA
TCCCTTATTTTTTATCATTCTTATTTTGTGCTAGGAAGCTTATTGGCATTTCATTATGGATTATATTT
TTATACTGTAAAGTTCCTTGCTGTGGTTTTTGCCTTATTGGTTATGTTCCATCAGTTATTCTGTTCCT
TATATTGCTTCTTTCACCTTTAAGAAAATTTTAAATACCAAAGAATTTTGGTCATTTATCTATTCTGTGG
CAGCGTTGGCTTGTATTGCAATCACTGAAATAACTTTCTTTATGGGATACACAATGCAACTATTCTTCA
TTATGCCTTTTGTATCATCATTCCAATCTATCCACTTCTAGTGTGCTGATTTCTTTTATAAAGATTTCT
TGAAGAATGTACGAAAAATGTGGACACCTATAATCCATGGGATAGGCTTTTCAAGTGTATATCGC
CTTACCTGCAGTGTGACTGTGGATTTTCTTACAATACTATGAGAAAAAATATGGAGGCAGATCAAT
AAGAAAAGATCCCTTTTTCAGAAACCTTCAACGAAGTCTAAAAATAGGAAGCTTCCAGAACCACAGAC
AATGAGGATGAAGATGAAGATGTCAAAGCTGAAAGACTAAAGGTCAAAGAGCTGATGGGTTGCCAGTGT
GTGAGGAGAAACCATCCATTATGGTCAGCAATTTGCATAAAGAATATGATGACAAGAAAGATTTTCTTCT
TTCAAGAAAAGTAAAGAAAGTGGCAACTAAATACATCTCTTTCTGTGTGAAAAAAGGAGAGATCTTAGGA
CTATTGGTCCAAATGGTGTGGCAAAAGCACAATTTAATATTTCTGGTTGGTGATATTGAACCAACT
CAGGCCAGGATTTTTAGGAGATTATTCTTCAAGACAAGTGAAGATGATGATTCAGTGAAGTGTATGGG
TTACTGTCTCAGATAAACCTTTTGTGGCCAGATACTACATTGCAGGAACATTTTGAATTTTATGGAGCT
GTCAAAGGAATGAGTGCAAGTGACATGAAAGAAGTCATAAGTCAATAACACATGCACTTGATTTAAAAAG
AACATCTTCAAGAGACTGTAAGAAACTACCTGCAGGAATCAAACGAAAGTTGTGTTTTGCTCTAAGTAT
GCTAGGGAATCCTCAGATTACTTTGCTAGATGAACCATCTACAGGTATGGATCCCAAAGCCAAACAGCAC
ATGTGGCGAGCAATTCGAACTGCATTTAAAAACAGAAAGCGGGCTGCTATTCTGACCACTCACTATATGG
AGGAGGCAGAGGCTGTCTGTGATCGAGTAGCTATCATGGTGTCTGGCAGTTAAGATGTATCGGAACAGT
ACAACATCTAAAGAGTAAATTTGAAAAGGCTACTTTTTGGAAATTAATTTGAAGGACTGGATAGAAAAC
CTAGAAGTAGACCGCTTCAAAGAGAAATTCAGTATATTTTCCAAATGCAAGCCGTGAGAAAGTTTTT
CTTCTATTTTGGCTTATAAAATTCCTAAGGAAGATGTTTCACTCCCTTTCACAATCTTTTTTAAAGCTGGA
AGAAGCTAAACATGCTTTTGCATTGAAGAATATAGCTTTTCTCAAGCAACATTGGAACAGGTTTTTGTGA
GAACACTACTAAAGAACAAGAGGAGGAAGATAATAGTTGTGGAACCTTTAAACAGCACACTTTGGTGGGAAC
GAACACAAGAAGATAGAGTAGTATTT

ACGCGTACGCGGCCGCTCGAG - GFP Tag - GTTTAA

Protein Sequence: >RG213865 representing NM_018672
 Red=Cloning site Green=Tags(s)

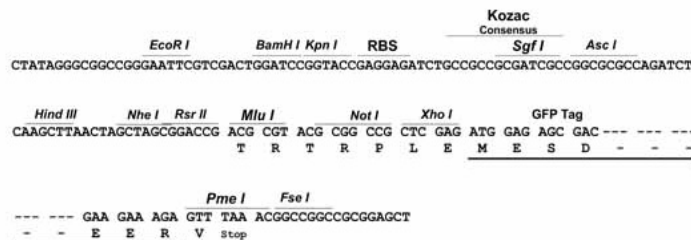
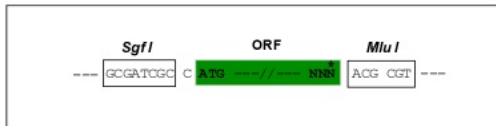
MSTAIREVGVWRQTRTLLLNKYLKCRTRKSSVQEILFPLFFLFWLILISMHPNKKYEEVPNIELNPMDF
 KFTLSNLI LGYTPVNTITSSIMQKVSTDLHPDVIITEEYTNKEMLTSSL SKSPNFVGVVFKDSMSYELR
 FFPDMIPVSSIYMDSRAGCSKCEAAQYSSGFTVLQASIDAAIQLKTNVSLWKELESTKAVIMGETAV
 VEIDTFPRGVIL IYLVI AFSPFGYFLAIHIVAEKEKKIKEFLKIMGLHDTAFWLSWVLLYTSLIFLMSLL
 MAVIATASLLFPQSSIVIFLLFFLYGLSSVFFALMLTPLFKKSKHVGIVEFFVTVAFGF IGLMIILIES
 FPKSLVWLFSPFCHCTFVIGIAQVMHLEDNFEGASFSNLTAGPYPLIITIIIMLTNSIFVYLLAVYLDQV
 IPGEFGLRRSSLYFLKPSYWSKSKRNYEELSEGNVNGNISFSEIIEPVSSEFVGKEAIRISGIQKTYRKK
 GENVEALRNL SFDIYEGQITALLGHS GTGKSTLMNILCGLCPPSDGFASIYGHRVSEIDEMFEARKMIGI
 CPQLDIHFV LVEENLSILASIKGIPANNIIQEVQKVLLDLDMQTIKDNQAKKLSGGQKRKLSLGI AVL
 GNPKILLLDEPTAGMDPCSRHIVWNL LK YRKANRVTVFSTHFMDEADILADRKAVISQGMLKCVGSSMFL
 KSKWIGYRLSMYIDKYCATESSLVKQHIPGATLLQQNDQQLVYSLPFKDMDF SGLFSALD SHSNL G
 VISYGVSMTTLEDVFLKLEVEAEIDQADYSVFTQQPLEEEMDSKSFDEMEQSLLILSETKAALVSTMSLW
 KQQMYTIAKFHFFTLKRESKSVRSVLLLLLIFFTVQIFMFLVHHSFKNAVVPKILVPDLYFLKPGDKPHK
 YKTSLLLQNSADSDISDLISFFTSQNIMVTMINDSDYVSVAPHS AALNMVHSEKDYVFAAVFNSTMVYSL
 P I LVNII SNYYL YHLNVTETIQIWSTPFFQEITDIVFKIELYFQAALLGIIVTAMPPYFAMENAENHKIK
 AYTQLKLSGLLP SAYWIGQAVVDIPLFFIILMLGSLAFHYGLYFYTVKFLAVVFCLIGYVPSVILFT
 YIASFTFKILNTKEFWSFIYSVAALACIAITEITFFMGYTIATILHYAF CIIPIYPLLGCLISFIKIS
 WKNVVRKNVDYTPWDRLSVAVISPYLQCVLWIFLLQYEEKYGGRSIRKDPFFRNLSTKSKNRKLPEPPD
 NEDEDEDVKAERLKVKELMGCQCCEEKPSIMVSNLHKEYDDKDFLLSRKVKKVATKYISFCVKKGEILG
 LLGPNAGKSTIINILVGDIEPTSGQVFLGDYSSETSEDDDSLKCMGYCPQINPLWPD TTLQE HFEIYGA
 YKMSASDMKEVISRITHALDLKEHLQKTVKPLPAGIKRKLCFAL SMLGNPQITLLDEPSTGMDPKAKQH
 MWRAIRTA FKNRRAAILTTHYMEEAEAVCDRVAIMVSGQLRCIGTVQHLSKFGKGYFLEIKLKDWIEN
 LEVDRLQREIQYIFPNASRQESFSSILAYKIPKEDVQSLSQSFFKLEEAKHAF AIEEYSFSQATLEQVVF
 ELTKEQEEEDNSCGTLNSTLWWERTQEDRVVF

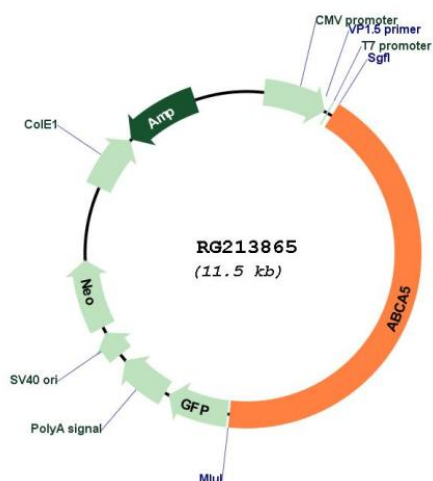
TRTRPLE - GFP Tag - V

Restriction Sites: SgfI-MluI

Cloning Scheme:

Cloning sites used for ORF Shutting:



Plasmid Map:


ACCN: NM_018672

ORF Size: 4926 bp

OTI Disclaimer: Due to the inherent nature of this plasmid, standard methods to replicate additional amounts of DNA in *E. coli* are highly likely to result in mutations and/or rearrangements. Therefore, OriGene does not guarantee the capability to replicate this plasmid DNA. Additional amounts of DNA can be purchased from OriGene with batch-specific, full-sequence verification at a reduced cost. Please contact our customer care team at custsupport@origene.com or by calling 301.340.3188 option 3 for pricing and delivery.

The molecular sequence of this clone aligns with the gene accession number as a point of reference only. However, individual transcript sequences of the same gene can differ through naturally occurring variations (e.g. polymorphisms), each with its own valid existence. This clone is substantially in agreement with the reference, but a complete review of all prevailing variants is recommended prior to use. [More info](#)

OTI Annotation: This clone was engineered to express the complete ORF with an expression tag. Expression varies depending on the nature of the gene.

Components: The ORF clone is ion-exchange column purified and shipped in a 2D barcoded Matrix tube containing 10ug of transfection-ready, dried plasmid DNA (reconstitute with 100 ul of water).

Reconstitution Method:	<ol style="list-style-type: none">1. Centrifuge at 5,000xg for 5min.2. Carefully open the tube and add 100ul of sterile water to dissolve the DNA.3. Close the tube and incubate for 10 minutes at room temperature.4. Briefly vortex the tube and then do a quick spin (less than 5000xg) to concentrate the liquid at the bottom.5. Store the suspended plasmid at -20°C. The DNA is stable for at least one year from date of shipping when stored at -20°C.
RefSeq:	NM_018672.4
RefSeq Size:	7044 bp
RefSeq ORF:	4929 bp
Locus ID:	23461
UniProt ID:	Q8WWZ7
Cytogenetics:	17q24.3
Domains:	ABC_tran, AAA
Protein Families:	Druggable Genome, Transmembrane
Protein Pathways:	ABC transporters
Gene Summary:	<p>The membrane-associated protein encoded by this gene is a member of the superfamily of ATP-binding cassette (ABC) transporters. ABC proteins transport various molecules across extra- and intracellular membranes. ABC genes are divided into seven distinct subfamilies (ABC1, MDR/TAP, MRP, ALD, OABP, GCN20, and White). This encoded protein is a member of the ABC1 subfamily. Members of the ABC1 subfamily comprise the only major ABC subfamily found exclusively in multicellular eukaryotes. This gene is clustered among 4 other ABC1 family members on 17q24, but neither the substrate nor the function of this gene is known. Alternative splicing of this gene results in several transcript variants; however, not all variants have been fully described. [provided by RefSeq, Jul 2008]</p>