

Product datasheet for **RG213544**

DNAH3 (NM_017539) Human Tagged ORF Clone

Product data:

Product Type:	Expression Plasmids
Product Name:	DNAH3 (NM_017539) Human Tagged ORF Clone
Tag:	TurboGFP
Symbol:	DNAH3
Synonyms:	DNAHC3-B; DNAHC3B; HDHC8; HEL-36; HSADHC3
Mammalian Cell Selection:	Neomycin
Vector:	pCMV6-AC-GFP (PS100010)
E. coli Selection:	Ampicillin (100 ug/mL)
ORF Nucleotide Sequence:	>RG213544 representing NM_017539 Red=Cloning site Blue=ORF Green=Tags(s)

TTTTGTAATACGACTCACTATAGGGCGGCCGGGAATTCGTCGACTGGATCCGGTACCGAGGAGATCTGCC
GCC**CGATCGCC**

ATGGGAGCTACAGGGCGCCTCGAGCTCACACTGGCCGCCCTCCCATCCGGGCCAGCCTTTCAGCGTT
CAAAGCCAGGGAGACCAAGGAGAGGAGGAAGGGAGTGAATGCAGATCGCCAAAAGTGACTCCATACA
TCACATGAGCCACTCCAGGGGCAGCCAGAGCTGCCTCCTCTGCCTGCTTCTGCTAATGAGGAACCGTCT
GGACTCTATCAGACTGTCTACACAGCTTTTACCCGCCCTTGATGCAACGCACGTCTGGACCTTGG
CTGCACCTTCAAAGAACAGCATCACACCGTGGACCCAGTGATTCCATCGCCAACAACACTCCTTGAT
GGCCAGGACCTGAAGCTGAAAGATCTGCTGAAGGTCTACCAACCGGCCACCATCAGTGTCCCTAGGGAC
AGGACCGGTGAGGGCTGCCATCATCAGGAAATAGAAGCTCATCAGAGCCATGAGGAAAAAACGAAGT
TTTCTCCAGAAACAAAGAGGATTCCACTAGGATCAAGTTGGCCTTCAAGACGTCATCTTCTCACCCAT
GAAGAAGGAGGTAAGACATCTTTGACGTTCCAGGAAGCAGACCAATGAGTCCAGAACAGCAGCTCGAT
GTCATGTTACAGCAGGAGATGGAATGGAAGTAAAGAAAAGAAGCCATCTGAATCGGACCTGGAGAGAT
ACTATTACTATCTGACCAATGGAATTCGCAAAGACATGATTGCCCTGAGGAGGTGAAGTATGGTTTCG
GATTTCAAAGCTGATTTCTAACACGCTGCTGACGAGTCCCTTCTGGAGCCCTGATGGTGGTCTCGTG
CAGGAGAAGGAGAATGACTATTACTGTAGCCTCATGAAAAGCATCGTTGATTACATCCTCATGGACCCAA
TGGAGAGAAAACGGCTCTTTATTGAGAGCATCCCCGCTTGTTCCTCAAAGAGTGATCCGGGCCCTGT
GCCCTGGCACAGTGTCTACAGGAGCGCCAAGAAGTGAACGAGGAGCATCTGCACACGGTGAACCCCATG
ATGCTCAGGCTGAAAGAACTGTGGTTTGCAGAATTGAGAGCCTCAGGTTTGTTCGAACAGCAGAAATAC
TAGCGGGAAAATTGCCTCTGCAGCCTCAGGAATTTGGGATGTGATCCAGAAACTGCCTGGAGGCACA
CCAGACTTTCTCAACAAGTGGATCCCCACCTGCGCCAGCTTTTTACCTCACGGAAGGAGCACTGGATT
CATTTTGTCCCAAGAGCAACTATGACTCAAGTCGAAACATTGAGGAATATTTGCTTCTGTGGCATCAT
TCATGTCGCTGCAGCTTAGGGAGCTGGTACATTAAGTCACTTGAGGACCTCGTTCCCTTTTCATGATACA
CAAAGATGGGAATGATTTAAGGAGCCCTACCAAGAGATGAAGTTTTTCATACCTCAGCTAATCATGATC



[View online »](#)

AAACCTGAAGTCAGTGAACCCATTATTGTCTTCAATCCATCTTTTGATGGCTGCTGGGAATTAATACGTG
 ACTCTTTCCTGGAAATTATTAAGAACTCTAATGGGATCCCCAAGCTGAAATACATACCACTTAAGTTCTC
 TTCACTGCTGCTGCTGATCGGCAATGTGTGAAAGCAGCTGAGCCAGGAGAGCCAGCATGCACGCG
 GCTGCCACTGCAATGGCAGAGCTGAAAGGATATAATCTGCTCCTTGGAACTGTTAACGCAGAAAGAAAAAC
 TTGTTTCTGATTTTTGATTCAAACCTTCAAGGTATTTTCAGAAAAATCAAGTTGGCCCTGCAAAATTTT
 AAATGTCTACAAAAAGTATGTTGACTTATTGGATAACACGGCAGAGCAAAACATCGCTGCGTTCTGAAA
 GAAAAATCATGACATTGATGATTTTGTGACGAAGATCAATGCCATAAAGAAACGGAGAAATGAAATTCAT
 CCATGAACATCACCGTGCCTTTAGCCATGTTCTGCCTTGATGCTACGGCCCTAAATCATGATCTCTGTGA
 GCGAGCTCAAAATCTTAAAGACCATCTGATTCAATTCCAAGTGGATGTAACCGAGACACCAATACCAGC
 ATTTGTAATCAGTACAGCCACATCGCAGACAAAGTCAGTGAGGTTCTGCCAACACTAAGGAGCTGGTAT
 CCCTCATTGAATTCCTAAAGAAATCCAGTGTGCTACTGTGTTCAAACCTCAGGAGGCAACTTAGAGATGC
 AAGTGAACGGCTGGAGTTCTGATGGACTATGCAGACTTGCCGTACCAGATTGAAGATATCTTTGACAAC
 AGCCGGAACCTTGCTCCTTACAAGAGGGATCAGGCAGAAATGGATCTGATTAAGATGCTCAGAATTTG
 AGTTGAGACTTGAGGGCTACCACAGAGAACTGGAAAGTTTTAGGAAGCGGAAGTACTACAGAAGA
 AATGAAGCACAATGTTGAAAAGCTTAATGAGCTTTCAAAGAACCTAAATCGGGCGTTTGAGAGTTTGAG
 TTGATCAATAAGGAGGAAGAGCTATTGGAAAAGGAGAAGAGTACTTACCCTCTTTCGAGGCCATGCCTGA
 AGAACAAAGTACCTTATGAGCAGCTGTGGTTCGACAGCCTATGAGTTCAGCATCAAGTCAGAGGAATGGAT
 GAATGGACCCCTCTTCTACTGAATGCTGAGCAAATTCGGGAGGAGATAGGGAATATGTGGAGGACAACG
 TATAAACTGATCAAGACCTTGTCTGATGTGCCTGCACCCAGGCGCTTAGCAGAGAATGTGAAGATCAAGA
 TCGATAAGTTCAAGCAGTACATTCCTCCTCAGTATTTCTGCAACCCAGGAATGAAAGACCGACTG
 GCAGCAGATCAGTGAGATTGTTGGCTATGAGATAAAGCCACCGAAACGACCTGCCTCTCAAATATGCTC
 GAATTTGGATTCGGCAAATTCGTTGAAAATTTGGAGCCATTGGTGCAGCTGCCAGCAAGGAATACTCTC
 TGGAGAAAAACTTGATAGAATGAAGTTGGATTGGTTAACGTGACGTTTCACTTCGTTGAAATACAGGGA
 CACTGATACAAACATCTTGTGTGCAATTGATGACATTCAAATGCTACTTGATGATCAGTGAATAAGACC
 CAGACCATGTGTGGCTCCCCATTATCAAAACCAATAGAAGCAGAATGCCGAAATGGGAAGAAAAGCTAA
 TTCGCATACAAGACAATTTGGATGCCTGGTTGAAATGCCAAGCCACTGGCTGTACTGGAACCAATCTT
 CAGTTCAGAGGACATCATAGCCAGATGCCAGAAGAGGGGAGGAAATTTGGCATTGTTGATGTTACTGG
 AAATCACTTATGTCCCAAGCGGTGAAAGATAACAGGATTCTGGTGGCAGCCGACCAGCCACGGATGGCAG
 AGAAGCTCAAGAAGCCAACCTTCTCTTGGAGGACATCCAGAAAGGGCTGAATGATTACTTGAGAAAGAA
 GAGACTATTCTCCCCAGATTCTTCTTCTATCAAACGATGAGCTGCTGGAATCTTGTCCGAGACAAG
 GACCCTCTCCGAGTGCAGCCGACTTGAAGAAGTCTTTGAAGGAATTGCCAAGCTTGAGTTACAGACA
 ATCTGGAATTTGGGCATGATCAGCTCGAAAAAGAACTGTTCCATTATACAGAAAACTACCCAGC
 TAATGCCAAGGGCATGGTGGAAAAGTGGCTCCAGCAGGTGGAGCAGATGATGCTGGCCAGTATGCGAGAA
 GTCATTGGACTTGGGATTGAAGCATATGTCAAGGTCCCTCGAAATCACTGGGTCTTACAGTGGCCTGGAC
 AGGTGGTTATCTGTGCTCCTCCATCTTTTGGACCCAGGAGGTGTCCCAAGCCCTGGCGGAAAAATACCTT
 ACTGGATTTTCTGAAAAAGAGCAATGATCAGATTGCGCAGATTGTCCAGCTGGTGCAGGGAAAGCTGAGC
 AGTGGAGCTCGACTCACTCTCGGGGCCCTCACGGTCATCGATGTCCACGCCCGCAGCTGGTGGCCAAGT
 TATCTGAGGACAGGGTCTCCGATCTGAATGATTCCAATGGATCTCACAGCTGCGCTACTACTGGGTGGC
 CAAGGATGTGCAGGTGCAGATTATCACCAAGAGCCTTGTATGGCTATGAGTACCTGGGAACTCCCCC
 CGGCTGGTGATCACACCCTCACCGACCCTGCTACAGGACACTGATGGGAGCTTTGAAGCTGAACCTTG
 GGGGTGCTCCAGAGGGTCCAGCTGGGACTGGCAAGACAGAAACCAAAAGATTTGGCCAAAGCCTTGGC
 TAAGCAGTGTGTGGTCTTCAACTGCTCCGATGGTTGGATTACAAAGCTATGGGGAAGTTCTTCAAGGGG
 CTGGCACAGGCTGGAGCATGGGCGTCTTTGATGAGTTCAACAGGATCGAGGTAGAAGTGTCTGTGTGG
 TCGCTCAGCAGATCCTCAGCATCCAACAAGCCATCATTCCGAAGCTAAAGACATTCATCTTTGAAGGGAC
 TGAGCTCTCTGAACCCAACCTGCGCTGTGTTTCCATCACCATGAACCCGGGTATGCTGGCAGGGCTGAA
 CTGCCCCACAATCTCAAGGCCTTGTCCGGACAGTGGCCATGATGGTCCCAGATTACGCCCTCATTGGAG
 AAATCTCCCTCTACTCCATGGGTTTCTGGACTCCAGAAGTCTGCCCAGAAGATCGTTGCGACCTACCG
 CCTGTGCTCGGAACAACCTGCTCCTCAGCATCACTATGACTACGGTATGCGCGCTGTCAAGTCTGTGCTT
 ACTGCCGAGGAAACCTGAAGCTCAAGTATCCAGAGGAGAATGAAAGTGTCTGTGCTCCGGGCATTGCT
 TTGATGTCAATCTGGCCAAGTTCTTAGCGCAAGATGTCCCTCTGTTTCAGGGAATTATATCTGATTTATT
 TCCTGGAGTTGTTCTTCAAAGCCAGACTATGAAGTTTTTCTGAAAGTGTGAAATGATAACATAAAAAAG
 ATGAAACTCCAGCCAGTACCTTGGTTTATAGGGAAAAATATCCAGATCTACGAAATGATGCTGGTGGAGAC

ATGGCTATATGATTGTAGGAGACCCCATGGGCGCAAGACCTCTGCTTATAAAGTGTGGCTGCAGCTCT
CGGCGATTTACACGCAGCCAATCAGATGGAGGAGTTTGTCTGTGGAGTACAAGATCATCAACCCCAAGGCT
ATCACGATGGGGCAGCTGTATGGGTGCTTTGACCAAGTGAGCCACGAGTGGATGGATGGTGTCTTGCCA
ATGCTTTCCGGGAGCAAGCGTCTTCACTCTGATGATCGCAAGTGGATTATATTTGATGGGCCAGTGGA
TGCTATTTGGATTGAAAATATGAACACTGTTCTGGATGACAATAAAAAGCTGTGTCTCATGAGTGGGGAA
ATTATCCAGATGAACTCCAAGATGAGCCTGATCTTCGAGCCCGCCGACCTCGAGCAAGCCTCTCCAGCCA
CTGTGAGCAGGTGTGGGATGATCTACATGGAGCCCCATCAACTAGGCTGGAAGCCCTGAAGGATTCCTA
CATGGACACCCTGCCCTCAGTCTCACCAAGGAGCACAAGAATTGGTCAATGACATGTTTATGTGGCTT
GTCAGCCCTGCCTGGAATTTGGTCGCCTTCATTGTAATTTGTTGTCCAGACATCTCCCATCCACCTTG
CCTTCTCAATGATGAGACTGTACTCTTCTCTGCTTGTGAAATCAGGGCAGTAGAAGAGGAGGAAATGGA
ATTAGGTGAAGGCCTGTCAAGTCAACAGATCTTCTCTGGCTCCAAGGACTGTTTCTCTTTTCTTGGTG
TGGACCGTGGCTGGCACCATCAACGCAGACAGCAGAAAGAAATTTGATGTGTTTTTCCGCAACCTGATCA
TGGGATGGATGATAACCACCAAGGCCAAAAGCGTCAAACCTCAACAAAAACAACATCTTCCAGAAAG
AGGAAGCATCTATGATTTTTATTTTATCAAACAAGCTAGTGGACATTGGGAAACGTGGACACAGTATATC
ACCAAAGAGGAGGAAAAAGTTCCAGCTGGTGCAAAGGTCTCAGAACTCATCATCCCCACAATGGAGACAG
CCCGGCAGTCCTTCTTGGAAAACCTACTTAGACCATGAGATCCAATGCTGTTTCGTGGGTCCACAGG
CACTGGCAAAATCAGCCATCACCACAACCTTCTTCTCCACCTTCCAAAAATACGTACCTACCCAACCTGC
ATCAATTTCTCTGCCAGAACCTCAGCCAATCAGACCCAGGATATCATCATGTCCAAGCTGGATCGACGAC
GGAAGGGCCTTTTCGGGCCTCCCATAGGGAAGAAAGCAGTGGTGTGTTGTGGATGACCTCAACATGCCAGC
CAAAGAGGTGTATGGGGCCAGCCACCCATCGAGCTCTGAGGCAGTGGATTGACCATGGTACTGGTTT
GACAAGAAAGACACAACCAGGCTGGACATCGTGGACATGCTGCTCGTGACAGCCATGGGGCCCCCGGGG
GAGGAAGGAATGACATTACTGGACGATTCACCTGCCATCTGAATATCATTCCATCAATGCTTTGAGGA
TGACATTTTAAACCAAGATTTTCAGTTCGATTGTTGACTGGCACTTCGGGAAAGGGTTTGTGTGATGTTT
TTAAGGTACGGAAGATGCTGGTCCAAGTACTAAGACAATTTATAGAGATGACAGTGGAGAACTTCTTGC
CAACTCCCTCGAAGTACATTACGCTTTAACCTGCGGGACTTCTCACGAGTATTCAAGGGGTCTGCT
GTGCCCTCACACACACCTGCAGGATGTAGAAAAATGTATCCGGCTTTGGATCCATGAGGTTTATCGGGT
TTCTATGATCGTCTGATTGACAAGGAGGACAGACAGGTCTTTTTCAACATGGTGAAGGAAACCACCTCCA
ATTGCTTCAAGCAGACCATAGAGAAGGTGCTTATCCACTTGTCAACCCACTGGAAAGATAGTCGATGATAA
CATTGGAAGCCTCTTCTTGGAGATTATTTCAAGCCAGAAAGTGACCAAAAAATCTACGATGAGATCACT
GACCTGAAACAGCTGACTGTGGTCATGGAGCACTATCTGGAAGAATTCAACAACATCAGCAAGGCCCCCA
TGTCCTGGTTCATGTTCCAGTTCGCTTGGCATTGAGCAGATCTCTAGGATCTGCCGTGCTGAAAGCAGGACA
AGGCCACCTGCTCCTGGTGGGCATAGGGGGCAGCGGGCGCAAAAGTGCCGCCAAACTGTCCACATTCATG
AACGCATACGAGCTATACCAGATTGAGATCACCAAGAAGTACGCAGGCAATGACTGGCGAGAAGATCTTA
AGAAGATCATACTGCAGGTGCGGTGTGGCCACCAAGAGCACCGTGTTCCTCTTCGCCGACAACCAGATCAA
GGATGAATCATTGCGTGGAGGACATCAACATGCTTCTGAACACAGGTGACGTGCCTAACATCTTCCCTGCT
GACGAGAAGGCTGACATCGTGGAGAAGATGCAGACTGCAGCCAGGACCCAAGGAGAGAAGGTTGAAGTCA
CTCCTCTTTCTATGATAAATCTTTATGAGAGGGTAATTAACAAAATCTCCTTTTCTTAGCCATGAG
TCCAATAGGGGATGCCTTCAGGAACCGCTGCGGATGTTCCCTTCGCTGATCAATTGCTGTACGATTGAT
TGGTTCAGTCTGGCCACAGATGCCCTAGAGTTGGTGGCTAACAAATTTCTAGAGGATGTGGAGCTTG
ATGACAACATTCGGGTAGAGGTGCTGTCCATGTGCAAAATTTTCCAAGAGAGCGTCAAGAAGCTGTCACT
CGATTATTACAACAAACTTCGAAGACACAACATGTTACCCACCTCCTACCTGAATTGATTCTAACCT
TTCAAGACGCTCCTGAATAGCAAGAGGCAAGAGGTGGCTATGATGAGGAACCGCTACCTGACAGGCTTGC
AGAAACTCGACTTTGAGCTTCTCAGGTAGCGGTTATGCAAAGAGAAGTACAGCTCTTCAACCTCAACT
CATCCTCACCTCCGAGGAAACTGCCAAGATGATGGTGAATTTGAAGCGGAGACGAGAGAAGCTGATGGA
AAGAACTTCTGGTGCAGGCAGATGAAAAAGAAGCCAATGTTGCTGCTGCCATTGCCAAGGAATCAAGA
ACGAATGTGAGGGGGACCTAGCTGAGGCAATGCCTGCACTCGAGGCTGCACTAGCTGCTCTGGACACCT
GAACCCGCGGACATCTCGCTGGTGAAGTGCATGCAGAACCCACCAGGCCCTGTCAAACCTGGTCAATGGAG
AGCATCTGCATCATGAAAGGGATGAAGCCAGAGAGGAAGCCAGACCCAGTGGCTCCGGTAAAGATGATAG
AAGATTACTGGGGGTATCCAAAAAGATTTCTGGGGATCTGAAATTTCTGGAGAGTCTTAAGACATATGA
CAAAGACAACATCCCCCACTGACCATGAAGCGGATCCGGGAAAGGTTTATCAATCACCCGGAATCCAG
CCAGCTGTCAATAAAAATGTATCGTCCGGCTGCGAGGGTCTGTGCAAGTGGGTGAGGGCCATGGAGGTGT
ACGATCGCGTGGCCAAGGTGGTGGCTCCCAACGGGAGCGACTGAGGGAGGCAGAGGGGAAGCTGGCTGC

ACAGATGCAGAAGCTGAACCAGAAAAGAGCAGAGCTGAAGCTGGTGGTAGATCGGCTCCAGGCCCTGAAT
 GACGACTTTGAAGAGATGAACACCAAGAAAAAGGACTTGGAGGAAAACATTGAAATCTGCTCCAAAAAGC
 TGGTCAGGGCAGAGAACTGATCAGTGGTCTTGGGGGAGAGAAGGACAGATGGACCGAAGCTGCCCGACA
 GCTGGGGATCCGCTATACTAATCTGACTGGTGACGTGTTGCTGTCTCAGGAAGTGTGGCTTACCTGGGC
 GCTTTTACAGTGGATTATCGGGTCCAGTGCCAAAATCAGTGGTTGGTGAATGTAAGGACAAGGTATCC
 CTGGCTTCAGTGACTTCAGTCTCAGCCACACGTTAGGGGATCCCATAAAAATCCGTGCCTGGCAGATTGC
 TGGGCTTCCCCTGACTCCTTCCATCGACAATGGCATATTGTATCCAATCCAGACGCTGGCCCTTA
 ATGATTGACCCTCACGGGCAGGCCAATAAATGGATTAAGAACATGGAGAAGGCGAATAAACTGGCTGTCA
 TCAAGTCTCTGATAGCAACTACATGAGGATGCTGAAAAACGCGCTGCAGTTAGGCACCCCTGTCTTGAT
 TAAAAACATTGGAGAAGAGCTGGATGCTTCTATCGAACCTATCTTGCTCAAGGCAACATTCAAACAGCAA
 GGAGTTGAGTACATGAGGCTGGGTGAAAACATCATTGAATATTCCAGGGATTTTAAGTTATACATCACAA
 CCCGTTTGAGGAATCCACATTACCTCCCAGAAGTTGCCGTGAAGGTCTGTCTCCTCAACTCATGATCAC
 CCCCTTGGGTCTCAAGATCAACTCCTTGGCATCGTGGCTGCGAAGGAGAAGCCAGAGCTGGAAGAGAAA
 AAGAACCAGTTGATTGTGAAAAGTGCCAAGAACAAGAAGCATCTCAAGGAAATTGAAGATAAGATCTTGG
 AGTTTCTCCTCATGTCCAAGGTAAATCCTGGAGGATGAAACCGCCATCAAAGTTCTGTCTCCTCCAA
 AGTGCTATCTGAAGAGATCTCAGAGAAAACAGAAAGTTGCTTCCATGACAGAAAACGAGATTGACGAGACT
 CGGATGGGCTACAAGCCAGTGGCTGTGCATTCTGCCACCATCTTCTTTGTATCTCGGACCTGGCCAACA
 TCGAGCCGATGTACCAAGTACTCCCTGACTTGGTTCATAAATCTCTACATGCATTCCCTGACCCACAGCAC
 GAAGAGCGAGGAACTGAATCTGCGCATCAAGTACATCATTGACCATTTCCACCTGAGCATCTACAACAAC
 GTGTGCCGTTCTCTGTTTGAAGGACAAGCTACTCTTCTCTCTCCTCCTGACCATCGGCATCATGAAAC
 AGAAGAAGGAAATTACGGAGGAGGTGTGGTACTTCTTCTCACTGGAGGCATCGCACTGGATAACCCCTA
 CCCCAATCCAGCTCCCAATGGCTGTCTGAGAAGGCATGGGCAGAGATTGTCGTCATCTGCCTTACCC
 AAATGCATGGCCTGATGGAGCATTTGGAACAGAACCTGGTGAATGGAAGCTGATCTATGACTCGCCCT
 GGCCCATGAGGAGCAACTCCCTGGGTCTTGAAGTTCTCTCAAGGATTGGAGAAGATGGTGATCCTTCG
 ATGTTTGCAGCCTGACAAAATGGTGCCAGCGGTCCGGGAGTTCATTGCTGAACATATGGGAAAGCTGTAT
 ATCGAAGCCCCTACGTTGATCTCCAGGATCCTACAATGATTCCAGCTGCTGTGCGCCTTTGATTTTGTG
 TGTTGTCTCCAAGTGCAGACCAATGGCAGGCCTGCTGAAGTTTGTGATGATCTTGGTATGGGAGGTAC
 CAGAACACAGACCATCTCCCTTGGCCAAGGCCAAGGCCCTATTGCTGCCAAAATGATCAACAATGCCATC
 AAAGACGGGACCTGGGTGGTCTTACAGAAGTCCACCTGGCCGCAAGCTGGATGCCTACCCTGGAGAAGA
 TTTGTGAGGAGGTGATTGTTCTGAGAGCACCAATGCCAGATTCAGACTCTGGCTAACCACTATCCATC
 AGAGAAGTTTCCAGTCACTTCTCCAGAAATGGAATCAAATGACCAATGAGCCCCCAAAGGGCTCCGG
 GCCAACCTGTTGCGCTCCTACCTCAATGACCCATCTCAGATCCTGTGTTCTTCAAAGCTGTGCAAAGG
 CGGTGATGTGGCAAAAGATGTTATTTGGCCTTTGTTTCTTCCACGCCGTTGTTCAAGAGAGAAGAACTT
 CGGCCCTTAGGGTGAATATCCCTATGAATCAACGAATCTGACCTGAGGATTAGTATGTGGCAGATC
 CAGATGTTTCTCAATGACTACAAGGAGGTGCCCTTTGATGCTCTGACCTACCTGACAGGGGAATGTAATT
 ACGGAGGCAGAGTACTGATGACAAAGACCGGCGTCTCCTGCTGTCACTTCTGTCCATGTTCTACTGTAA
 GGAAATGAGGAGGACTATTACTCCCTCGCTCTGGAGACTTACTACATCCCTCCTCATGGCTCCTAC
 CAGTCTATATCGACTATCTCAGGAATCTCCCATCACAGCCCACCCAGAAGTGTTCGGCCTCCATGAGA
 ACGCAGACATCACCAAAGACAACCAGGAAACCAACCAGCTGTTTGGGGGCTCCTGCTGACCCCTCCTAG
 ACAGTCAAGGAGGAAGTGCAAGTCCCTCAGGAAGTGGTTGAGGAGTTGGCAACAAGACATTCTCTCCAAG
 CTTCAGAGACTTTGACCTGGAAGAGGTGATGAAGTTGTACCCGTTGGTCTATGAAGAATCCATGAATA
 CCGTCTTAAGGCAGGAGCTCATCAGATTCAACAGGCTGACCAAAGTGGTTCGGAGGAGCCTCATCAATCT
 TGGCCGAGCCATCAAAGGACAGGTCTGATGTCCTCGGAGCTAGAGGAAGCTTTAACAGCATGCTTGTG
 GGTAAAGTGCCAGCCATGTGGGCAGCAAGTCTTACCCATCACTGAAGCCTCTGGGGGCTACGTGGCTG
 ACCTGCTGGCCCGCTGACCTTCTTCCAGGAATGGATTGACAAGGGGCCCTGTGGTATTTTGGATCTC
 TGGATTCTACTTACACAGTCTTTTTGACTGGCGTCTCTCAAATATGCCCCGAAATATACCATCCCC
 ATTGACCACATTGGATTTGAGTTTGGGTAACCCACAAGAAACAGTGTGGAGAATAACCCCGAAGATG
 GGGCCTACATCAAAGGGCTCTTCTAGAAAGTGGCCGTTGGGACAGGAAAACGATGCAGATTGGGGAATC
 TCTCCCAAAATCCTCTATGACCCACTGCCATCATTTGGCTGAAACCTGGGGAGAGCGCAATGTTTCTG
 CATCAGGACATCTATGTGTGTCAGTCTACAAAACAAGTGCCCGCAGAGGAACCTCTCCACCACAGGCC
 ACTCTACCAACTATGTCTCTCCATTGAGCTTCCAACAGACATGCCCCAGAAGCACTGGATAAACCCGAGG
 GGTGGCCTCACTGTGCCAGCTGGATAAC

ACGCGTACGCGGCCGCTCGAG - GFP Tag - GTTTAA

Protein Sequence:

>RG213544 representing NM_017539
 Red=Cloning site Green=Tags(s)

MGATGRLELTLAAPPHPGPAFQRSKARETQGESEMQIAKSDSIHMHSHSQGQPELPLPASANEEPS
 GLYQTVMSHSFYPLMQRTSWTLAAPFKEQHHRGPSDSIANNYSLMAQDLKLDLLKVYQPATISVPRD
 RTGQGLPSSGNRSSSEPMPKTKFSSRNKEDSTRIKLAFKTSIFSPMKKEVKTSLTFPGSRPMSPEQQLD
 VMLQQEMEMESKEKPPSESLERYYYL TNGIRKDMIAPEEGEVVIRISKLISNTLLTSPFLEPLMVVLV
 QEKENDYYCSLMKSIVDYILMDPMERKRLFIESIPRLFPQVRIRAPVPWHSVYRSAKKWNEEHLHTVNP
 MLRLKELWFAEFRDLRFVRTAEILAGKPLQPQEFWDVIQKHCLEAHQTLNKNWIPTCAQLFTSRKEHWI
 HFAPKSNYDSSRNIEEYFASVASFMSLQLRELVIKSLLEDLVSLFMIHKDGNDFKEPYQEMKFFIPQLIMI
 KLEVSEPIIVFNPSFDGCWELIRDSFLEIIKNSNGIPKLYIPLKFSFTAAAADRQCVKAAEPGEPMSHA
 AATAEAELKGYNLLLGTVNAEEKLVSDFLIQTFKVFQKNQVGPCKYLNKYKYVDLLDNTAEQNIAAF
 ENHDIDDFVTKINAIAKKRRNEIASMNTVPLAMFCLDATAALNHDLCERAQNLKDHLIQFQVDVNRDNTS
 ICNQYSHIADKVSEVPANTKELVSLIEFLKSSAVTVFKLRRQLRDASERLEFLMDYADLPYQIEDIFDN
 SRNLLLHKRQAEMDLIKRCSEFELRLEGYHRELESFRKREVMTEEMKHNVKLNELSKNLNRAFAEFE
 L INKEEELLEKEKSTYPLLQAMLKNKVPYEQWSTAYEFSEIKSEEMNGPLFLLNAEQIAEEIGNMWR
 TTYKLIKTLSDVPAPRRLAENVKIKIDKFKQYIPILSISCNPGMKDRHWQI SEIVGYEIKPTETTCLSNM
 L EFGFGKFVEKLEPIGAAASKEYSLEKNLDRMKLDWVNVTF SFVKYRDTDTNILCAIDDIQMLDDHVIK
 T QTMCGSPFIKPIEAECRKWEEKLIRIQDNLDAWLKQATWLYLEPIFSSEDI AQMPPEGRKFGIVDSY
 W KSLMSQAVKDNRI LVAADQPRMAEKLQEANFLLEDIQKGLNDYLEKKRFFPRFFFLSNDELLEILSET
 K DPLRVQPHLKKCFEGIAKLEFTDNLEIVGMISSEKETVPFIQKIYPANAKGMVEKWLQQVEQMMLAS
 MRE VIGLGI EAYVKVPRNHVWLQWPGQVVICVSSIFWTQEVSQLAENTLLDFLKKSNQIAQIVQLVRGKLS
 SGARLTLGALTVIDVHARDVVAKLSEDRVSDLNDFQWISQLRYVVAKDVQVQIITTEALYGYEYLGNSP
 RL VITPLTDRCYRTL MGALKLNLGGAPEGPAGTGKTETTKDLAKALAKQCVVFNCSGLDYKAMGKFFK
 G LAQAGAWACFDEFNRIEVEVLSVVAQQILSIQQAIIRKLTFFIFEGTELSLNPTCAVFITMNPYAGRAE
 L PDNLKALFRTVAMVPDYALIGEISL YSMGFLDSRSLAQKIVATYRLCSEQLSSQHHYDYGMRVKS
 V LTAAGNLKLYPEENE SVLLL RALLDVNLAKFLAQDVPLFQGIISDLFPGVVLPKPDYEVKLVLDN
 NIKK MKLQPVWF IGKIIQIYEMMLVRHGYMIVGDPMGKTSAYKVLAAALGDLHAANQMEEF AVEYKI
 INPKA ITMGQLYGCDFQVSHWMDGVLANAFREQASSLSDDRKWIIFDGPVDAIWIENMNTVLDNKKL
 CLMSG E IIQMNSKMSLIFEPADLEQASPATVSRCGMIYMEPHQLGWKPLKDSYMDTLPSSLTKEH
 KELVNDMFMWL VQPCLEFGR LHCKFVVQTSPHILAFSMMRLYSSLLDEIRAVEEEMELGEG
 LSSQQIFLWLQGLFLFLSVLWTVAGTINADSRKKFDVFFRNLMGMDNHRPKSVKLT
 KNNIFPERGSIYDFYFIKQASGHWETWTQYITKEEEKVPAGAKVSELI
 IPTMETARQSFFLKTYL DHEIPMLFVGPTGTGKSAITNNFLLHLPKNTYLPNC
 INF SARTSANQTQDIIMSKLDRRRKGLFGPPIGKKA VVFDLNPAAKEVYGAQPPIELLRQ
 WIDHGYWF DKKDTRRLDIVDMLLVTAMGPPGGGRNDITGRFTRHLNII
 SINAFEDDILTKIFSSIVDWHFGKGFDMFLRYGKMLVQATKTIYRDAVENFLPT
 PSKSHYVFNLRDFSRVIQGVLLCPHHLQDVEKIRLWIHEVYRVFYDRLIDKEDRQV
 FFMVKEETSNCFKQTIKVL IHLSPGTGKIVDDNIRSLFFGDYFKPESDQKIYDEIT
 DLKQLTVVMEHYLEEFN NISKAPMSLV MFRFAIEHISRICRVLQDKGHL LLVGIGGSGRQ
 SAAKLSTFM NAYELYQIEITKNYAGNDWREDLKIIILQVGVATKSTVFLFADNQIKDES
 FVEDINMLLNTGDVNPFI PADEKADIVEKMQTAARTQGEKVEVTPLSMYNFFIERVINKIS
 FSLAMSPIGDAFRNRLRMFPSLINCCITIDWFQSWPTDALELVANKFLEDVELDDNIR
 VEVS MCKYFQESVKKLSLDYYNKLRRHNYVTPTSYLELILT FKTLLNSKRQEVAM
 MRNRYLTGLQKLDFAASQVAVMQREL TALQPQLILTSEETAKMMVKIEAETREADG
 KKL VQADEKEANVAAAIAQGIKNECEGD LAEAMPALAAALDNLNADISLVKSMQNP
 PGPVKLVME SICIMKGMKPERKPDPSGSGKMIEDYWGVS KILGDLKFLKSLKTYDKDNIP
 PPLTMKRIRERFINHPEFQPAVIKNVSSACEGLCKWVRAMEVYDRVAVVAPKRERL
 REAEGKLA AQMQLNQNRAELKLVVDRLQALNDDFEEMNTKKKDL EENIEICSQKL
 VRAEKLISGLGGEKDRWTEAARQLGIRYTNLTG DVLLSSGTVA YLGAF TVDYRVQ
 CQNQLAECKDKVIPGFSDFSLSHTLGDPIKIRAWQIAGLPVDSF SIDNGIIVS
 NSRRWALMIDPHGQANKWIKNMEKANKLAVIKFSDSNYMRML ENALQLGTPVLIENI
 GEE LDASIEPILLKATFKQQGVEYMRLGENIIEYSRDFKLYITTRLNPHYLPEVAVK
 VCLLNFMITPLGLQDQLLGIVAAKEKPELEEKKNQLIVESAKNKKHLKEIEDKILEV
 LMSKGNILEDETAIKVLS SSKVLSEEISEKQKVASMTETQIDET

RMGYKPVAVHSATIFFCISDLANIEPMYQYSLTWFINLYMHSLTHSTKSEELNLRIKYIIDHFTLSIYNN
VCRSLFEKDKLLFSLLLTIGIMKQKKEITEEVWYFLLTGGIALDNPYPNPAPQWLSEKAWAEIVRASALP
KLHGLMEHLEQNLGEWKL IYDSAWPHEEQLPGSWKF SQGLEKMLRCLRPDKMVPVAVREFIAEHMGKLY
IEAPTFDLQGSYNDSSCCAPLIFVLSPSADPMAGLLKFADDLGMGGTRTQTISLGGQGPAAKMINNAI
KDGTWVVLQNCHLAASWMPTELEICEEIVPESTNARFRLWLT SYPSEKFPVSILQNGIKMTNEPPKGLR
ANLLRSYLNDPISDPVFFQSCAKAVMWQKMLFGLCFHAVVQERRNFGLGWNIPYEFNESDLRISMWQI
QMFLNDYKEVFPDALTYLTGECNYGGRVTDDKDRRLLLSLLSMFYCKEIEEDYYS LAPGDTYYIPPHGSY
QSYIDYLRNLPITAHPEVFLHENADITKDNQETNQLFEGVLLTLPRQSGSGKSPQEVVEELAQDILSK
LPRDFLEEVKMLYPVYVEESMNTVLRQELIRFNRLTKVVRSLINLGRAIKGQVLMSSLEEVFNMLV
GKVPAMWAAKSYP SLKPLGGYVADLLARLTFQEWIDKPPVVFVISGFYFTQSFLTGV SQNYARKYTIP
IDHIGFEFEVTPQETVMENNPEDGAYIKGLFLEGARWDRKTMQIGESLPKILYDPLPIIWLKPGESAMFL
HQDIYVCPVYKTSARRGTLSTTGHSSTNYVLSIELPTDMPQKHWINRGVASLCLQLDN

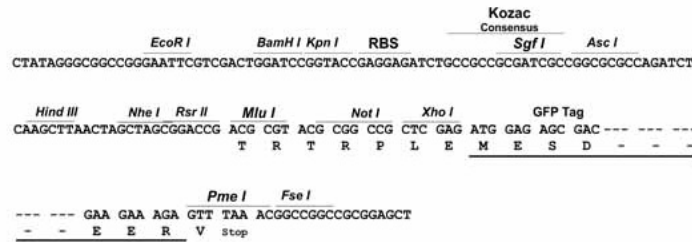
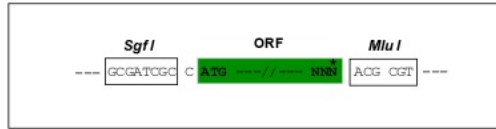
TRTRPLE - GFP Tag - V

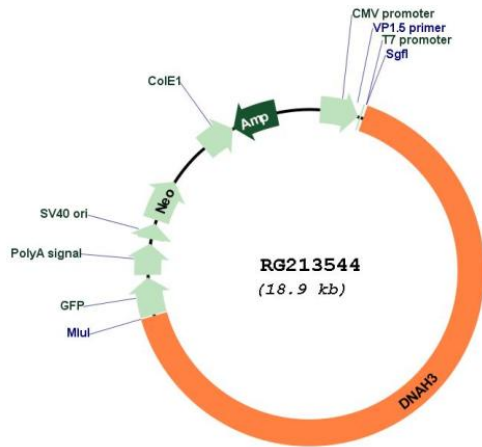
Restriction Sites:

Sgfl-MluI

Cloning Scheme:

Cloning sites used for ORF Shuttling:



Plasmid Map:


ACCN: NM_017539

ORF Size: 12348 bp

OTI Disclaimer: Due to the inherent nature of this plasmid, standard methods to replicate additional amounts of DNA in E. coli are highly likely to result in mutations and/or rearrangements. Therefore, OriGene does not guarantee the capability to replicate this plasmid DNA. Additional amounts of DNA can be purchased from OriGene with batch-specific, full-sequence verification at a reduced cost. Please contact our customer care team at custsupport@origene.com or by calling 301.340.3188 option 3 for pricing and delivery.

The molecular sequence of this clone aligns with the gene accession number as a point of reference only. However, individual transcript sequences of the same gene can differ through naturally occurring variations (e.g. polymorphisms), each with its own valid existence. This clone is substantially in agreement with the reference, but a complete review of all prevailing variants is recommended prior to use. [More info](#)

OTI Annotation: This clone was engineered to express the complete ORF with an expression tag. Expression varies depending on the nature of the gene.

Components: The ORF clone is ion-exchange column purified and shipped in a 2D barcoded Matrix tube containing 10ug of transfection-ready, dried plasmid DNA (reconstitute with 100 ul of water).

Reconstitution Method:

1. Centrifuge at 5,000xg for 5min.
2. Carefully open the tube and add 100ul of sterile water to dissolve the DNA.
3. Close the tube and incubate for 10 minutes at room temperature.
4. Briefly vortex the tube and then do a quick spin (less than 5000xg) to concentrate the liquid at the bottom.
5. Store the suspended plasmid at -20°C. The DNA is stable for at least one year from date of shipping when stored at -20°C.

RefSeq: [NM_017539.1](#), [NP_060009.1](#)

RefSeq Size: 12351 bp

RefSeq ORF: 12351 bp

Locus ID: 55567

UniProt ID: [Q8TD57](#)

Cytogenetics: 16p12.3

Protein Pathways: Huntington's disease

Gene Summary: This gene belongs to the dynein family, whose members encode large proteins that are constituents of the microtubule-associated motor protein complex. This complex is composed of dynein heavy, intermediate and light chains, which can be axonemal or cytoplasmic. This protein is an axonemal dynein heavy chain. It is involved in producing force for ciliary beating by using energy from ATP hydrolysis. Alternative splicing results in multiple transcript variants encoding distinct isoforms. [provided by RefSeq, Dec 2016]