OriGene Technologies, Inc.
9620 Medical Center Drive, Ste 200
Rockville, MD 20850, US
Phone: +1-888-267-4436
https://www.origene.com
techsupport@origene.com
EU: info-de@origene.com
CN: techsupport@origene.cn

Product datasheet for RG213253

alpha 1a Adrenergic Receptor (ADRA1A) (NM_033302) Human Tagged ORF Clone

Product data:

Product Type:	Expression Plasmids
Product Name:	alpha 1a Adrenergic Receptor (ADRA1A) (NM_033302) Human Tagged ORF Clone
Tag:	TurboGFP
Symbol:	alpha 1a Adrenergic Receptor
Synonyms:	ADRA1C; ADRA1L1; ALPHA1AAR
Mammalian Cell Selection:	Neomycin
Vector:	pCMV6-AC-GFP (PS100010)
E. coli Selection:	Ampicillin (100 ug/mL)

ORF Nucleotide Sequence:

```
>RG213253 representing NM_033302
Red=Cloning site Blue=ORF Green=Tags(s)

TTTTGTAATACGACTCACTATAGGGCGGCCGGGAATTCGTCGACTGGATCCGGTACCGAGGAGATCTGCC
GCCGCGATCGCC

ATGGTGTTTCTCTCGGGAAATGCTTCCGACAGCTCCAACTGCACCCAACCGCCGGCACCGGTGAACATTT
CCAAGGCCATTCTGCTCGGGGTGATCTTGGGGGGCCTCATTCTTTTCGGGGTGCTGGGTAACATCCTAGT
GATCCTCTCCGTAGCCTGTCACCGACACCTGCACTCAGTCACGCACTACTACATCGTCAACCTGGCGGTG
GCCGACCTCCTGCTCACCTCCACGGTGCTGCCCTTCTCCGCCATCTTCGAGGTCCTAGGCTACTGGGCCT
TCGGCAGGGTCTTCTGCAACATCTGGGCGGCAGTGGATGTGCTGTGCTGCACCGCGTCCATCATGGGCCT
CTGCATCATCTCCATCGACCGCTACATCGGCGTGAGCTACCCGCTGCGCTACCCAACCATCGTCACCCAG
AGGAGGGGTCTCATGGCTCTGCTCTGCGTCTGGGCACTCTCCCTGGTCATATCCATTGGACCCCTGTTCG
GCTGGAGGCAGCCGGCCCCCGAGGACGAGACCATCTGCCAGATCAACGAGGAGCCGGGCTACGTGCTCTT
CTCAGCGCTGGGCTCCTTCTACCTGCCTCTGGCCATCATCCTGGTCATGTACTGCCGCGTCTACGTGGTG
GCCAAGAGGGAGAGCCGGGGCCTCAAGTCTGGCCTCAAGACCGACAAGTCGGACTCGGAGCAAGTGACGC
TCCGCATCCATCGGAAAAACGCCCCGGCAGGAGGCAGCGGGATGGCCAGCGCCAAGACCAAGACGCACTT
CTCAGTGAGGCTCCTCAAGTTCTCCCGGGAGAAGAAAGCGGCCAAAACGCTGGGCATCGTGGTCGGCTGC
TTCGTCCTCTGCTGGCTGCCTTTTTTCTTAGTCATGCCCATTGGGTCTTTCTTCCCTGATTTCAAGCCCT
CTGAAACAGTTTTTAAAATAGTATTTTGGCTCGGATATCTAAACAGCTGCATCAACCCCATCATATACCC
ATGCTCCAGCCAAGAGTTCAAAAAGGCCTTTCAGAATGTCTTGAGAATCCAGTGTCTCCGCAGAAAGCAG
TCTTCCAAACATGCCCTGGGCTACACCCTGCACCCGCCCAGCCAGGCCGTGGAAGGGCAACACAAGGACA
TGGTGCGCATCCCCGTGGGATCAAGAGAGACCTTCTACAGGATCTCCAAGACGGATGGCGTTTGTGAATG
GAAATTTTTCTCTTCCATGCCCCGTGGATCTGCCAGGATTACAGTGTCCAAAGACCAATCCTCCTGTACC
ACAGCCCGGGGACACACACCCATGACA

ACGCGTACGCGGCCGCTCGAG - GFP Tag -  GTTTAA
```

This product is to be used for laboratory only. Not for diagnostic or therapeutic use.
©2024 OriGene Technologies, Inc., 9620 Medical Center Drive, Ste 200, Rockville, MD 20850, US

View online »

Protein Sequence:

```
>RG213253 representing NM_033302
Red=Cloning site Green=Tags(s)

MVFLSGNASDSSNCTQPPAPVNISKAILLGVILGGLILFGVLGNILVILSVACHRHLHSVTHYYIVNLAV
ADLLLTSTVLPFSAIFEVLGYWAFGRVFCNIWAAVDVLCCTASIMGLCIISIDRYIGVSYPLRYPTIVTQ
RRGLMALLCVWALSLVISIGPLFGWRQPAPEDETICQINEEPGYVLFSALGSFYLPLAIILVMYCRVYVV
AKRESRGLKSGLKTDKSDSEQVTLRIHRKNAPAGGSGMASAKTKTHFSVRLLKFSREKKAAKTLGIVVGC
FVLCWLPFFLVMPIGSFFPDFKPSETVFKIVFWLGYLNSCINPIIYPCSSQEFKKAFQNVLRIQCLRRKQ
SSKHALGYTLHPPSQAVEGQHKDMVRIPVGSRETFYRISKTDGVCEWKFFSSMPRGSARITVSKDQSSCT
TARGHTPMT

TRTRPLE - GFP Tag -  V
```

Restriction Sites: SgfI-MluI

Cloning Scheme:

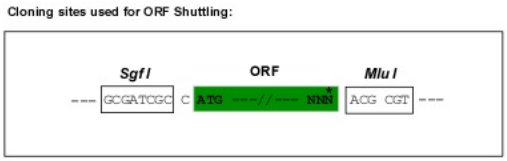

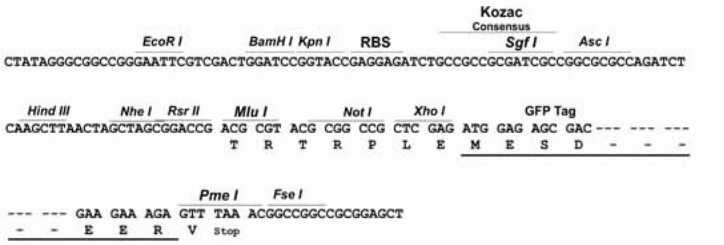

ACCN: NM_033302

ORF Size: 1287 bp

OTI Disclaimer: The molecular sequence of this clone aligns with the gene accession number as a point of reference only. However, individual transcript sequences of the same gene can differ through naturally occurring variations (e.g. polymorphisms), each with its own valid existence. This clone is substantially in agreement with the reference, but a complete review of all prevailing variants is recommended prior to use. More info

OTI Annotation: This clone was engineered to express the complete ORF with an expression tag. Expression varies depending on the nature of the gene.

Components: The ORF clone is ion-exchange column purified and shipped in a 2D barcoded Matrix tube containing 10ug of transfection-ready, dried plasmid DNA (reconstitute with 100 ul of water).

This product is to be used for laboratory only. Not for diagnostic or therapeutic use.
©2024 OriGene Technologies, Inc., 9620 Medical Center Drive, Ste 200, Rockville, MD 20850, US

Reconstitution Method:

1. Centrifuge at 5,000xg for 5min.
2. Carefully open the tube and add 100ul of sterile water to dissolve the DNA.
3. Close the tube and incubate for 10 minutes at room temperature.
4. Briefly vortex the tube and then do a quick spin (less than 5000xg) to concentrate the liquid at the bottom.
5. Store the suspended plasmid at -20°C. The DNA is stable for at least one year from date of shipping when stored at -20°C.

RefSeq: NM_033302.1, NP_150645.1

RefSeq Size: 2089 bp

RefSeq ORF: 1290 bp

Locus ID: 148

UniProt ID: P35348

Cytogenetics: 8p21.2

Protein Families: Druggable Genome, GPCR, Transmembrane

Protein Pathways: Calcium signaling pathway, Neuroactive ligand-receptor interaction, Vascular smooth muscle contraction

Gene Summary: Alpha-1-adrenergic receptors (alpha-1-ARs) are members of the G protein-coupled receptor superfamily. They activate mitogenic responses and regulate growth and proliferation of many cells. There are 3 alpha-1-AR subtypes: alpha-1A, -1B and -1D, all of which signal through the Gq/11 family of G-proteins and different subtypes show different patterns of activation. This gene encodes alpha-1A-adrenergic receptor. Alternative splicing of this gene generates four transcript variants, which encode four different isoforms with distinct C-termini but having similar ligand binding properties. [provided by RefSeq, Jul 2008]

Product images:

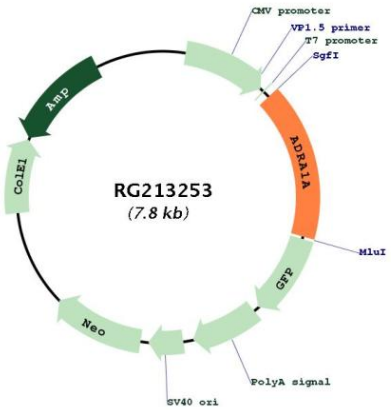

Circular map for RG213253

This product is to be used for laboratory only. Not for diagnostic or therapeutic use.
©2024 OriGene Technologies, Inc., 9620 Medical Center Drive, Ste 200, Rockville, MD 20850, US