

Product datasheet for **RG212868**

SPTBN1 (NM_003128) Human Tagged ORF Clone

Product data:

Product Type:	Expression Plasmids
Product Name:	SPTBN1 (NM_003128) Human Tagged ORF Clone
Tag:	TurboGFP
Symbol:	SPTBN1
Synonyms:	betaSpII; ELF; HEL102; SPTB2
Mammalian Cell Selection:	Neomycin
Vector:	pCMV6-AC-GFP (PS100010)
E. coli Selection:	Ampicillin (100 ug/mL)
ORF Nucleotide Sequence:	>RG212868 representing NM_003128 Red=Cloning site Blue=ORF Green=Tags(s)

GACGTTGTATACGACTCCTATAGGGCGGCCGGAATTCGTCGACTGGATCCGGTACCGAGGAGATCTGCC
GCC**GGCGCGCC**

ATGACGACCACAGTAGCCACAGACTATGACAACATTGAGATCCAGCAGCAGTACAGTGATGTCAACAACC
GCTGGGATGTCGACGACTGGGACAATGAGAACAGCTCTGCGCGGCTTTTTGAGCGGTCCCGCATCAAGGC
TCTGGCAGATGAGCGTGAAGCCGTGCAGAAGAAGACCTTACCAAGTGGGCAATCCCACCTTGCCCGT
GTGTCTGCGCGGATCACAGACCTGTACTGACCTTCGAGATGGACGGATGCTCATCAAGCTGCTGGAGG
TCCTCTCTGGAGAGAGGCTGCCTAAACCCACCAAGGGACGAATGCGCATCCACTGCTTAGAGAATGTGGA
CAAGGCCCTTCAGTTCCTGAAGGAGCAGAGAGTCCATCTTGAGAACATGGGGTCCCATGACATCGTGGAT
GGAAACCACCGGCTGACCCTTGGCCTCATCTGGACCATCATCCTGCGCTTCCAGATCCAGGATATCAGTG
TGGAAACTGAAGACAACAAGAGAAGAAATCTGCCAAGGATGCATTGCTGTTGTGGTGCCAGATGAAGAC
AGCTGGGTACCCCAATGTCAACATTCACAATTTACCAGTGTGGAGGGACGGCATGGCCTTCAATGCA
CTGATACACAAACACCGGCTGACCTGATAGATTTTGACAACTAAAGAAATCTAACGCACACTACAACC
TGCAGAAATGCATTTAATCTGGCAGAACAGCACCTCGGCCTCACTAACTGTTGGACCCCGAAGACATCAG
CGTGGACCATCCTGATGAGAAGTCCATAATCACTTATGTGGTGACTTATTACCCTACTTCTCTAAGATG
AAGGCCTTAGCTGTTGAAGGAAAACGAATTGAAAGGTGCTTGACAATGCTATTGAAACAGAAAAAATGA
TTGAAAAGTATGAATCACTTGCCTCTGACCTTCTGGAATGGATTGAACAACCATCATCTCTGAACAA
TCGCAAAATTTGCCAATTCAGTGGTGGGGTTCAACAGCAGCTTCAAGCATTCAACACTTACCAGCTGTG
GAGAAACCACCCAAATTTACTGAGAAGGGGAACCTGGAAGTGCTGCTCTTACCATTGAGAGCAAGATGA
GGGCCAACCAACAGAGGTCTACATGCCCGGGAGGGGAAGCTCATCTCTGACATCAACAAGGCCTGGGA
AAGACTGGAAAAAGCGGAACACGAAAGAGAAGTGGCTTTGCGGAATGAGCTCATAAGACAGGAGAACTG
GAACAGCTCGCCCGCAGATTTGATCGCAAGGCAGCTATGAGGGAGACTTGGCTGAGCGAAAACAGCGTC
TGGTGTCTCAGGACAACCTTTGGGTTTGACCTTCTGCAGTTGAGGCGCCACAAAAAGCAGGAGCCAT
TGAGACAGACATTGCCGCATACGAGGAGCGTGTGCAGGCTGTGGTAGCCGTGCCAGGGAGCTCGAGGCC



[View online »](#)

GAGAATTACCACGACATCAAGCGCATCACAGCGAGGAAGGACAATGTCATCCGGCTCTGGGAATACCTAC
TGGAACTGCTCAGGGCCCGGAGACAGCGGCTCGAGATGAACCTGGGGCTGCAGAAGATATCCAGGAAAT
GCTCTACATTATGGACTGGATGGATGAAATGAAGTGCTAGTATTGTCTCAAGACTATGGCAAACACTTA
CTTGGTGTGGAAGACCTGTTACAGAAGCACACCCTGGTTGAAGCAGACATTGGCATCCAGGCAGAGCGGG
TGAGAGGTGTCAATGCCTCCGCCAGAAGTTCGCAACAGACGGGAAGGTTACAAGCCCTGTGACCCCA
GGTGATCCGAGACCCGTGGCCACATGGAGTTCTGTTATCAAGAGCTTTGCCAGCTGGCGGTGAGCCG
AGGGCCCGTCTGGAAGAGTCCCAGCCCTCTGGAAGTTCTTCTGGGAGATGGCAGAAAGAGGAAGCTGGA
TACGGGGAGAAGGAGAAGATCCTGTCTCCTCGACGATTACGGGAAAGACCTGACCAGCGTCATGCGCCTGCT
CAGCAAGCACCGGGCTTCGAGGACGAGATGAGCGGCCGAGTGGCCACTTTGAGCAGGCCATCAAGGAA
GGCAAGACATGATCGCGGAGGAGCACTTCGGGTGCGAGAAGATCCGTGAGAGGATCATTACATCCGGG
AGCAGTGGGCCAACCTAGAGCAGCTCTCGGCCATTGGAAGAAGCGCCTGGAGGAGGCCCTCCCTGCTGCA
CCAGTTCAGGCAGATGCTGATGACATTGATGCCTGGATGCTGGACATCCTCAAGATTGTCTCCAGCAGC
GACGTGGCCACGATGAGTATCCACACAGTCTCTGGTCAAGAAACACAAGGACGTGGCGGAAGAGATCG
CCAATTACAGGCCACCCTTGACAGCTGCACGAACAAGCCAGCGCCCTCCCCAGGAGCATGCCGAGTC
TCCAGACGTGAGGGCAGGCTGTGGGCATCGAGGAGCGGTATAAGGAGGTGGCAGAGCTGACGCGGCTG
CGGAAGCAGGCATCCAGGACACTCTGGCCTGTACAAGATGTTACGCGAGGCTGATGCCTGTGAGCTCT
GGATCGACGAGAAGGAGCAGTGGCTCAACAACATGCAGATCCCAGAGAAGCTGGAGGATCTGGAGGTCT
CCAGCACAGATTTGAGAGCCTAGAACCAGAAATGAACAACAGGCTTCCCAGGTTGACGTGGTGAACCAG
ATTGCACGCCAGCTGATGCACAGCGGCCACCAAGTGAGAAGGAAATCAAAGCCAGCAGGACAACTCA
ACACAAGTGGAGCCAGTTCAGAGAAGTGGTTGACAGGAAGAAGGATGCCTCCTGTCTGCCCTGAGCAT
CCAGAACTACCACCTCGAGTGAATGAAACCAATCCTGGATTCGGGAAAAGACCAAGGTGATCGAGTCC
ACCCAGGACCTGGGCAATGACCTGGCTGGCGTCTGACCCTGCAGCGCAAGCTGACCGCATGGAGCGGG
ACTTGGTGGCCATTGAGGCAAGCTGAGTGACCTGCAGAAGGAGCGGAGAAGCTGGAGTCCGAGCACCC
CGACCAAGCCAGGCCATCCTGTCTCGGCTGGCCGAGATCAGCGACGTGTGGGAGGAGATGAAGACCAC
CTGAAAAACCGAGAGGCCTCCCTGGGAGAGGCCAGCAAGCTGCAGCAGTTCTACGGGACTTGGACGACT
TCCAGTCTGGCTCTTAGGACCCAGACAGCGATCGCCTCGGAGGACATGCCAAACACCCTGACCGAGGC
TGAGAAGCTGCTCAGCAGCAGGAGAACATCAAGAATGAGATCGACAACCTACGAGGAGGACTACCAGAAG
ATGAGGGACATGGGCGAGATGGTACCCAGGGCAGACCGATGCCAGTACATGTTTCTGCGGCAGCGGC
TGCAGGCCCTGGACACTGGATGGAACGAGCTCCACAAGATGTGGGAGAACAGACAAAATCTCTATCCCA
GTCACATGCTACAGCAGTTCCTCAGAGACACGAAGCAAGCCGAAGCCTTTCTTAAACACAGGAGTAT
GTTCTGGCTCACACTGAAATGCCTACCACCTTGAAGGAGCTGAAGCAGCAATAAAAAGCAAGAGGACT
TCATGACCACCATGGACGCCAATGAGGAGAAGATCAATGCTGTGGTGGAGACTGGCCGGAGGCTGGTGG
CGATGGGAACATCAACTCAGATCGCATCCAGGAGAAGGTGGACTCTATTGATGACAGACATAGGAAGAAT
CGTGAGACAGCCAGTGAACCTTTGATGAGGTTGAAGGACAACAGGGATCTACAGAAATCCTGCAAGATT
GTCAAGAGCTGTCTCTGGATCAATGAGAAGATGCTCACAGCCAGGACATGTCTTACGATGAAGCCAG
AAATCTGCACAGTAAATGGTTGAAGCATCAAGCATTTATGGCAGAACCTGCATCCAACAAAGAATGGCTT
GACAAAATCGAGAAGGAAGGAATGCAGCTCATTTCAGAAAAGCCTGAGACGGAAGCTGTGGTGAAGGAGA
AACTCACTGGTTTACATAAAATGTGGAAAGTCTTGAATCCAACCTACCCAGACAAAGGCCAGCGGCTCTT
ATGCAAAACAAGGCCGAACCTTTTACCCAGAGCTGTGCAGATCTAGACAAATGGCTGCACGGCCTGGAG
AGTCAGATTCACTGTGACTATGGCAACACCTGACCAAGTGTCAATATCCTGCTGAAAAAGCAACAGA
TGCTGGAGAATCAGATGGAAGTGCAGGAAGAAGGAGATCGAAGAGCTCCAAGCCAAGCCAGGCCCTGAG
TCAGGAAGGGAAGAGCACCGACGAGGTAGACAGCAAGCGCCTCACCGTGCAGACCAAGTTCATGGAGTTG
CTGGAGCCCTTGAACGAGAGGAAGCATAACCTGCTGGCCTCCAAAGAGATCCATCAGTTCAACAGGGATG
TGGAGGACGAGATCTTGTGGTTGGAGAGAGGATGCCTTTGGCAACTCCACGGATCATGGCCACAACCT
CCAGACTGTGCAGCTGTTAATAAAGAAAAATCAGACCCTCCAGAAAGAAATCCAGGGCACCAGCCTCGC
ATTGACGACATCTTTGAGAGGAGCCAAAACATCGTCACTGACAGCAGCAGCTCAGCGCTGAGGCCATCA
GACAGAGGCTTGGCGACCTGAAGCAGCTGTGGGTCTCCTCATTGAGGAGACAGAGAAACGCCACAGGGC
GCTGGAGGAGGCCACAGGGCCAGCAGTACTACTTTGACGCTGCTGAGGCCGAAGCCTGGATGAGCGAG
CAGGAGCTGTACATGATGTCAGAGGAGAAGGCCAAGGATGAGCAGAGTGTCTCCATGTTGAAGAAGC
ACCAGATCTTAGAACAAGCTGTGGAGGACTATGCAGAGACCGTGCATCAGCTCTCCAAGACCAGCCGGGC
CCTGGTGGCCGACAGCCATCCTGAAAGTGAAGCATTAGCATGCGGCAGTCCAAGTGGATAAACTGTAC
GCTGGTCTGAAAGACCTTGTGAAGAGAGAAGAGGCAAGCTGGATGAGAGACACAGGTTATTCCAGCTCA

ACCGGGAGGTGGACGACCTGGAGCAGTGGATCGCTGAGAGGGAGGTGGTGCAGGGTCCCATGAACTGGG
ACAGGACTATGAGCATGTCACGATGTTACAAGAACGATTCGGGAGTTTGCCCGAGACACCGGAAACATT
GGGCAGGAGCGCGTGGACACGGTCAATCACCTGGCAGATGAGCTCATCAACTCTGGACATTCAGATGCCG
CCACCATCGCTGAATGGAAGGATGGCCTCAATGAAGCCTGGGCCGACCTCCTGGAGCTCATTGACACAAG
AACACAGATTCTTGCCGCTTCTATGAACTGCACAAGTTTTACCACGATGCCAAGGAGATCTTTGGGCGT
ATACAGGACAAACACAAGAACTCCCTGAGGAGCTTGGGAGAGATCAGAACACAGTGGAGACCTTACAGA
GAATGCACACTACATTTGAGCATGACATCCAGGCTCTGGGCACACAGGTGAGGCAGCTGCAGGAGGATGC
AGCCCGCCTCCAGGCGGCCTATGCGGGTGACAAGGCCGACGATATCCAGAAGCGCGAGAACGAGGTCCTG
GAAGCCTGGAAGTCCCTCCTGGACGCTGTGAGAGCCGACAGGTGCGGCTGGTGGACACAGGGGACAAGT
TCCGCTTCTTCAGCATGGTGCAGCAGCTCATGCTCTGGATGGAGGATGTCATCCGGCAGATCGAGGCCCA
GGAGAAGCCAAGGGATGTATCATCTGTTGAACTCTTAATGAATAATCATCAAGGCATCAAAGCTGAAATT
GATGCACGTAATGACAGTTTCAACCTGCATTGAACTGGGAAATCCCTGTTGGCGAGAAAACACTATG
CATCTGAGGAGATCAAGGAAAAATTACTGCAGTTGACGGAAAAGAGGAAAGAAAATGATCGACAAGTGGGA
AGACCGATGGGAATGGTTAAGACTGATTCTGGAGGTCCATCAGTTCTCAAGAGACGCCAGTGTGGCCGAG
GCCTGGCTGCTTGGACAGGAGCCGTACCTATCCAGCCGAGAGATAGGCCAGAGCCTGGACGAGGTGGAGA
AGCTCATCAAGCGCCACGAGGCATTTGAAAAGTCTGCAGCAACCTGGGATGAGAGGTTCTCTGCCCTGGA
AAGGCTGACTACATTGGAGTTACTGGAAGTGCGCAGACAGCAAGAGGAAGAGGAGAGGAAGAGGGCGCCG
CCTTCTCCCGAGCCGAGCACGAAGGTTTTCAGAGGAAGCCGAGTCCAGCAGCAGTGGGATACTTCAAAGG
GAGAACAAGTTTCCAAAACGGTTTGCCAGCTGAACAGGGATCTCCACGGATGGCAGAAAACGGTGGACAC
AAGCGAAATGGTCAACGGCGCTACAGAACAAGGACGAGCTCTAAAGAGTCCAGCCCCATCCCCTCCCCG
ACCTCTGATCGTAAAGCCAAGACTGCCCTCCAGCCAGAGTGCCGCCACCTTACCAGCCAGAACCAGG
AGACACCTTCGGCCAGATGGAAGGCTTCTCAATCGGAAACACGAGTGGGAGGCCACAATAAGAAAGC
CTCAAGCAGGTCTGGCACAATGTTTATTGTGTCATAAATAACCAAGAAATGGGTTTCTACAAAGATGCA
AAGACTGCTGCTTCTGGAATCCCTACCACAGCGAGGTCCTGTGAGTTTGAAAGAAGCTGTCTGCGAAG
TGGCCCTTGATTACAAAAAGAAGAAACGATTTCAAGCTAAGACTAAATGATGGCAATGAGTACCTCTT
CCAAGCCAAGACGATGAGGAAATGAACACATGGATCCAGGCTATCTCTCCGCCATCTCTCTGATAAA
CACGAGGTGTCTGCCAGCACCCAGAGCACGCCAGCATCCAGCCGCGCGCAGACCCTCCCCACCAGCGTCG
TCACCATCACCAGCGAGTCCAGTCCCGCAAGCGGAAAAGGACAAGAGAAAGACAAAGAGAAGCGGTT
CAGCCTTTTTGGCAAAAAGAAA

ACGCGTACGCGGCCGCTCGAG - GFP Tag - GTTTAA

Protein Sequence: >RG212868 representing NM_003128
 Red=Cloning site Green=Tags(s)

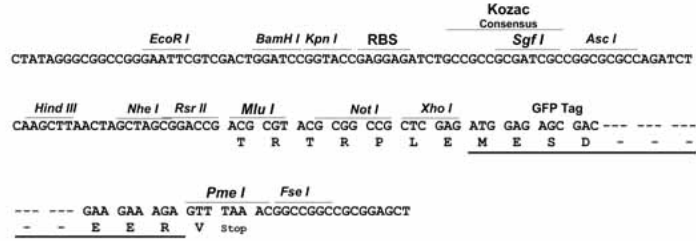

MTTAVATDYDNIEIQQYSDVNNRWDVDDWVNDENSSARLFERSRIKALADEREAVQKKTFTKVVNSHLAR
 VSCRITDLYTDLRDGRMLIKLLEVL SGERLPKPTKGRMRIHCLENVDKALQFLKEQRVHLENMGSHDIVD
 GNHRLTLGLIWTIILRFQIQDISVETEDNKEKKSADKALLWCQMKTAGYPNVNIHNFSTSWRDGMAFNA
 LIHKHRPDLIDFDKLLKSNAHYNLQNAFNLAEQHLGLTKLLDPEDISVDHPDEKSIITYVVTYYHYFSKM
 KALAVEGKRIGKVLDNAIETEKMIKEYESLASDLEWIEQTIIILNNRKFANSLVGVQQQLQAFNTYRTV
 EKPPKFTTEKGNLEVLFTIQSKMRANNQKYYMPREGKLSIDINKAWERLEKAEHERELALRNELIRQEKL
 EQLARRFRKAAMRETWLSNQRLVSQDNFGFDLPAVEAATKKHEAIETDIAAYEERVQAVVAVARELEA
 ENYHDIKRITARKDNVIRLWEYLLELLRARRQRLMNLGLQKIFQEMLYIMDWMDEMVLVLSQDYGKHL
 LGVEDLLQKHTLVEADIGIQAERVGVNASAQKFATDGEQYKPCDPQVIRDRVAHMEFCYQELCQLAAER
 RARLEESRRLWKFWEAAEEGWIREKEKILSSDDYGKDLTSMRLLSKHRAFEDEMSGRSGHFQAIKE
 GEDMIAEEHFGEKIRERIIYIREQWANLEQLSAIRKKRLEEASLLHQFQADADDIDAWMLDILKIVSSS
 DVGHDEYSTQSLVKKHKDVAEEIANYRPTLDLHEQASALPQEAHESPDVVRGRLSGIEERYKEVAELTRL
 RKQALQDTLALYKMFSEADACELWIDEKEQWLNMQIPEKLEDLEVIQHRFESLEPEMNNQASRVAVVNVQ
 IARQLMHSHPSEKEIKAQQDKLNTRWSQFRELVDKRDALLSALSIQNYHLECNETKSWIREKTKVIES
 TQDLGNDLAGVMALQRKLTGMRDLVAIEAKLSDLQKEAEKLESEHPDQAQAILSRLAEISDVWEEMKTT
 LKNREASLGEASKLQQFLRDLDDFQSWLSRTQTAIASEDMPNTL TEAEKLLTQHENIKNEIDNYEEDYQK
 MRDMGEMVTQGGTDAQYMF LRQLQALDTGWNELHKMWRNRQNLQS SHAYQQFLRDTKQAEAFNNQEY
 VLAHTEMPTTLEGAAEAIKKQEDFMTMDANEKINAVVETGRRLVSDGNINSDRIQEKVSDIDDRHRKN
 RETASELLMRLKDNRLQKFLQDCQELSLWINEKMLTAQDMSYDEARNLHSHKWLKHQAFMAELASNKEWL
 DKIEKEGMQLISEKPETEAVVKEKLTGLHKMWEVLESTTQTKAQRLLFDANKAELFTQSCADLKWHLHGLE
 SQIQSDDYGKHLTSVNIILLKKQQMLENQMEVRKKEIEELQSQAQALSQEGKSTDEVDSKRLTVQTKFMEL
 LEPLNERKHNL LASKEIHQFNRDVEDEILWVGERMPLATSTDHGHNLQTVQLLIKKNQTLQKEIQGHQPR
 IDDIFFERSQNIIVTSSSLSAEAIQRQLADLKQLWGLLIEETEKRRHRLLEEAHRAQQYYFDAEAEAWMSE
 QELYMMSEKAKDEQSAVSMLKKHQILEQAVEDYAETVHQLSKTSRALVADSHPESEIRSMRQSKVDKLY
 AGLKDLAEERRGKLDERHRLFQLNREVDLEQWIAEREVVAGSHELGDQYEHVTMLQERFREFARDTGNI
 GQERVDTVNH LADEL INSGHSDAATIAEWKDGLEAWADLLELIDTRTQILAASYELHKFYHDAKEIFGR
 IQDKHKKLPEELGRDQNTVETLQRMHTTFEHDIQALGTQVRQLQEDAARLQAAYAGDKADDIQKRENEVL
 EAWKSLLDACESRRVRLVDTGDKFRFFSMVRDLMLWMEDVIRQIEAQEKPRDVSSVELLMNNHQGIKAEI
 DARNSFTTCIELGKSL LARKHYASEEIKEKLLQLTEKRKEMIDKWEDRWELRLILEVHQFSRDASVAE
 AWLLGQEPYLSREIGQSVDEVEKLIKRHAEFEKSAATWDERFSALERLTLELLEVRRQEQEEERKRRP
 PSPEPSTKVSEEAESQQQWDTSKGEQVSNGLPAEQGSPRMAETVDTSEMVNGATEQRTSSKESPISPSP
 TSDRKAKTALPAQSAATLPARTQETPSAQMEGFLNRKHEWEAHNKKASSRSWHNVYCVINNQEMGFYKDA
 KTAASGIPYHSEVPVSLKEAVCEVALDYKKKHFVFLRLNDGNEYLFQAKDDEEMNTWIAISSAISSDK
 HEVSASTQSTPASSRAQLTPTSVVTITSESSPGKREKDKKDKERKRFSLFGKKK

TRTRPLE - GFP Tag - V

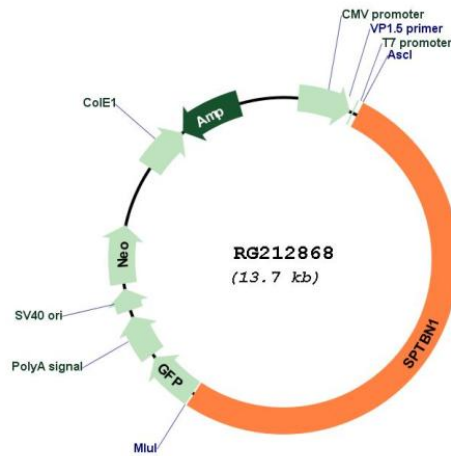
Restriction Sites: AscI-MluI

Cloning Scheme:

Cloning sites used for ORF Shuttling:



Plasmid Map:



ACCN: NM_003128

ORF Size: 7092 bp

OTI Disclaimer: The molecular sequence of this clone aligns with the gene accession number as a point of reference only. However, individual transcript sequences of the same gene can differ through naturally occurring variations (e.g. polymorphisms), each with its own valid existence. This clone is substantially in agreement with the reference, but a complete review of all prevailing variants is recommended prior to use. [More info](#)

OTI Annotation: This clone was engineered to express the complete ORF with an expression tag. Expression varies depending on the nature of the gene.

Components: The ORF clone is ion-exchange column purified and shipped in a 2D barcoded Matrix tube containing 10ug of transfection-ready, dried plasmid DNA (reconstitute with 100 ul of water).

Reconstitution Method:

1. Centrifuge at 5,000xg for 5min.
2. Carefully open the tube and add 100ul of sterile water to dissolve the DNA.
3. Close the tube and incubate for 10 minutes at room temperature.
4. Briefly vortex the tube and then do a quick spin (less than 5000xg) to concentrate the liquid at the bottom.
5. Store the suspended plasmid at -20°C. The DNA is stable for at least one year from date of shipping when stored at -20°C.

RefSeq: [NM_003128.1](#), [NP_003119.1](#)

RefSeq Size: 7561 bp

RefSeq ORF: 7095 bp

Locus ID: 6711

UniProt ID: [Q01082](#)

Cytogenetics: 2p16.2

Domains: CH, PH, spectrin

Gene Summary: Spectrin is an actin crosslinking and molecular scaffold protein that links the plasma membrane to the actin cytoskeleton, and functions in the determination of cell shape, arrangement of transmembrane proteins, and organization of organelles. It is composed of two antiparallel dimers of alpha- and beta- subunits. This gene is one member of a family of beta-spectrin genes. The encoded protein contains an N-terminal actin-binding domain, and 17 spectrin repeats which are involved in dimer formation. Multiple transcript variants encoding different isoforms have been found for this gene. [provided by RefSeq, Jul 2008]