

## Product datasheet for **RG212835**

### **AHRR (NM\_020731) Human Tagged ORF Clone**

#### **Product data:**

Product Type:	Expression Plasmids
Product Name:	AHRR (NM_020731) Human Tagged ORF Clone
Tag:	TurboGFP
Symbol:	AHRR
Synonyms:	AHH; AHHR; bHLHe77
Mammalian Cell Selection:	Neomycin
Vector:	pCMV6-AC-GFP (PS100010)
E. coli Selection:	Ampicillin (100 ug/mL)



[View online »](#)

**ORF Nucleotide  
Sequence:**

>RG212835 representing NM\_020731  
 Red=Cloning site Blue=ORF Green=Tags(s)

TTTTGTAATACGACTCACTATAGGGCGGCCGGGAATTCGTCGACTGGATCCGGTACCGAGGAGATCTGCC  
 GCC**CGCATCGCC**

ATGCCGAGGACGATGATCCCGCCGGGGAGTGCACGTACGCGGGCCGGAAGCGGAGGAGGCCCTGCAGA  
 AACAGAGGCCCGCGTGGGGCAGAGAAGTCCAACCCCTCCAAGCGACACCGGGACCGCCTCAACGCCGA  
 GTTGGACCACCTGGCCAGCCTGTGCGCTTCCCGCTGACATCATCTCCAAGCTGGACAAGCTTTCTGTC  
 CTGCGCCTCAGTGTAGTTACCTCCGGGTGAAGAGCTTCTCCAAGTCGTGCAGGAGCAGAGCTCACGGC  
 AGCCTGCGGCCGGCGCCCTCGCCGGAGACAGCTGTCTCTTGCAGGGTCTGCCGTGTGGAGGGAAAG  
 GCTGCTGTTGGAGTCTTAATGGCTTTGCTCTGGTCTGAGTGCAGAAGGGACGATATTTTATGCATCA  
 GCAACGATCGTGGACTATCTGGGCTTCCATCAGACGGATGTAATGCACCAGAACATTTATGACTACATCC  
 ACGTGGACGACCGCAGGACTTCTGCCGCGAGCTCCACTGGGCCATGGACCCTCCCAGGTGGTGTGG  
 GCAGGCCCGCCCTTGGAGACAGGAGATGATGCTATCCTGGGGAGGCTGCTCAGGGCCCAGGAGTGGGGC  
 ACAGGCACGCCACCGAGTACTCGGCCTTCTGACCCCGTGTCTCATCTGCCGTGTGCGCTGCCTGCTGG  
 ACAGCACCTCGGGCTTCCCTGGCCCGGGGTACAGGCTTGGCAGCTGCGGCTCTGCTGTCCCGAGCCACT  
 CATGACGATGCAGTTTCAAGGAAAATAAAATTCCTGTTTGGACAGAAGAAGAAGGCCCGCTCAGGAGCC  
 ATGCTCCCGCCGGCTGTGCGTGTCTGCATTGCGGCACCCGTTCTCTCCCCTCCGCAGCGGAGATGA  
 AAATGAGGAGCGCGCTCTGAGGGCAAAACCCAGAGCAGACACCGCAGCCACCGCGGATGCAAAAAGTAAA  
 AGCCACCACAGTCTGTGCGAATCGGAAGTGCATGGAAAACCAATTACTCAGCAGGAAGGAGCAGCAGA  
 GAGAGCGCGCTTTTGGTCTCAGGGAACAGACTGACGCTGGCCGATGGGCACAGGTTCCCGCCAGGGCCC  
 CATGCCGTGCTCCGGGGTGGCCCTGACCTTGTCTTACCCCAAGGGGGGCTCAGGGACAGGGAGGA  
 GGAGCAGCACAGGATGCTGAGCAGGGCCCTGGAGTGACAGGGCGGAGGGAGACTCCAGGACCCACAAG  
 CCCCTGCCCTGGACAGCGGAAAGCACAGTGGAGTGGTGCCAGGCCGAGGCTGCAGCCAGCAAGAATG  
 ACCCGCCCTCCCTGCGCCCATGCCCGCGGCTCCTGCCTGCCCTGCCGCTGTGTCCAGGGCACTTTCAG  
 GAACTCGCCATCTCTACCCGCGAGCCCGTCCCCAGTGCCTACTCCAGCCGACAGCAGCCCATG  
 CGGGATGTCGGTGGAGCAGGTGCACCCTCCCTCTGCCACTTCCCGAGAGGAGCCTGCAGCACCAGC  
 TCCCTCAGCCTGGAGCTCAGCGTTTGGCACGAGGGGCTATCCCATGGAGGACATGAAGTGAAGGTGT  
 ACCGATGCCTCCGGGGACCTGTGTGGTCCGACGCTGCTGCTAGATGTGTCCATCAAGATGGAGAAGGAC  
 TCTGGGTGTGAGGTGCTGCAGACGGCTGTGTGCCAGCCAGGTGTGGCTGGGGCCAGTGACAGGAGCC  
 ACCCAGCCACCTTCCCTACCAGGATGCACCTGAAAACAGAGCCAGACTCTCGGCAACAGGTGTACATCTC  
 GCACCTGGGGCAGCGCTGCGGGGGGCTCAGCCCCATGGGAGGGCCACTGCTGGGCGCAGCAGGGAGCTG  
 ACCCTTTCCACCTGCACACTGTGCCTGCCTGGAGCCCACAGACGGCCTTCCCAGTGGAGCCTCCCC  
 ACCAGCTCTGTGCACGGGGCCGAGGTGAACAGTCTGCACCTGCAGAGCTGCTGAGGCCGCCCTGTGGT  
 CAAGCGGGAGCCCTTGGACTCACCCAGTGGGCTACTCACAGCCAGGGAATGGTGCCCGGGATGTTGCC  
 AAAAGTGCTTGGCCACGCTGGTCCCGCCCAAGCTTCGGGGTGCACATTCTGCCA

**ACGCGT**ACGCGGCCGCTCGAG – GFP Tag – GTTTAA

**Protein Sequence:** >RG212835 representing NM\_020731  
 Red=Cloning site Green=Tags(s)

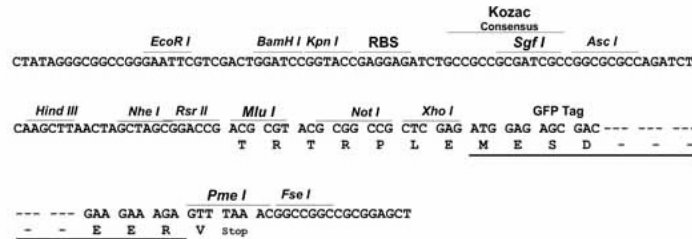
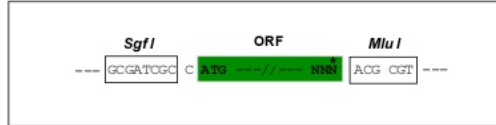
MPRTMIPPGECTYAGRKRRRPLQKQRPVAVGAEKSNPSKRHRDRLNAELDHLASLLPFPDIIISKLDKLSV  
 LRLSVSYLRVKSFFQVVQEQSSRQPAAGAPSPGDSCPLAGSAVLEGRLLLESLNGFALVVS AEGTIFYAS  
 ATIVDYLGFHQTDVMHQNIYDYIHVDDRQDFCRQLHWAMDPPQVVFQAPPLETGDDAILGRLLRAQEWG  
 TGTPT EYS AFLTRCFICRVRCLLDSTSGFLARGSQAWQLRLCCPEPLMTMQFQGKLFKFLFGQKKKAPSGA  
 MLPPRLSLFCIAAPVLLPSAAEMKMRSALLRAKPRADTAATADAKVKATTSLCESELHGKPNYSAGRSSR  
 ESGVLVLR EQTDAGRWAQV PARAPCLCLRGGPDLVLDPKGGSGDREEQHRMLSRASGVTGRRETGPTK  
 PLPWTAGKHSE DGAR PRLQPSKNDPPSLRPMRGSCLPCPCVQGTFRNSPI SHPPSPSPSAYS SRTSRPM  
 RDVGEDQVHPPLCHFPQRS LQHQLPQPGAQR FATRGYPMEDMKLQGVMPMPGDLCGPTLLLDVSIKMEKD  
 SGCEGAADGCVPSQVWLGASDRSHPATFPTRMLKTEPDSRQQVYI SHLGHGVRGAQPHGRATAGRSREL  
 TPFHPAHACLEPTDGLPQSEPPHQLCARGRGEQSCTCRAAEAAPVVKREPLDSPQWATHSQGMVPGMLP  
 KSALATLVPPQASGCTFLP

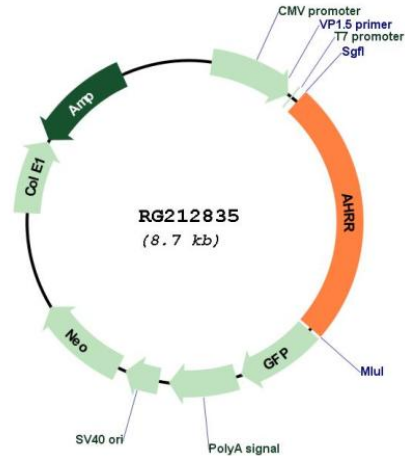
TRTRPLE - GFP Tag - V

**Restriction Sites:** SgfI-MluI

**Cloning Scheme:**

Cloning sites used for ORF Shutting:



**Plasmid Map:**


**ACCN:** NM\_020731

**ORF Size:** 2157 bp

**OTI Disclaimer:** Due to the inherent nature of this plasmid, standard methods to replicate additional amounts of DNA in E. coli are highly likely to result in mutations and/or rearrangements. Therefore, OriGene does not guarantee the capability to replicate this plasmid DNA. Additional amounts of DNA can be purchased from OriGene with batch-specific, full-sequence verification at a reduced cost. Please contact our customer care team at [custsupport@origene.com](mailto:custsupport@origene.com) or by calling 301.340.3188 option 3 for pricing and delivery.

The molecular sequence of this clone aligns with the gene accession number as a point of reference only. However, individual transcript sequences of the same gene can differ through naturally occurring variations (e.g. polymorphisms), each with its own valid existence. This clone is substantially in agreement with the reference, but a complete review of all prevailing variants is recommended prior to use. [More info](#)

**OTI Annotation:** This clone was engineered to express the complete ORF with an expression tag. Expression varies depending on the nature of the gene.

**Components:** The ORF clone is ion-exchange column purified and shipped in a 2D barcoded Matrix tube containing 10ug of transfection-ready, dried plasmid DNA (reconstitute with 100 ul of water).

<b>Reconstitution Method:</b>	<ol style="list-style-type: none"><li>1. Centrifuge at 5,000xg for 5min.</li><li>2. Carefully open the tube and add 100ul of sterile water to dissolve the DNA.</li><li>3. Close the tube and incubate for 10 minutes at room temperature.</li><li>4. Briefly vortex the tube and then do a quick spin (less than 5000xg) to concentrate the liquid at the bottom.</li><li>5. Store the suspended plasmid at -20°C. The DNA is stable for at least one year from date of shipping when stored at -20°C.</li></ol>
<b>RefSeq:</b>	<a href="#">NM_020731.4</a>
<b>RefSeq Size:</b>	5661 bp
<b>RefSeq ORF:</b>	2160 bp
<b>Locus ID:</b>	57491
<b>UniProt ID:</b>	<a href="#">A9YTQ3</a>
<b>Cytogenetics:</b>	5p15.33
<b>Domains:</b>	PAS, HLH
<b>Protein Families:</b>	Druggable Genome, Transcription Factors
<b>Gene Summary:</b>	The protein encoded by this gene participates in the aryl hydrocarbon receptor (AhR) signaling cascade, which mediates dioxin toxicity, and is involved in regulation of cell growth and differentiation. It functions as a feedback modulator by repressing AhR-dependent gene expression. Alternatively spliced transcript variants encoding different isoforms have been described for this gene. [provided by RefSeq, Jun 2011]