

Product datasheet for **RG210470**

PVRIG (NM_024070) Human Tagged ORF Clone

Product data:

Product Type:	Expression Plasmids
Product Name:	PVRIG (NM_024070) Human Tagged ORF Clone
Tag:	TurboGFP
Symbol:	PVRIG
Synonyms:	C7orf15; CD112R
Mammalian Cell Selection:	Neomycin
Vector:	pCMV6-AC-GFP (PS100010)
E. coli Selection:	Ampicillin (100 ug/mL)
ORF Nucleotide Sequence:	>RG210470 representing NM_024070 Red=Cloning site Blue=ORF Green=Tags(s)

TTTTGTAATACGACTCACTATAGGGCGCCGGGAATTCGTCGACTGGATCCGGTACCGAGGAGATCTGCC
GCC**CGATCGCC**

ATGAGAACAGAGGCACAGGTGCCGGCCCTGCAGCCCCAGAACCTGGACTGGAGGGGGCCATGGGGCACC
GGACCCTGGTCTGCCCTGGGTGCTGCTGACCTTGTGTGTCAGTGCAGGGGACCCCGAGGTGTGGGTTCA
AGTTCCGATGGAGGCCACCGAGCTCTCGTCTTACCATCCGTTGTGGGTTCTGGGGTCTGGCTCCATC
TCCCTGGTACTGTGAGCTGGGGGGCCCCAACGGTGTGGGGGGACCACGCTGGCTGTGTTGCACCCAG
AACGTGGCATCCGCAATGGGCCCTGCTCGCCAGGCCCGCTGGGAAACCCAGAGCAGCATCTCTCAT
CCTGGAAGGCTCTGGGGCCAGCAGCCCCTGCGCCAACACCACCTTCTGCTGCAAGTTTGGCTCCTCCCT
GAGGGCTCCTGGGAGGCCTGTGGGAGCCTCCCGCCAGCTCAGACCCAGGGCTCTCTGCCCGCCGACTC
CTGCCCCATTCTGCGGGCAGACCTGGCCGGGATCTTGGGGTCTCAGGAGTCTCTCTTTGGTGTGT
CTACCTCCTTCTGCTGCGCCGACATAAGCACCCGCTGCCCTAGGCTCCAGCCGTCGCCACCCAGC
CCCCAGGCACCGAGACGAGCATGGGCACCAAGCCAGGCCCTCCAGGCTGCTTTCACGTCCCTTATG
CCACTATCAACACCAGCTGCCGCCAGCTACTTTGGACACAGTCAACCCATGGGGGGCCGTCCTGGTG
GGCGTCACTCCCCACCCAGCTGCACACCGGCCCCAGGGCCCTGCCGCTGGGCTCCACACCCATCCCT
GCACGTGGCAGCTTTGTCTCTGTTGAGAATGACTCTACGCTCAGGCAGGGGAGAGGCCTCTCACACTG
GTCCCGGCTCACTCTTTCCCTGACCCCGGGGGCCAGGCCATGGAAGGACCCTTAGGAGTTCA

ACGCGTACGCGGCCGCTCGAG - GFP Tag - GTTTAA



[View online »](#)

Protein Sequence: >RG210470 representing NM_024070
 Red=Cloning site Green=Tags(s)

MRTEAQVPALQPPEPGLLEGAMGHRTLVLPWLLTLCVDTAGTPEVWVQVRMEATELSSFTIRCGFLGSGSI
 SLVTVSWGPNAGGTTLAVLHPERGIQWAPARQARWETQSSISLILEGSGASSPCANTTFCKFASFP
 EGSWEACGSLPPSSDPGLSAPPTPAPILRADLAGILGVSGVLLFGCVYLLHLLRRHKHRPAPRLQPSRTS
 PQAPRARAWAPSQASQAALHVPYATINTSCRPATLDTAHPHGPPSWWASLPTHAAHRPQGAAWASTPIP
 ARGSFVSVENGLYAQAGERPPHTGPGLTLFPDPRGRAMEGPLGVR

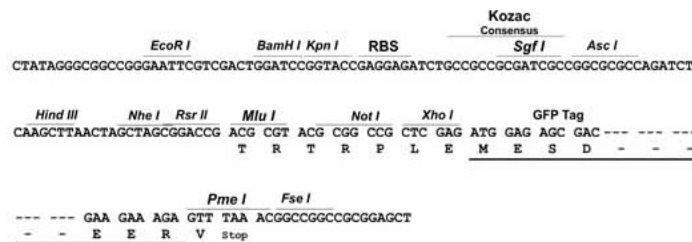
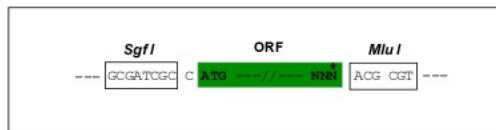
TRTRPLE - GFP Tag - V

Chromatograms: https://cdn.origene.com/chromatograms/ja3494_e03.zip

Restriction Sites: SgfI-MluI

Cloning Scheme:

Cloning sites used for ORF Shuttling:



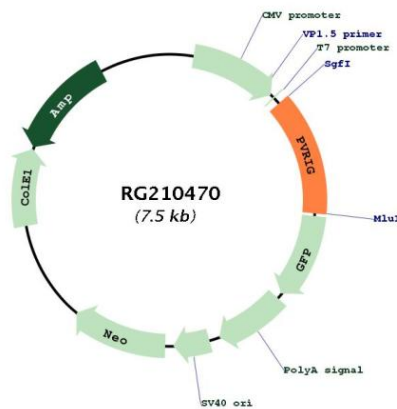
ACCN: NM_024070

ORF Size: 978 bp

OTI Disclaimer: Due to the inherent nature of this plasmid, standard methods to replicate additional amounts of DNA in E. coli are highly likely to result in mutations and/or rearrangements. Therefore, OriGene does not guarantee the capability to replicate this plasmid DNA. Additional amounts of DNA can be purchased from OriGene with batch-specific, full-sequence verification at a reduced cost. Please contact our customer care team at custsupport@origene.com or by calling 301.340.3188 option 3 for pricing and delivery.

The molecular sequence of this clone aligns with the gene accession number as a point of reference only. However, individual transcript sequences of the same gene can differ through naturally occurring variations (e.g. polymorphisms), each with its own valid existence. This clone is substantially in agreement with the reference, but a complete review of all prevailing variants is recommended prior to use. [More info](#)

OTI Annotation:	This clone was engineered to express the complete ORF with an expression tag. Expression varies depending on the nature of the gene.
Components:	The ORF clone is ion-exchange column purified and shipped in a 2D barcoded Matrix tube containing 10ug of transfection-ready, dried plasmid DNA (reconstitute with 100 ul of water).
Reconstitution Method:	<ol style="list-style-type: none"> 1. Centrifuge at 5,000xg for 5min. 2. Carefully open the tube and add 100ul of sterile water to dissolve the DNA. 3. Close the tube and incubate for 10 minutes at room temperature. 4. Briefly vortex the tube and then do a quick spin (less than 5000xg) to concentrate the liquid at the bottom. 5. Store the suspended plasmid at -20°C. The DNA is stable for at least one year from date of shipping when stored at -20°C.
RefSeq:	<u>NM_024070.3</u> , <u>NP_076975.2</u>
RefSeq Size:	1587 bp
RefSeq ORF:	981 bp
Locus ID:	79037
UniProt ID:	<u>Q6DKI7</u>
Cytogenetics:	7q22.1
Protein Families:	Transmembrane
Gene Summary:	Cell surface receptor for NECTIN2. May act as a coinhibitory receptor that suppresses T-cell receptor-mediated signals. Following interaction with NECTIN2, inhibits T-cell proliferation. Competes with CD226 for NECTIN2-binding.[UniProtKB/Swiss-Prot Function]

Product images:


Circular map for RG210470