OriGene Technologies, Inc.
9620 Medical Center Drive, Ste 200
Rockville, MD 20850, US
Phone: +1-888-267-4436
https://www.origene.com
techsupport@origene.com
EU: info-de@origene.com
CN: techsupport@origene.cn

Product datasheet for RG209775

RPS13 (NM_001017) Human Tagged ORF Clone

Product data:

Product Type:	Expression Plasmids
Product Name:	RPS13 (NM_001017) Human Tagged ORF Clone
Tag:	TurboGFP
Symbol:	RPS13
Synonyms:	S13
Mammalian Cell Selection:	Neomycin
Vector:	pCMV6-AC-GFP (PS100010)
E. coli Selection:	Ampicillin (100 ug/mL)

ORF Nucleotide Sequence:

```
>RG209775 representing NM_001017
Red=Cloning site Blue=ORF Green=Tags(s)

TTTTGTAATACGACTCACTATAGGGCGGCCGGGAATTCGTCGACTGGATCCGGTACCGAGGAGATCTGCC
GCCGCGATCGCC

ATGGGTCGCATGCATGCTCCCGGGAAGGGCCTGTCCCAGTCGGCTTTACCCTATCGACGCAGCGTCCCCA
CTTGGTTGAAGTTGACATCTGACGACGTGAAGGAGCAGATTTACAAACTGGCCAAGAAGGGCCTTACTCC
TTCACAGATCGGTGTAATCCTGAGAGATTCACATGGTGTTGCACAAGTACGTTTTGTGACAGGCAATAAA
ATTTTAAGAATTCTTAAGTCTAAGGGACTTGCTCCTGATCTTCCTGAAGATCTATACCATTTAATTAAGA
AAGCAGTTGCTGTTCGAAAGCATCTTGAGAGGAACAGAAAGGATAAGGATGCTAAATTCCGTCTGATTCT
AATAGAGAGCCGGATTCACCGTTTGGCTCGATATTATAAGACCAAGCGAGTCCTCCCTCCCAATTGGAAA
TATGAATCATCTACAGCCTCTGCCCTGGTCGCA

ACGCGTACGCGGCCGCTCGAG - GFP Tag -  GTTTAA
```

Protein Sequence:

```
>RG209775 representing NM_001017
Red=Cloning site Green=Tags(s)

MGRMHAPGKGLSQSALPYRRSVPTWLKLTSDDVKEQIYKLAKKGLTPSQIGVILRDSHGVAQVRFVTGNK
ILRILKSKGLAPDLPEDLYHLIKKAVAVRKHLERNRKDKDAKFRLILIESRIHRLARYYKTKRVLPPNWK
YESSTASALVA

TRTRPLE - GFP Tag -  V
```

Restriction Sites: SgfI-MluI

This product is to be used for laboratory only. Not for diagnostic or therapeutic use.
©2024 OriGene Technologies, Inc., 9620 Medical Center Drive, Ste 200, Rockville, MD 20850, US

View online »

Cloning Scheme:

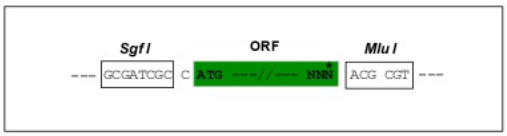

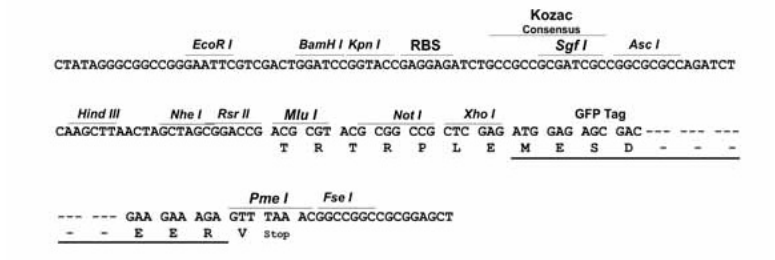

ACCN:	NM_001017
ORF Size:	453 bp
OTI Disclaimer:	The molecular sequence of this clone aligns with the gene accession number as a point of reference only. However, individual transcript sequences of the same gene can differ through naturally occurring variations (e.g. polymorphisms), each with its own valid existence. This clone is substantially in agreement with the reference, but a complete review of all prevailing variants is recommended prior to use. More info
OTI Annotation:	This clone was engineered to express the complete ORF with an expression tag. Expression varies depending on the nature of the gene.
Components:	The ORF clone is ion-exchange column purified and shipped in a 2D barcoded Matrix tube containing 10ug of transfection-ready, dried plasmid DNA (reconstitute with 100 ul of water).
Reconstitution Method:	1. Centrifuge at 5,000xg for 5min. 2. Carefully open the tube and add 100ul of sterile water to dissolve the DNA. 3. Close the tube and incubate for 10 minutes at room temperature. 4. Briefly vortex the tube and then do a quick spin (less than 5000xg) to concentrate the liquid at the bottom. 5. Store the suspended plasmid at -20°C. The DNA is stable for at least one year from date of shipping when stored at -20°C.
RefSeq:	NM_001017.2, NP_001008.1
RefSeq Size:	529 bp
RefSeq ORF:	456 bp
Locus ID:	6207
UniProt ID:	P62277

This product is to be used for laboratory only. Not for diagnostic or therapeutic use.
©2024 OriGene Technologies, Inc., 9620 Medical Center Drive, Ste 200, Rockville, MD 20850, US

Cytogenetics: 11p15.1

Domains: Ribosomal_S15

Protein Pathways: Ribosome

Gene Summary: Ribosomes, the organelles that catalyze protein synthesis, consist of a small 40S subunit and a large 60S subunit. Together these subunits are composed of 4 RNA species and approximately 80 structurally distinct proteins. This gene encodes a ribosomal protein that is a component of the 40S subunit. The protein belongs to the S15P family of ribosomal proteins. It is located in the cytoplasm. The protein has been shown to bind to the 5.8S rRNA in rat. The gene product of the E. coli ortholog (ribosomal protein S15) functions at early steps in ribosome assembly. This gene is co-transcribed with two U14 small nucleolar RNA genes, which are located in its third and fifth introns. As is typical for genes encoding ribosomal proteins, there are multiple processed pseudogenes of this gene dispersed through the genome. [provided by RefSeq, Jul 2008]

Product images:

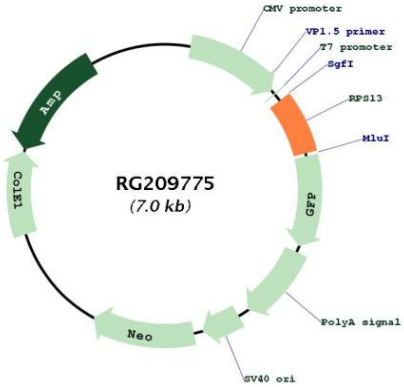

Circular map for RG209775

This product is to be used for laboratory only. Not for diagnostic or therapeutic use.
©2024 OriGene Technologies, Inc., 9620 Medical Center Drive, Ste 200, Rockville, MD 20850, US