

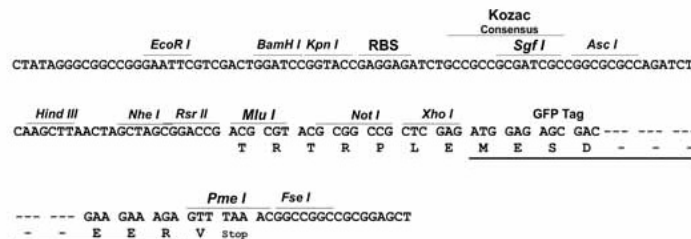
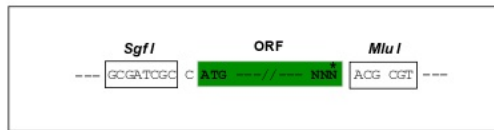
Product datasheet for **RG208567**

Coiled Coil Domain Containing Protein 3 (CCDC3) (NM_031455) Human Tagged ORF Clone

Product data:

Product Type:	Expression Plasmids
Product Name:	Coiled Coil Domain Containing Protein 3 (CCDC3) (NM_031455) Human Tagged ORF Clone
Tag:	TurboGFP
Symbol:	Coiled Coil Domain Containing Protein 3
Mammalian Cell Selection:	Neomycin
Vector:	pCMV6-AC-GFP (PS100010)
E. coli Selection:	Ampicillin (100 ug/mL)
Restriction Sites:	SgfI-MluI
Cloning Scheme:	

Cloning sites used for ORF Shuttling:



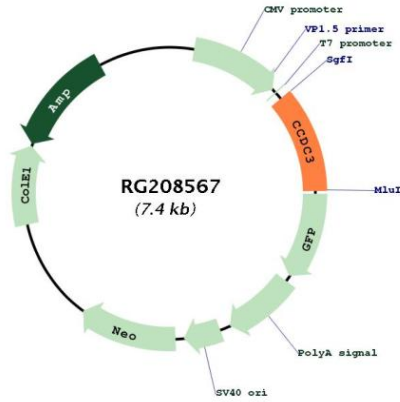
ACCN:	NM_031455
ORF Size:	810 bp



[View online »](#)

OTI Disclaimer:	The molecular sequence of this clone aligns with the gene accession number as a point of reference only. However, individual transcript sequences of the same gene can differ through naturally occurring variations (e.g. polymorphisms), each with its own valid existence. This clone is substantially in agreement with the reference, but a complete review of all prevailing variants is recommended prior to use. More info
OTI Annotation:	This clone was engineered to express the complete ORF with an expression tag. Expression varies depending on the nature of the gene.
Components:	The ORF clone is ion-exchange column purified and shipped in a 2D barcoded Matrix tube containing 10ug of transfection-ready, dried plasmid DNA (reconstitute with 100 ul of water).
Reconstitution Method:	<ol style="list-style-type: none">1. Centrifuge at 5,000xg for 5min.2. Carefully open the tube and add 100ul of sterile water to dissolve the DNA.3. Close the tube and incubate for 10 minutes at room temperature.4. Briefly vortex the tube and then do a quick spin (less than 5000xg) to concentrate the liquid at the bottom.5. Store the suspended plasmid at -20°C. The DNA is stable for at least one year from date of shipping when stored at -20°C.
Note:	Plasmids are not sterile. For experiments where strict sterility is required, filtration with 0.22um filter is required.
RefSeq:	NM_031455.3
RefSeq Size:	2753 bp
RefSeq ORF:	813 bp
Locus ID:	83643
UniProt ID:	Q9BQI4
Cytogenetics:	10p13
Gene Summary:	Negatively regulates TNF-alpha-induced pro-inflammatory response in endothelial cells (ECs) via inhibition of TNF-alpha-induced NF-kappaB activation in ECs (PubMed:25193116). Positively regulates lipid accumulation in adipose cells (By similarity).[UniProtKB/Swiss-Prot Function]

Product images:



Circular map for RG208567