

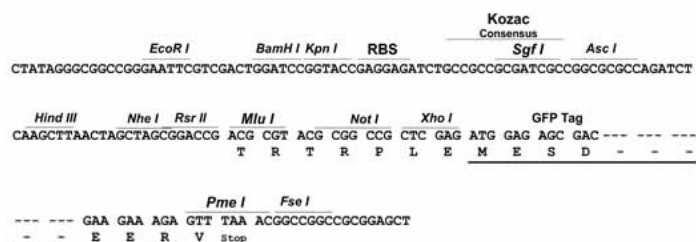
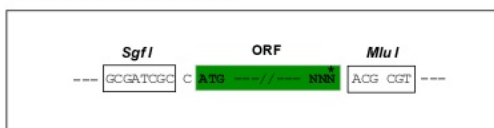
Product datasheet for **RG207680**

EDA2R (NM_021783) Human Tagged ORF Clone

Product data:

| | |
|---------------------------|--|
| Product Type: | Expression Plasmids |
| Product Name: | EDA2R (NM_021783) Human Tagged ORF Clone |
| Tag: | TurboGFP |
| Symbol: | EDA2R |
| Synonyms: | EDA-A2R; EDAA2R; TNFRSF27; XEDAR |
| Mammalian Cell Selection: | Neomycin |
| Vector: | pCMV6-AC-GFP (PS100010) |
| E. coli Selection: | Ampicillin (100 ug/mL) |
| Restriction Sites: | SgfI-MluI |
| Cloning Scheme: | |

Cloning sites used for ORF Shuttling:



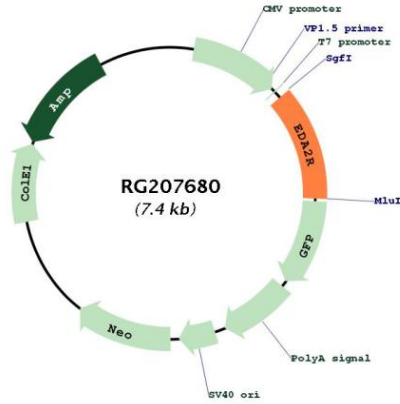
| | |
|-----------|-----------|
| ACCN: | NM_021783 |
| ORF Size: | 891 bp |



View online »

| | |
|-------------------------------|---|
| OTI Disclaimer: | The molecular sequence of this clone aligns with the gene accession number as a point of reference only. However, individual transcript sequences of the same gene can differ through naturally occurring variations (e.g. polymorphisms), each with its own valid existence. This clone is substantially in agreement with the reference, but a complete review of all prevailing variants is recommended prior to use. More info |
| OTI Annotation: | This clone was engineered to express the complete ORF with an expression tag. Expression varies depending on the nature of the gene. |
| Components: | The ORF clone is ion-exchange column purified and shipped in a 2D barcoded Matrix tube containing 10ug of transfection-ready, dried plasmid DNA (reconstitute with 100 ul of water). |
| Reconstitution Method: | <ol style="list-style-type: none">1. Centrifuge at 5,000xg for 5min.2. Carefully open the tube and add 100ul of sterile water to dissolve the DNA.3. Close the tube and incubate for 10 minutes at room temperature.4. Briefly vortex the tube and then do a quick spin (less than 5000xg) to concentrate the liquid at the bottom.5. Store the suspended plasmid at -20°C. The DNA is stable for at least one year from date of shipping when stored at -20°C. |
| Note: | Plasmids are not sterile. For experiments where strict sterility is required, filtration with 0.22um filter is required. |
| RefSeq: | NM_021783.4 |
| RefSeq Size: | 3385 bp |
| RefSeq ORF: | 894 bp |
| Locus ID: | 60401 |
| UniProt ID: | Q9HAV5 |
| Cytogenetics: | Xq12 |
| Protein Families: | Druggable Genome, Transcription Factors, Transmembrane |
| Protein Pathways: | Cytokine-cytokine receptor interaction |
| Gene Summary: | The protein encoded by this gene is a type III transmembrane protein of the TNFR (tumor necrosis factor receptor) superfamily, and contains cysteine-rich repeats and a single transmembrane domain. This protein binds to the EDA-A2 isoform of ectodysplasin, which plays an important role in maintenance of hair and teeth. Alternatively spliced transcript variants encodes distinct protein isoforms. [provided by RefSeq, Apr 2016] |

Product images:



Circular map for RG207680