

Product datasheet for **RG206994**

CNAP1 (NCAPD2) (NM_014865) Human Tagged ORF Clone

Product data:

Product Type:	Expression Plasmids
Product Name:	CNAP1 (NCAPD2) (NM_014865) Human Tagged ORF Clone
Tag:	TurboGFP
Symbol:	CNAP1
Synonyms:	CAP-D2; CNAP1; hCAP-D2; MCPH21
Mammalian Cell Selection:	Neomycin
Vector:	pCMV6-AC-GFP (PS100010)
E. coli Selection:	Ampicillin (100 ug/mL)
ORF Nucleotide Sequence:	>RG206994 representing NM_014865 Red=Cloning site Blue=ORF Green=Tags(s)

TTTTGTAATACGACTCACTATAGGGCGGCCGGAATTCGTCGACTGGATCCGGTACCGAGGAGATCTGCC
GCC**CGATCGCC**

ATGGCTCCCCAAATGTATGAGTTCATCTGCCATTATCCCAGAGGAGTTGTTGAAAAGTGGAGGGTGA
ATCAGTATGTTGTGCAAGAGGTACTGTCCATCAAACATCTCCACCACAGCTTAGAGCTTTTCAGGCTGC
CTTTCGAGCTCAGGGGCCCTGGCTATGCTGCAGCACTTTGATACTATCTACAGCATTTCATCACTTT
CGAAGTATAGATCCTGGCCTCAAAGAAGATACTCTGCAATTCCTGATAAAAAGTGGTATCCCGCCACTCCC
AGGAGCTTCCAGCTATCCTGGATGATACAACCTTTGAGTGGATCAGATAGAAACGCCCATCTAAATGCCCT
CAAAATGAACTGTATGCTCTGATACGTCCTCGAATCCTTTGAGACCATGGCCAGCCAGACAAACCTT
GTGGACCTGGACCTTGGTGGGAAGGTAAGAAAAGCTCGGACCAAGGCAGCCCATGGCTTTGACTGGGAAG
AAGAGAGGCAACCAATCTTCAGCTTTTAAACACAGCTACTTCAGTTGGACATCCGTACCTGTGGAACCA
CTCAATAATTGAAGAAGAATTTGTAGTTTGGTTACTGGCTGTTGCTACCGCCTTCTGGAGAATCCCACC
ATTAATCACCAGAAGAACCGCCCACTCGGGAAGCCATAACACACCTGCTTGGTGTAGCCTTGACCCGTT
ATAACCATATGCTCAGTGCTACAGTGAAGATCATCCAGATGCTGCAGCACTTTGAACACCTGGCACCTGT
ACTGGTTGCAGCCGTGAGTCTATGGCAACTGACTATGGAATGAAGAGCATAGTGGGAGAGATTGTAAGA
GAGATTGGACAAAAGTGTCCCCAAGAGCTGAGTCGAGACCCCTTCAGGGACAAAGGGCTTTGCAGCATTCC
TGACAGAACTAGCAGAAGGTGTCCAGCTATCCTGATGTCCAGCATGTGCATTTTGTAGATCACCTGGA
TGGAGAAAATTACATGATGCGTAAATGCTGTGCTGGCAGCCATGGCGGAGATGGTGTGCAGTTCTCAGT
GGCGATCAACTGGAAGCAGCAGCCCGAGACACCAGAGACCAAGTTCTTGGATACTTTACAAGCCCATGGCC
ATGATGTCAACTCCTTTGTGCGGAGCCGTGTTTTGCAGCTCTTACCCGAATTGTCCAGCAGAAGGCTCT
CCCCCTGACACGTTTCCAGGCAGTGGTGGCTTTAGCTGTGGGACGCTGGCAGACAAGTCAGTGCTAGTA
TGTAATAATGCCATCCAGCTGCTGGCCAGTTTTCTAGCCAATAATCCTTTCTCCTGCAAGCTTAGTGATG
CTGACCTTGCCGGACCACTGCAGAAGGAGACCCAGAAATTACAAGAGATGAGGGCCAGAGGCGAACTGC
AGCAGCTTCTGCAGTGCTGGACCCAGAGGAGTGGGAAGCCATGCTGCCAGAGTTGAAGTCTACCTGT



[View online »](#)

CAGCAGCTTCTACAGCTTCCCCAGGGAGAGGAGGAGATTCTGAGCAAATGCAATACAGAGACAACTG
AAGATGTGAAAGGACGCATCTATCAACTGCTTGCCAAAGCTAGTTACAAAAAGGCCATCATTCTCACTCG
AGAAGCCACAGGCCACTTCCAGGAGTCCGAACCTTCAGTCATATAGACCCAGAGGAGTCAGAGGAGACC
AGGCTCTTGAATATCTTAGGACTTATCTTCAAAGGCCAGCAGCTTCCACACAAGAAAAGAAATCCCCGGG
AGTCTACAGGAAACATGGTCACAGGACAGACTGTCTGTAAAAATAAACCAATATGTGCGGATCCTGAGGA
ATCCAGGGGAAATGATGAACTAGTGAAGCAGGAGATGCTGGTACAGTATCTGCAGGATGCCTACAGCTTC
TCCCGGAAGATTACAGAGGCCATTGGCATCATCAGCAAGATGATGTATGAAAAACACAACATACAGTGGTGC
AGGAGGTGATTGAATTCTTTGTGATGGTCTTCCAATTTGGGGTACCCAGGCCCTGTTTGGGGTGCGCCG
TATGCTGCCTCTCATCTGGTCTAAGGAGCCTGGTGTCCGGGAAGCCGTGCTTAATGCCTACCGCCAACTC
TACCTCAACCCCAAAGGGGACTCTGCCAGAGCCAAGGCCAGGCTTTGATTGAGAATCTCTCTCTGCTGC
TAGTGGATGCCTCGGTTGGGACCATTAGTGTCTTGAGGAAATCTCTGTGAGTTTGTGCAGAAGGATGA
GTTGAAACCAGCAGTGACCCAGCTGTGTGGGAGCGGGCCACCGAGAAGGTGCGCTGCTGTCTCTGGAG
CGTGTTCTCTGTGATGCTTCTGGCATGATGGCAGGAGAAAGCCAGAAAATTGTGGGAAGCAATTTAG
ACACACTGGTGAAGTATAGGGCTGGATGAGAAGTTTCCACAGGACTACAGGCTGGCCAGCAGGTGTGCCA
TGCCATTGCCAACATCTCGGACAGGAGAAAGCCTTCTCTGGGCAACGTACCCCCCTTCCGGCTGCCT
CAGGAACACAGGTTGTTTGTGAGCGACTGCGGGAGACAGTCAAAAAGGCTTTGTCCACCCAGACCCACTCT
GGATCCCATTCAAAGAGGTGGCAGTGACCTCATTACCAACTGGCAGAGGGCCCGAAGTGATCTGTGC
CCAGATATTGAGGGCTGTGAAAAAGGCCCTGGAGAAGCTAGAAGAGAAGAGAACCAGTCAGGAGGAC
CCGAAGGAGTCCCCCGCAATGCTCCCCACTTCTCTGTTGATGAACCTGCTGTCCCTGGCTGGGGATGTGG
CTCTGCAGCAGCTGGTCCACTTGGAGCAGGAGTGAAGTGGAGAGCTCTGCCGGCGCCGAGTTCTCCGGGA
AGAACAGGAGCACAAGACCAAAGATCCCAAGGAGAAGAATACGAGCTCTGAGACCACCATGGAGGAGGAG
CTGGGGCTGGTTGGGGCAACAGCAGATGACACAGAGGCAGAACTAATCCGTGGCATCTGCAGATGGAAC
TGTTGGATGGCAAACAGACACTGGCTGCCTTTGTTCCACTCTTGTAAAGTCTGTAACAACCCAGGCCT
CTATAGCAACCCAGACCTCTCTGAGCTGCTTCACTTGCCTTGGCAAGTTCTGCATGATCAGTGCCACT
TTCTGCGACTCCAGCTTCGTCTCTGTTACCATGCTGGAAAAGTCTCCACTTCCATTGTCGGTCTA
ACCTCATGGTTGCCACTGGGGATCTGGCCATCCGCTTTCCAATCTGGTGGACCCCTGGACTCCTCATCT
GTATGCTCGTCTCCGGACCCCTGCTCAGCAAGTGCAGGAAAACAGCGGGGCTGGTATGACCCACCTGATC
CTCAAGGACATGGTGAAGGTGAAGGGCAGGTGAGCGAGATGGCGGTGCTGCTCATCGACCCCGAGCCTC
AGATTGCTGCCCTGGCCAAGAACTTCTTCAATGAGCTCTCCACAAGGGCAACGCAATCTATAATCTCCT
TCCAGATATCATAGCCGCTGTGAGACCCGAGCTGGGGTGGAGGAAGAGCCTTCCACACCATCATG
AAACAGCTCCTCTCTACATACCAAGGACAAGCAGACAGAGAGCCTGGTGGAAAAGCTGTGTCAGCGGT
TCCGCACATCCCGAACTGAGCGGCAGCAGCGAGACCTGGCCTACTGTGTGTACAGCTGCCCTCACAGA
GCGAGGCCTCCGTAAAGATGCTTGACAATTTGACTGTTTTGGAGACAAACTGTGAGATGAGTCCATCTTC
AGTGCTTTTTTGTGAGTTGTAGGCAAGCTGCGACGTGGGGCAAGCCTGAGGGCAAGGCTATAATAGATG
AATTTGAGCAGAAGCTTCCGGCCTGTATACCAGAGGTTTGGATGGAATCAAGGAGCTTGAGATTGGCCA
AGCAGGTAGCCAGAGAGCGCCATCAGCCAAGAAACCATCCACTGGTCTAGGTACCAGCCTCTGGCTTCT
ACAGCCTCAGACAATGACTTTGTACACCAGAGCCCCGCCGACTACCCGTCGGCATCCAAACACCCAGC
AGCGAGCTTCCAAAAGAAAACCAAGTTGTCTTCTCAAGTGTGAGTCCAGTGAAGATCTTTCAGC
AGAGATGACAGAAGACGAGACACCAAGAAAACAACCTCCATTCTCAGAGCATCGGCTCGCAGGCACAGA
TCC

ACGCGTACGCGGCCGCTCGAG – GFP Tag – GTTTAA

Protein Sequence: >RG206994 representing NM_014865
 Red=Cloning site Green=Tags(s)

```

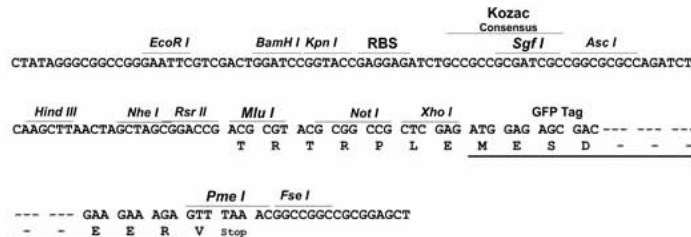
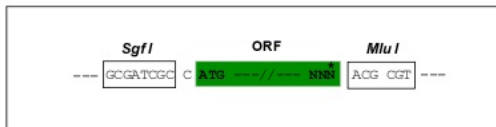
MAPQMYEFHLPLSPEELLKSGGVNQYVVQEVLSIKHLPPQLRAFQAQFRAQGPLAMLQHFDTIYSILHFF
RSIDPGLKEDTLQFLIKVVSRRHSQELPAILD DDTL SGSDRNAHLNALKMNCYALIRLLESFETMASQTNL
VDLDLGGKGGKARTKAAHGFDWEERQPIQLQLLQQLDIRHLWNHSIIEEEFVSLVTGCCYRLLENPT
INHQKNRPTREAI THLLGVALTRYNHMLSATVKIIQMLQHFEHLAPVLVAAVSLWATDYGKMSIVGEIVR
EIGQKCPQELSRDPSTGKGAFLTELAEVPAILMSSMCILLDHL DGENYMRNAVLAAMAEMVLQVLS
GDQLEAAAARDTRDQFLDTLQAHGHVNSFVRSRVLQLFTRIVQQKALPLTRFQAVVALAVGRLADKSVLV
CKNAIQLLASFLANPPFSCKLSDADLAGPLQKETQKLQEMRAQRRTAAASAVLDPEEEWEAMLPELKSTL
QQLLQLPQGEIIIPEQIANTETTEDVKGRIYQLLAKASYKKAII LTREATGHFQESEPF SHIDPEESEET
RLLNILGLIFKGPAASTQEKNPRESTGNMVTGQTVCKNKNPMSDPEESRGNDELVKQEMLVQYLQDAYSF
SRKITEAIGIISKMMYENTTTVVQEVIEFFVMVFQFGVPPALFGVRRMLPLIWSKEPGVREAVLNAYRQL
YLNPKGDSARAKAQALIQNLSLLLVDSVGTIQCLEEILCEFVQKDELKPAVTQLLWERATEKVACCPLE
RCSSVMLLGMMARGKPEIVGSNLDLVSIGLDEKFPQDYRLAQQVCHAIANISDRRKP S LKGRHPPFRLP
QEHRLFERLRET VTKGFVHPDPLWIPFKEVAVTLIYQLAEGPEVICAQILQGCAQALEKLEEKRTSQED
PKESPAMLP TFLMLNLLSLAGDVALQQLVHLEQAVSGELCRRRVLREEQEHKTKDPKEKNTSSETMEEE
LGLVGATADDTEAELIRGICEMELLDGKQTLAAFVPLLLKVCNNPGLYSNPDL SAAASLALGKFCMISAT
FCDSQLRLLFTMLEKSPLPIVRSNLMVATGDLAIRFPNLVDPWTPHLYARLRDPAQQVRKTAGLVMTHLI
LKDMVKVGQVSEMAVLLIDPEPQIAALAKNFFNELSHKGNAIYNLLPDIISRLSDPELVGEEEPFHTIM
KQLLSYITKDKQTESLVEKLCQRFRTSRTERQQRD LAYCVS QLP LTERGLRKMLDNDFCFGDKLSDSEIF
SAFLSVVGKLRGAKPEGKAIIDFEQKLRACHTRGLDGIKELEIGQAGSQRAPS AKKPKSTGSRYP L AS
TASDNDFVTP EPRRTTRRH PNTQQRASKKKPKVVFSSDESSEEDLSAEMTEDETPKKTTPILRASARRHR
S
    
```

TRTRPLE - GFP Tag - V

Restriction Sites: SgfI-MluI

Cloning Scheme:

Cloning sites used for ORF Shutting:

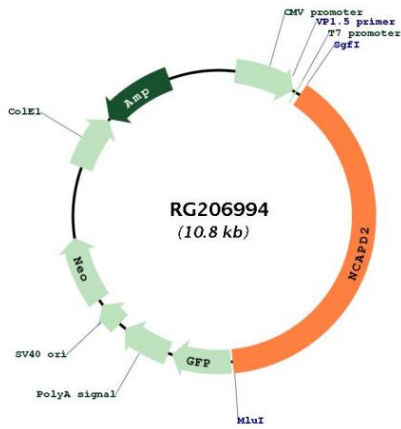


ACCN: NM_014865

ORF Size: 4203 bp

OTI Disclaimer:	The molecular sequence of this clone aligns with the gene accession number as a point of reference only. However, individual transcript sequences of the same gene can differ through naturally occurring variations (e.g. polymorphisms), each with its own valid existence. This clone is substantially in agreement with the reference, but a complete review of all prevailing variants is recommended prior to use. More info
OTI Annotation:	This clone was engineered to express the complete ORF with an expression tag. Expression varies depending on the nature of the gene.
Components:	The ORF clone is ion-exchange column purified and shipped in a 2D barcoded Matrix tube containing 10ug of transfection-ready, dried plasmid DNA (reconstitute with 100 ul of water).
Reconstitution Method:	<ol style="list-style-type: none">1. Centrifuge at 5,000xg for 5min.2. Carefully open the tube and add 100ul of sterile water to dissolve the DNA.3. Close the tube and incubate for 10 minutes at room temperature.4. Briefly vortex the tube and then do a quick spin (less than 5000xg) to concentrate the liquid at the bottom.5. Store the suspended plasmid at -20°C. The DNA is stable for at least one year from date of shipping when stored at -20°C.
RefSeq:	NM_014865.4
RefSeq Size:	4806 bp
RefSeq ORF:	4206 bp
Locus ID:	9918
UniProt ID:	Q15021
Cytogenetics:	12p13.31
Domains:	Cnd1
Gene Summary:	Regulatory subunit of the condensin complex, a complex required for conversion of interphase chromatin into mitotic-like condense chromosomes. The condensin complex probably introduces positive supercoils into relaxed DNA in the presence of type I topoisomerases and converts nicked DNA into positive knotted forms in the presence of type II topoisomerases. May target the condensin complex to DNA via its C-terminal domain (PubMed:11136719). May promote the resolution of double-strand DNA catenanes (intertwines) between sister chromatids. Condensin-mediated compaction likely increases tension in catenated sister chromatids, providing directionality for type II topoisomerase-mediated strand exchanges toward chromatid decatenation. Required for decatenation of non-centromeric ultrafine DNA bridges during anaphase. Early in neurogenesis, may play an essential role to ensure accurate mitotic chromosome condensation in neuron stem cells, ultimately affecting neuron pool and cortex size (PubMed:27737959).[UniProtKB/Swiss-Prot Function]

Product images:



Circular map for RG206994