

## Product datasheet for **RG203100**

### **POLR3F (NM\_006466) Human Tagged ORF Clone**

#### Product data:

|                           |   |
|---------------------------|---|
| Product Type:             | Expression Plasmids   |
| Product Name:             | POLR3F (NM_006466) Human Tagged ORF Clone                                   |
| Tag:                      | TurboGFP  |
| Symbol:                   | POLR3F  |
| Synonyms:                 | C34; RPC6; RPC39  |
| Mammalian Cell Selection: | Neomycin  |
| Vector:                   | pCMV6-AC-GFP (PS100010)   |
| E. coli Selection:        | Ampicillin (100 ug/mL)  |
| ORF Nucleotide Sequence:  | >RG203100 representing NM_006466<br>Red=Cloning site Blue=ORF Green=Tags(s) |

TTTTGTAATACGACTCACTATAGGGCGGCCGGAATTCGTCGACTGGATCCGGTACCGAGGAGATCTGCC  
GCC**CGATCGC**C

ATGGCGGAGGTGAAGGTGAAGGTGCAGCCGCTGACGCGGATCCGGTCGAAATAGAAAACAGGATTATAG  
AATTATGTCACCAGTTCCTCATGGAATCACAGACCAAGTAATTCAGAATGAAATGCCTCATATAGAAGC  
CCAGCAGCGGGCAGTAGCCATCAATAGGTTGTTGTCTATGGGTCAGTTGGATCTCTTAAGGAGCAATACG  
GGCCTTTTATATAGAATAAAGGACTCTCAGAATGCTGGTAAAATGAAGGGATCCGATAACCAAGAAAAAC  
TAGTATATCAAAATCATAGAGGATGCAGGAAATAAAGGAATATGGAGCAGAGATATCCGCTATAAAAGTAA  
TTTGCCATTAACAGAAATCAACAAAATTCTGAAGAATCTGGAAAAGTAAAAGCTTATCAAAGCTGTTAAG  
TCTGTAGCAGCCTCAAAAAGAAGGTGTATATGCTCTATAACCTGCAGCCAGACCGGTCTGTGACTGGTG  
GAGCCTGGTACAGTGACCAGGATTTTGAATCTGAATTTGTAGAGGTGCTTAACCAACAGTGTTTAAATT  
CCTACAGTCCAAGGCAGAAACAGCAGGAAAGCAAACAGAACCAATGATACAAAGAAATAGTTCATTT  
GCCTCATCACATGAAGTGTGAAATATATCTGCGAATTGGGAATCAGTAAGGTAGAGTTATCCATGGGAAG  
ACATTGAAACCATCCTGAATACACTCATTTATGATGAAAAAGTGGAGATGACGATTATTGCTGCAAAAAGA  
AGGCACAGTTGGCAGTGTAGATGGACACATGAACTGTACAGGGCAGTCAATCCAATCATCCCTCCCACG  
GGTTTGGTCCGGGCACCCTGTGGACTCTGCCGGTTTTTGTGACTGCCACGAAGGTGGTGGAGATTTAC  
CATCTAACTGTATTTACATGACAGAGTGGCTCGAATTT

**ACGCGT**ACGCGGCCGCTCGAG - GFP Tag - GTTTAA



[View online »](#)

**Protein Sequence:** >RG203100 representing NM\_006466  
 Red=Cloning site Green=Tags(s)

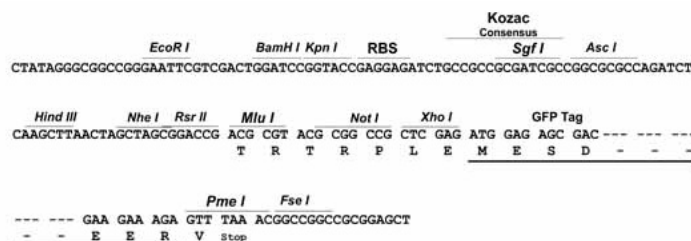
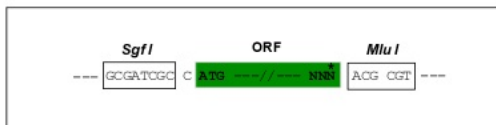
MAEVKVKVQPPDADPVEIENRIELCHQFPHGITDQVIQNEMPHIEAQQRAVAINRLLSMGQLDLLRSNT  
 GLLYRIKDSQNAGKMKGSDNQEKL VYQI IEDAGNKGIWSRDIRYKSNLPLTEINKILKNLESKLIKAVK  
 SVAASKKKVYMLYNLQPDRSVTGGAWYSDQDFESEFVEVLNQQCFKFLQSKAETARESKQNPMIQRNSSF  
 ASSHEVWKYICELGISKVELSMEDIETILNNTLIYDGKVENTIIAAKEGTVGSVDGHMKLYRAVNPPIIPPT  
 GLVRAPCGLCPVFDDCHEGGEISPSNCIYMTEWLEF

TRTRPLE - GFP Tag - V

**Restriction Sites:** SgfI-MluI

**Cloning Scheme:**

Cloning sites used for ORF Shuttling:



**ACCN:** NM\_006466

**ORF Size:** 948 bp

**OTI Disclaimer:** The molecular sequence of this clone aligns with the gene accession number as a point of reference only. However, individual transcript sequences of the same gene can differ through naturally occurring variations (e.g. polymorphisms), each with its own valid existence. This clone is substantially in agreement with the reference, but a complete review of all prevailing variants is recommended prior to use. [More info](#)

**OTI Annotation:** This clone was engineered to express the complete ORF with an expression tag. Expression varies depending on the nature of the gene.

**Components:** The ORF clone is ion-exchange column purified and shipped in a 2D barcoded Matrix tube containing 10ug of transfection-ready, dried plasmid DNA (reconstitute with 100 ul of water).

**Reconstitution Method:**

1. Centrifuge at 5,000xg for 5min.
2. Carefully open the tube and add 100ul of sterile water to dissolve the DNA.
3. Close the tube and incubate for 10 minutes at room temperature.
4. Briefly vortex the tube and then do a quick spin (less than 5000xg) to concentrate the liquid at the bottom.
5. Store the suspended plasmid at -20°C. The DNA is stable for at least one year from date of shipping when stored at -20°C.

**RefSeq:** [NM\\_006466.2](#), [NP\\_006457.2](#)

**RefSeq Size:** 2177 bp

**RefSeq ORF:** 951 bp

**Locus ID:** 10621

**UniProt ID:** [Q9H1D9](#)

**Cytogenetics:** 20p11.23

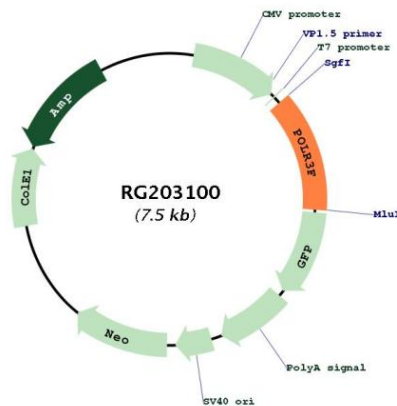
**Domains:** RNA\_pol\_Rpc34

**Protein Families:** Transcription Factors

**Protein Pathways:** Cytosolic DNA-sensing pathway, Metabolic pathways, Purine metabolism, Pyrimidine metabolism, RNA polymerase

**Gene Summary:** The protein encoded by this gene is one of more than a dozen subunits forming eukaryotic RNA polymerase III (RNA Pol III), which transcribes 5S ribosomal RNA and tRNA genes. This protein has been shown to bind both TFIIB90 and TBP, two subunits of RNA polymerase III transcription initiation factor IIB (TFIIB). Unlike most of the other RNA Pol III subunits, the encoded protein is unique to this polymerase. Alternative splicing results in multiple transcript variants. [provided by RefSeq, Sep 2013]

**Product images:**



Circular map for RG203100