OriGene Technologies, Inc.
9620 Medical Center Drive, Ste 200
Rockville, MD 20850, US
Phone: +1-888-267-4436
https://www.origene.com
techsupport@origene.com
EU: info-de@origene.com
CN: techsupport@origene.cn

Product datasheet for RG202756

CD69 (NM_001781) Human Tagged ORF Clone

Product data:

Product Type:	Expression Plasmids
Product Name:	CD69 (NM_001781) Human Tagged ORF Clone
Tag:	TurboGFP
Symbol:	CD69
Synonyms:	AIM; BL-AC/P26; CLEC2C; EA1; GP32/28; MLR-3
Mammalian Cell Selection:	Neomycin
Vector:	pCMV6-AC-GFP (PS100010)
E. coli Selection:	Ampicillin (100 ug/mL)

ORF Nucleotide Sequence:

```
>RG202756 representing NM_001781
Red=Cloning site Blue=ORF Green=Tags(s)

TTTTGTAATACGACTCACTATAGGGCGGCCGGGAATTCGTCGACTGGATCCGGTACCGAGGAGATCTGCC
GCCGCGATCGCC

ATGAGCTCTGAAAATTGTTTCGTAGCAGAGAACAGCTCTTTGCATCCGGAGAGTGGACAAGAAAATGATG
CCACCAGTCCCCATTTCTCAACACGTCATGAAGGGTCCTTCCAAGTTCCTGTCCTGTGTGCTGTAATGAA
TGTGGTCTTCATCACCATTTTAATCATAGCTCTCATTGCCTTATCAGTGGGCCAATACAATTGTCCAGGC
CAATACACATTCTCAATGCCATCAGACAGCCATGTTTCTTCATGCTCTGAGGACTGGGTTGGCTACCAGA
GGAAATGCTACTTTATTTCTACTGTGAAGAGGAGCTGGACTTCAGCCCAAAATGCTTGTTCTGAACATGG
TGCTACTCTTGCTGTCATTGATTCTGAAAAGGACATGAACTTTCTAAAACGATACGCAGGTAGAGAGGAA
CACTGGGTTGGACTGAAAAAGGAACCTGGTCACCCATGGAAGTGGTCAAATGGCAAAGAATTTAACAACT
GGTTCAACGTTACAGGGTCTGACAAGTGTGTTTTTCTGAAAAACACAGAGGTCAGCAGCATGGAATGTGA
GAAGAATTTATACTGGATATGTAACAAACCTTACAAA

ACGCGTACGCGGCCGCTCGAG - GFP Tag -  GTTTAA
```

Protein Sequence:

```
>RG202756 representing NM_001781
Red=Cloning site Green=Tags(s)

MSSENCFVAENSSLHPESGQENDATSPHFSTRHEGSFQVPVLCAVMNVVFITILIIALIALSVGQYNCPG
QYTFSMPSDSHVSSCSEDWVGYQRKCYFISTVKRSWTSAQNACSEHGATLAVIDSEKDMNFLKRYAGREE
HWVGLKKEPGHPWKWSNGKEFNNWFNVTGSDKCVFLKNTEVSSMECEKNLYWICNKPYK

TRTRPLE - GFP Tag -  V
```

Restriction Sites: SgfI-MluI

View online »

This product is to be used for laboratory only. Not for diagnostic or therapeutic use.
©2024 OriGene Technologies, Inc., 9620 Medical Center Drive, Ste 200, Rockville, MD 20850, US

Cloning Scheme:

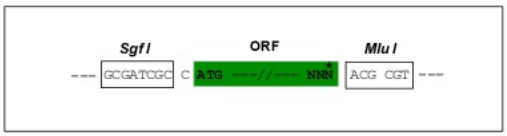

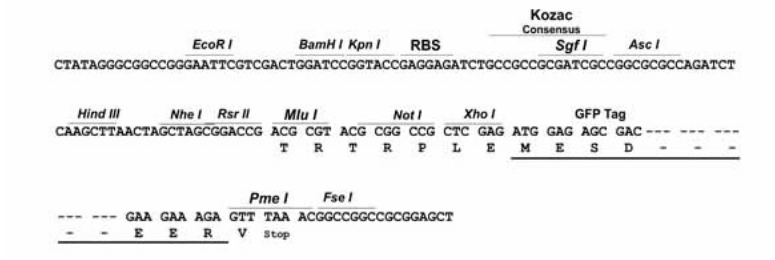

ACCN: NM_001781

ORF Size: 597 bp

OTI Disclaimer: Due to the inherent nature of this plasmid, standard methods to replicate additional amounts of DNA in E. coli are highly likely to result in mutations and/or rearrangements. Therefore, OriGene does not guarantee the capability to replicate this plasmid DNA. Additional amounts of DNA can be purchased from OriGene with batch-specific, full-sequence verification at a reduced cost. Please contact our customer care team at custsupport@origene.com or by calling 301.340.3188 option 3 for pricing and delivery.

The molecular sequence of this clone aligns with the gene accession number as a point of reference only. However, individual transcript sequences of the same gene can differ through naturally occurring variations (e.g. polymorphisms), each with its own valid existence. This clone is substantially in agreement with the reference, but a complete review of all prevailing variants is recommended prior to use. More info

OTI Annotation: This clone was engineered to express the complete ORF with an expression tag. Expression varies depending on the nature of the gene.

Components: The ORF clone is ion-exchange column purified and shipped in a 2D barcoded Matrix tube containing 10ug of transfection-ready, dried plasmid DNA (reconstitute with 100 ul of water).

Reconstitution Method:
1. Centrifuge at 5,000xg for 5min.
2. Carefully open the tube and add 100ul of sterile water to dissolve the DNA.
3. Close the tube and incubate for 10 minutes at room temperature.
4. Briefly vortex the tube and then do a quick spin (less than 5000xg) to concentrate the liquid at the bottom.
5. Store the suspended plasmid at -20°C. The DNA is stable for at least one year from date of shipping when stored at -20°C.

RefSeq: NM_001781.2

This product is to be used for laboratory only. Not for diagnostic or therapeutic use.
©2024 OriGene Technologies, Inc., 9620 Medical Center Drive, Ste 200, Rockville, MD 20850, US

RefSeq Size:	1702 bp
RefSeq ORF:	600 bp
Locus ID:	969
UniProt ID:	Q07108
Cytogenetics:	12p13.31
Domains:	CLECT
Protein Families:	Druggable Genome, ES Cell Differentiation/IPS, Transmembrane
Gene Summary:	This gene encodes a member of the calcium dependent lectin superfamily of type II transmembrane receptors. Expression of the encoded protein is induced upon activation of T lymphocytes, and may play a role in proliferation. Furthermore, the protein may act to transmit signals in natural killer cells and platelets. [provided by RefSeq, Aug 2011]

Product images:

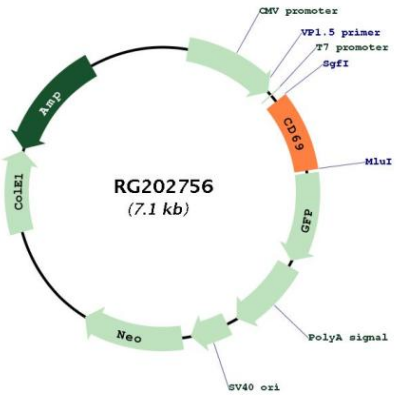

Circular map for RG202756

This product is to be used for laboratory only. Not for diagnostic or therapeutic use.
©2024 OriGene Technologies, Inc., 9620 Medical Center Drive, Ste 200, Rockville, MD 20850, US