

Product datasheet for RC240125

Lubricin (PRG4) (NM_001303232) Human Tagged ORF Clone

Product data:

Product Type:	Expression Plasmids
Product Name:	Lubricin (PRG4) (NM_001303232) Human Tagged ORF Clone
Tag:	Myc-DDK
Symbol:	PRG4
Synonyms:	CACP; HAPO; JCAP; MSF; SZP
Vector:	pCMV6-Entry (PS100001)
E. coli Selection:	Kanamycin (25 ug/mL)
Cell Selection:	Neomycin
ORF Nucleotide Sequence:	>RC240125 representing NM_001303232 Red=Cloning site Blue=ORF Green=Tags(s)

TTTTGTAATACGACTCACTATAGGGCGCCGGAATTCGTCGACTGGATCCGGTACCGAGGAGATCTGCC
GCC**CGATCGCC**

ATGGCATGGAAAACACTTCCCATTTACCTGTTGTTGCTGTCTGCTGTTTTCGTGATTGAGCAAGTTTCAT
CTCAAGATTTATCAAGCTGTGCAGGGAGATGTGGGAAGGGTATTCTAGAGATGCCACCTGCAACTGTGA
TTATAACTGTCAACACTACATGGAGTGTGCCCTGATTTCAAGAGAGTCTGCACTGCGGAGCTTTCTCTGT
AAAGGCCGCTGCTTTGAGTCCTTCGAGAGAGGGAGGGAGTGTGACTGCGACGCCCAATGTAAGAAGTATG
ACAAGTGCTGTCGGATTATGAGAGTTTCTGTGCAGAAGTGCATAATCCACATCACCACCATCTTCAAA
GAAAGCACCTCCACCTTCAGGAGCATCTCAAACATCAAATCAACAACCAAAACGTTACCCAAACCACCA
AACAGAAGAAGACTAAGAAAGTTATAGAATCAGAGGAAATAACAGAAGTAAAAGATAACAAGAAGAACA
GAACTAAAAGAAACCTACCCCAAAACCACAGTTGTAGATGAAGCTGGAAGTGGATTGGACAATGGTGA
CTTCAAGGTCACAACCTCTGACACGTCTACCACCAACACAATAAAGTCAGCACATCTCCAAGATCACA
ACAGCAAAACCAATAAATCCAGACCCAGTCTTCCACCTAATTCGATACATCTAAAGAGACGCTTTTGA
CAGTGAATAAAGAGACAACAGTTGAAACTAAAGAACTACTACAACAAATAAACAGACTTCAACTGATGG
AAAAGAGAAGACTACTTCCGCTAAAGAGACACAAGTATAGAGAAAACATCTGCTAAAGATTTAGCACCC
ACATCTAAAGTGCTGGCTAAACCTACACCCAAAGCTGAAACTACAACCAAGGCCCTGCTCTCACCACCTC
CCAAGGAGCCACGCCACCCTCCAAGGAGCCTGCATCTACCACCCAAAGAGCCACACCTACCAC
CATCAAGTCTGCACCCACCACCCCAAGGAGCCTGCACCCACCACCACCAAGTCTGCACCCACCACCTCCC
AAGGAGCCTGCACCCACCACCACCAAGGAGCCTGCACCCACCACCTCCAAGGAGCCTGCACCCACCACCA
CCAAGGAGCCTGCACCCACCACCACCAAGTCTGCACCCACCACCTCCAAGGAGCCTGCACCCACCACCC
CAAGAAGCCTGCCCAACTACCCCAAGGAGCCTGCACCCACCACCTCCAAGGAGCCTACACCCACCACCT
CCAAGGAGCCTGCACCCACCACCAAGGAGCCTGCACCCACCACCTCCAAGGAGCCTGCACCCACTGCC
CCAAGAAGCCTGCCCAACTACCCCAAGGAGCCTGCACCCACCACCTCCAAGGAGCCTGCACCCACCAC
CACAAGGAGCCTTACCCACCACCTCCAAGGAGCCTGCACCCACCACCACCAAGTCTGCACCCACCACCT
ACCAAGGAGCCTGCACCCACCACCTACCAAGTCTGCACCCACCACCTCCAAGGAGCCTTACCCACCACCA



CCAAGGAGCCTGCACCCACCACTCCAAGGAGCCTGCACCCACCACCCCAAGAAGCCTGCCCAACTAC
CCCCAAGGAGCCTGCACCCACCACTCCAAGGAACCTGCACCCACCACCACCAAGAAGCCTGCACCCACC
ACTCCAAAGAGCCTGCCCAACTACCCCAAGGAGACTGCACCCACCACCCCAAGAAGCTCACGCCCA
CCACCCCGAGAAGCTCGCACCCACCACCCTGAGAAGCCCGCACCCACCACCCCTGAGGAGCTCGCACC
CACCACCCTGAGGAGCCACACCCACCACCCTGAGGAGCCTGCTCCCACCACTCCAAGGCAGCGGT
CCCAACACCCCTAAGGAGCCTGCTCCAACTACCCCTAAGGAGCCTGCTCCAACTACCCCTAAGGAACC
CTCCAACTACCCCTAAGGAGACTGCTCCAACTACCCCTAAGGGACTGCTCCAACTACCCCTAAGGAACC
TGCACCCACTACTCCAAGAAGCCTGCCCAAGGAGCTTGCACCCACCACCACCAAGGAGCCACATCC
ACCACCTCTGACAAGCCCGCTCCAACTACCCCTAAGGGGACTGCTCCAACTACCCCTAAGGAGCCTGCTC
CAACTACCCCTAAGGAGCCTGCTCCAACTACCCCTAAGGGGACTGCTCCAACTACCCCTAAGGAACCTGC
ACCCACTACTCCAAGAAGCCTGCCCAAGGAGCTTGCACCCACCACCACCAAGGGGCCACATCCACC
ACCTCTGACAAGCCTGCTCCAACTACACCTAAGGAGACTGCTCCAACTACCCCAAGGAGCCTGCACCCA
CTACCCCAAGAAGCCTGCTCCAACTACTCTGAGACACCTCTCCAACCACTTCAGAGGCTCTACTCC
AACTACCACCAAGGAGCCTACCCTATCCACAAAAGCCCTGATGAATCAACTCTGAGCTTTCTGCAGAA
CCCACACCAAAAGCTCTTGAAAACAGTCCAAGGAACCTGGTGTACCTACAATAAGACTCTGCAGCGA
CTAAACCTGAAATGACTACAACAGCTAAAGACAAGACAACAGAAAAGAGACTTACGTACTACACCTGAAAC
TACAACCTGCTGCACCTAAGATGACAAAAGAGACAGCAACTACAACAGAAAAAACTACCGAATCCAAAATA
ACAGCTACAACCACACAAGTAACATCTACCACAACCTCAAGATACCACACCATTAAAATTAATACTCTTA
AAACAATACTCTTGACCCAAAGTAACATAACAACAAAAAGACAATACTACCCTGAGATTATGAACAA
ACCTGAAGAAACAGCTAAACCAAAAGACAGAGCTACTAATTCTAAAGCGACAACCTCTAAACCTCAAAG
CCAACCAAAAGCACCAAAAAACCACTTCTACCAAAAAGCCAAAAACAATGCCTAGAGTGAGAAAACCAA
AGAGCACCAACTCCCCGAAGATGACATCAACAATGCCAGAATTGAACCTACCTCAAGAATAGCAGA
AGCCATGCTCAAACCACCACCAGACCTAACCAAACTCAAACCTCAAACCTAGTTGAAGTAAATCCAAAG
AGTGAAGATGCAGGTGGTGTGAAGGAGAAACACCTCATATGCTTCTCAGGCCCATGTGTTTCATGCCTG
AAGTTACTCCCGACATGGATTACTTACCAGAGTACCCAATCAAGGCATTATCATCAATCCCATGCTTTC
CGATGAGACCAATATATGCAATGGTAAGCCAGTAGATGGACTGACTACTTTGCGCAATGGGACATTAGTT
GCATTCGAGGTCATTATTTCTGGATGCTAAGTCCATTAGTCCACCATCTCCAGCTCGCAGAATTACTG
AAGTTTGGGGTATTCCTTCCCCATTGATACTGTTTTTACTAGGTGCAACTGTGAAGGAAAAACTTTCTT
CTTTAAGGATTCTCAGTACTGGCGTTTTACCAATGATATAAAAGATGCAGGTACCCCAACCAATTTTC
AAAGGATTTGGAGGACTAACTGGACAAAAGTGGCAGCGCTTCAACAGCTAAATATAAGAACTGGCCTG
AATCTGTGATTTTTTCAAGAGAGGTGGCAGCATTAGCAGTATATTTATAAACAGGAACCTGTACAGAA
GTGCCCTGGAAGAAGCCTGCTCTAAATATCCAGTGTATGGAGAAACGACACAGGTTAGGAGACGTCGC
TTTGAACGTGCTATAGGACCTTCTCAAACACACACCATCAGAATTCAATATTCACCTGCCAGACTGGCTT
ATCAAGACAAAGGTGTCCTTCATAATGAAGTAAAGTGAGTATACTGTGGAGAGGACTTCCAATGTGGT
TACCTCAGCTATATCACTGCCAACATCAGAAAACCTGACGGCTATGATTACTATGCCTTTTCTAAAGAT
CAATACTATAACATTGATGTGCCTAGTAGAACAGCAAGAGCAATTACTACTCGTTCTGGGCAGACCTTAT
CCAAGTCTGGTACAACCTGTCCT

ACGCGTACGCGGCCGCTCGAGCAGAACTCATCTCAGAAGAGGATCTGGCAGCAAATGATATCCTGGATT
ACAAGGATGACGACGATAAGGTTTAA

Protein Sequence: >RC240125 representing NM_001303232
 Red=Cloning site Green=Tags(s)

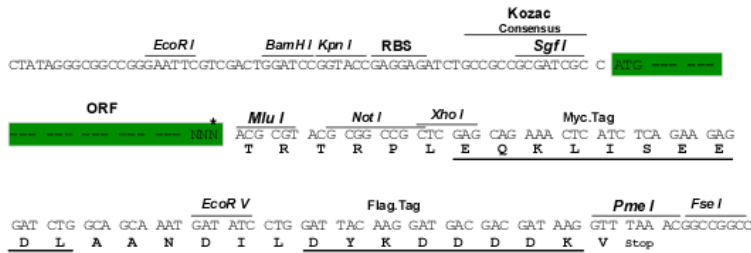
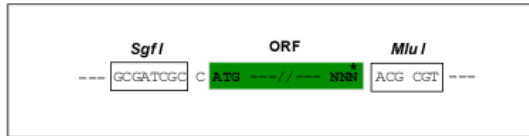
MAWKTLPIYLLLLLVFVIQQVSSQDLSSCAGRCGEGYSRDATCNCQHYMECCPDFKRVCTAELSC
 KGRCFESFERGRECDCAQCKKYDKCCPDYEFCAEVHNPTSPSSKKAPPPSGASQTIKSTTKRSPKPP
 NKKKTKKVIIESEEITEVKDNKKNRKTKKPTPKPPVVDEAGSGLDNGDFKVTTPDTSTTQHNVSTSPKIT
 TAKPINRPSLPPNSDTSKETSLSLVNKEETTVETKTTTTNKQSTDGKEKTTSAKETQSIKTSKADLAP
 TSKVLAKPTPKAETTTKGPALTTPKPTTPKPEASTTPKEPTTTIKSAPTTKPEPAPTTKSAPTTT
 KEPAPTTTKEPAPTTKPEPAPTTTKEPAPTTTKEPAPTTTKEPAPTTTKEPAPTTTKEPAPTTTKEPAPTTT
 PKEPAPTTKPEPAPTTKPEPAPTTKPEPAPTTKPEPAPTTTKEPAPTTTKEPAPTTTKEPAPTTTKEPAPTTT
 TKEPAPTTTKEPAPTTKPEPAPTTKPEPAPTTKPEPAPTTTKEPAPTTTKEPAPTTTKEPAPTTTKEPAPTTT
 TPKEPAPTTKETAPTTPKLTPTTPEKLAPTTPEKAPTTPEELAPTTPEEPTPTTPEEPAPTTPKAAA
 PNTPKPAPTTKPEPAPTTKPEPAPTTKETAPTTPKGTAPTTLKEPAPTTPKKPAPKELAPTTTKEPTS
 TTSKAPAPTTKGTAPTTKPEPAPTTKPEPAPTTKGTAPTTLKEPAPTTPKKPAPKELAPTTTKEPTS
 TSDKAPAPTTKETAPTTKPEPAPTTKPEPAPTTKPEPAPTTPEPAPTTSEVSTPTTTKEPTTIHKSPDESTPEL
 SAEPTPKALENSPKPEGVPTTKPAATKPEMTTAKDKTTERDLRTPETTTAAPKMKETATTEKTTESKI
 TATTTQVTSTTTQDTPFKITTLKTTTLAPKVTTKKITTTEIMNKPEETAAPKDRATNSKATTPKPKQ
 PTKAPKPTSTKKPKTMPRVRPKTTPTRKMTSTMPELNPTSRIAEAMLQTTTRPNQTPNSKLVVNP
 SEDAGGAEGETPHMLLRPHVFMPEVTPDMDYLPRVNPQGIINPMLSDETNICNGKPVGDLTTLRNGTLV
 AFRGHYFWMSPFSPPSPARRITEVWGIPSPIDTVFTRCNCEGKTFFFKDSQYWRFTNDIKDAGYKPIF
 KGFGLTGQIVAALSTAKYKNWPESVYFFKRGGSIQYIYKQEPVQKCPGRRPALNYPVYGETTQVRRRR
 FERAIGPSQHTHIRIQYSPARLAYQDKGVLHNEVKVSIILWRGLPNVVTSAISLPNIRKPDGYDYAFSKD
 QYINIDVPSRTARAITTRSGQTLKVVWYNCP

TRTRPLEQKLISEEDLAANDILDYKDDDDKV

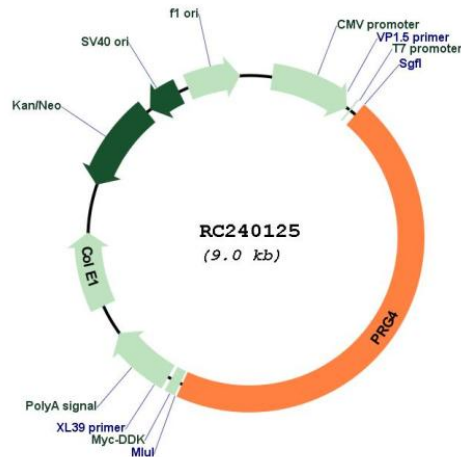
Restriction Sites:
 Cloning Scheme:

SgfI-MluI

Cloning sites used for ORF Shuttling:



* The last codon before the Stop codon of the ORF

Plasmid Map:


ACCN: NM_001303232

ORF Size: 4083 bp

OTI Disclaimer: The molecular sequence of this clone aligns with the gene accession number as a point of reference only. However, individual transcript sequences of the same gene can differ through naturally occurring variations (e.g. polymorphisms), each with its own valid existence. This clone is substantially in agreement with the reference, but a complete review of all prevailing variants is recommended prior to use. [More info](#)

OTI Annotation: This clone was engineered to express the complete ORF with an expression tag. Expression varies depending on the nature of the gene.

Components: The ORF clone is ion-exchange column purified and shipped in a 2D barcoded Matrix tube containing 10ug of transfection-ready, dried plasmid DNA (reconstitute with 100 ul of water).

Reconstitution Method:

1. Centrifuge at 5,000xg for 5min.
2. Carefully open the tube and add 100ul of sterile water to dissolve the DNA.
3. Close the tube and incubate for 10 minutes at room temperature.
4. Briefly vortex the tube and then do a quick spin (less than 5000xg) to concentrate the liquid at the bottom.
5. Store the suspended plasmid at -20°C. The DNA is stable for at least one year from date of shipping when stored at -20°C.

RefSeq: [NM_001303232.2](#)

RefSeq Size: 4921 bp

RefSeq ORF: 4086 bp

Locus ID: 10216

UniProt ID: [Q92954](#)

Cytogenetics: 1q31.1

MW: 146.9 kDa

Gene Summary: The protein encoded by this gene is a large proteoglycan that is synthesized by chondrocytes located at the surface of articular cartilage and by some synovial lining cells. This protein contains both chondroitin sulfate and keratan sulfate glycosaminoglycans. It functions as a boundary lubricant at the cartilage surface and contributes to the elastic absorption and energy dissipation of synovial fluid. Mutations in this gene result in camptodactyly-arthropathy-coxa vara-pericarditis syndrome. Alternative splicing results in multiple transcript variants. [provided by RefSeq, Dec 2014]