

## Product datasheet for **RC240117**

### **PITPNM2 (NM\_001300801) Human Tagged ORF Clone**

#### Product data:

Product Type:	Expression Plasmids
Product Name:	PITPNM2 (NM_001300801) Human Tagged ORF Clone
Tag:	Myc-DDK
Symbol:	PITPNM2
Synonyms:	NIR-3; NIR3; RDGB2; RDGBA2
Vector:	pCMV6-Entry (PS100001)
E. coli Selection:	Kanamycin (25 ug/mL)
Cell Selection:	Neomycin
ORF Nucleotide Sequence:	>RC240117 representing NM_001300801 Red=Cloning site Blue=ORF Green=Tags(s)

TTTTGTAATACGACTCACTATAGGGCGCCGGAATTCGTCGACTGGATCCGGTACCGAGGAGATCTGCC  
GCC**CGATCGCC**

ATGATTATAAAGGAATATCGGATTCCTCTGCAATGACCGTGGAGGAGTACCGCATGCCAGCTGTACA  
TGATACAGAAGAAGAGCCGTAACGAGACATATGGCGAAGGCAGCGCGTGGAGATCCTGGAGAACCAGCC  
GTACACAGATGCCAGGCGGCTCTGGGCAGTACACACAAGGTGTATCATGTGGGCATGCACATTCCC  
AGCTGGTTCGGCTCCATCCTGCCAAGGCAGCCCTGCGGGTGGTGGAGGAGTCTTGAATGCCTACCCCT  
ACACCCGAACCAGGTTCACTGTCTTTCTGCGGAGAAATCTCCATCGACATTGAAACCTTTTATAAAAC  
TGATGCTGGAGAAAACCCGACGTGTTCAACCTCTCTCTGTGGAAAAGAACCAGCTGACAAATCGACTTC  
ATCGACATTGTCAAAGACCCTGTGCCCCACAACGAGTAAAGACAGAAGAGGACCCCAAGCTGTTCCAGT  
CAACCAAGACCCAGCGGGGGCCCTGTCCGAGAACTGGATCGAGGAGTACAAGAAGCAGGCTTCCCCAT  
CATGTGCGCATAACAAGCTCTGCAAGGTGGAGTTCGGCTACTGGGGCATGCAGTCCAAGATCGAGAGGTT  
ATCCACGACCCGACTACGGAGGGTATGGTGCGGCTCACCGCAGGCCTGGTGTGGCAGGACGAGT  
GGTATGGGCTGAGCATGGAGAACATCCGGGAGCTGGAGAAGGAGGCACAGCTCATGCTTTCCCGTAAGAT  
GGCCAGTTCAATGAGGATGGTGGAGGAGCCACTGAGCTCGTCAAGCACGAAGCCGCTCCGAGACCAGACC  
TCTGGGGAGCCCGGAGCCAGCAGCAGCAATGGGGAGCCCTAGTGGGGCGGGCCTCAAGAAACAGT  
GGTCCACATCCTCCAAGTCGTCTCGGTCTCAAGCGGGAGCGAGTCTTCCCGCCACAGCATCTCAGA  
GTGGAGGATGCAGAGTATTGCCAGGACTCGGATGAGAGCTCAGATGATGAGTCTTCGATGCGCACGAG  
GACCTGTCCGACACAGAGGAAATGTTCCCCAAGGACATCACCAAGTGGAGCTCCAATGACCTCATGGACA  
AGATCGAGAGCCAGAGCCGAAGACACACAAGATGGTCTGTACCGCCAGGGTCCCCTGAGTTCAGGGT  
GGCCTCCAGTGTGGAGCAGCTGAACATCATAGAGGACGAGTTAGCCAGCCGCTGGCTGCACCGCCCTCC  
AAGATCCACGTGCTGCTACTGGTGTGCACGGAGGCACCATCCTGGACACAGGCGCCGGGACCCAGCT  
CCAAGAAGGGCGATGCTAACACCATCGCAACGTGTTGACACCGTCAATGCGCGTCACTACCCAGCGC  
CCTGGGCCGCTTGCATCCGCCTGGTGCCTGCCCGCCGCTGCTCTGACGCCTTTGCCCTGGTCTCC  
AACCTCAGCCCTACAGCCATGACGAAGGCTGTCTGTCCAGCAGTCAAGACCACATTCCCCTGGTCC



TCCCCCTGCTGGCCACCTCCTCCCCCAGTACCAGGAGGCAGTTGCCACAGTGATTACAGCGAGCCAACCT  
TGCCTATGGGGACTTCATCAAGTCCCAGGAGGGCATGACCTTCAATGGGCAGGTCTGCCTGATTGGGGAC  
TGGCTCGGGGGCATCCTGGCATTGATGCCCTGTGCTACAGTAACCAGCCGGTGTCTGAGAGTCAGAGCA  
GCAGCCGCCGGGGCAGCGTGGTCAGCATGCAGGACAATGACCTGCTGTCCCCGGGCATCCTGATGAATGC  
AGCACACTGCTGCGGTGGTGGCGGTGGCGGGTGGCGGTGGTGGCAGCAGTGGTGGTGGCAGTAGT  
GGTGGCTCCAGCCTGGAGAGCAGTCGGCACCTGAGCCGAAGCAACGTGCACATCCCCCGCAGCAACGGCA  
CTGAGGACCCCAAAGGCAACTGCCCCGCAAGAGGAGCGACTCATCCACCTACGAGCTGGATACCATCCA  
GCAGACCAGGCCCTTCTGTCCAGCCTCCATGCCAGCGTGTGAGGACTGAGCCCTGCTCACGCCATTCC  
AGCAGCTCCACCATGCTGGATGGCACAGGTGCCCTGGGCAGGTTTGACTTTGAGATCACCGACCTCTTCC  
TCTTCGGGTGCCCGTGGGGCTGGTCTGGCCTTGAGGAAGACTGTCATCCCAGCCCTGGATGTTTTCCA  
GCTGCGGCCGGCCTGCCAGCAAGTCTACAACCTTCCACCCCGCGGACCCGTCAGCTTCACGCCTGGAG  
CCGCTGCTGGAACGGCGCTTTCACGCCCTGCCGCCTTTCAGCGTCCCCGCTACCAACGCTACCCGCTGG  
GGGATGGTGTCTCCAGCTGCTGGTCGAGACCGTGCAGAGAAACCCTGAGCTGGTCTGGAGGGCGGCC  
CCTGGCCCCTCTCCCCACGGGGACGGCTTCTGAAACCAGTATGCCTGTTCCCGGCCACCTGGCAA  
GACGGGCCCCCGGGCTGTGCCGAGTCGGATGTGCTCCAGACCACAATGCAGCCTTCCAAGAGCATG  
GGCCCCCTCCTCGCCGGGCACTGCCCTGCCAGTCGTGGCTTCCGCCGAGCCAGTGAGATCAGCATCGC  
CAGCCAGGTGTCAGGCATGGCTGAGAGCTACACGGCATCCAGCATCGCCAGATCGCTGCAAAGTGGTGG  
GGCCAGAAGCGGATCGACTACGCCCTGTACTGCCCTGACGCCCTCACGGCCTTCCCCACGGTGGCTCTGC  
CTCACCTTTCACGCCAGCTACTGGGAGTCAACAGACGTGGTCTCCTTCTGCTGAGACAGGTCATGAG  
GCATGACAACCTCCAGCATCTTGGAGCTGGATGGCAAGGAAGTGTGGTGTTCACCCCTCAAAGCCAAGG  
GAGAAGTGGCAGCGCAAGCGGACCCACGTGAAGCTGCGGAACGTGACGGCCAACCACCGGATCAATGATG  
CCCTTGCCAAATGAGGACGGCCCCAGGTTCTGACGGGCAGGTTTATGATGAGGCCCCGGACATGGTCA  
CCTGACTGGGGAGAAGGTGGATGTGCACATCATGACCCAGCCGCCCTCAGGCGAGTGGCTTACCTGGAT  
ACGCTGGTGACCAACAACAGTGGGCGTGTCTCCTACACCATCCCTGAGTCGCACCCGCTGGGCGTGGGTG  
TCTACCCTATCAAGATGGTGGTCAAGGGAGACCACGTTTGCCGACAGCTACATCACCGTGTGCCCAA  
GGGCACAGAGTTCGTGGTCTTACGATCGACGGTTCCTTTGCCGCTAGCGTGTCCATCATGGGCAGCGAC  
CCCAAGGTGCGGGCCGGGCGGTGGACGTGGTGGCAGTGGCAGGACCTGGGCTACCTCATCATCTACG  
TGACGGGCGGCCGACATGCAGAAGCAGCGGGTGGTGGCGTGGCTGGCCAGCACAACCTCCCCATGG  
CGTGGTGTCTTCTGTGACGGCCTGGTGCATGACCCGCTGCGGCACAAGGCCAATCTCTGAAGCTGCTC  
ATCTCCGAGCTGCACCTGCGCGTGCACGGCCTATGGCTCCACCAAGGACGTGGCGGTGTACAGCGCCA  
TTAGCCTGTCCCCATGCAGATCTACATCGTGGGCCGGCCACCAAGAAGCTGCAGCAGCAGTGCCAGTT  
CATCACGGATGGCTACCGGGCCACCTGGCGCAGCTGAAGTACAGCCACCGGGCGCGGCCGCTCGCAAC  
ACGGCCACCCGCATGGCGCTGCGCAAGGGCAGTTCGGCCTGCCCGCCAGGGCGACTTCTGCGTCCC  
GGAACCACCTGCTTCGCACCATCTCGGCCAGCCAGCGGGCCAGCCACCGGCACGAGCGGACACAGAG  
CCAGGCGGATGGCGAGCAGCGGGCCAGCGCAGCATGAGTGTGGCGGCGGCTGTGGGGCCGCGCCATG  
ACTGGCCGCTGGAGCCGGGGCAGCCGCGGGCCCAAG

ACGCGTACGCGGGCGCTCGAGCAGAACTCATCTCAGAAGAGGATCTGGCAGCAAATGATATCCTGGATT  
ACAAGGATGACGACGATAAGGTTTAA

**Protein Sequence:** >RC240117 representing NM\_001300801  
 Red=Cloning site Green=Tags(s)

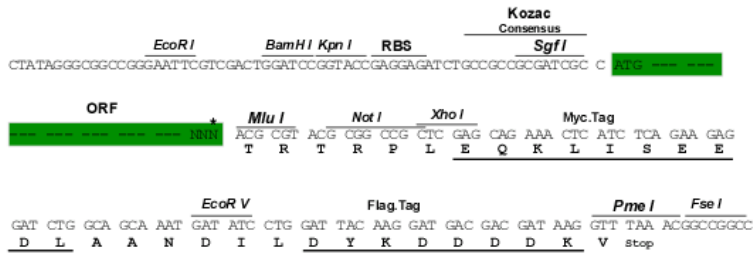
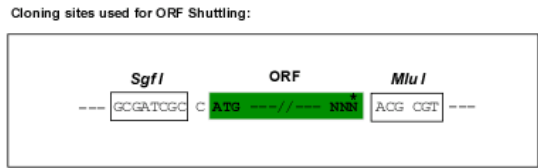
```

  MIIKEYRIPLPMTVEEYRIAQLYMIQKKSERNETYGEGSGVEILENRPYTDGPGGSGQYTHKVVYHGMHIP
  SWFRSILPKAALRVVEESWNAYPYTRTRFTCPFVEKFSIDIETFYKTDAGENPDVFNLSPEKNQLTIDF
  IDIVKDPVPHNEYKTEEDPKLFQSTKTQRGPLSENWIEEYKKQVFPIMCAYKLCCKVEFRYWGMSKIERF
  IHDTGLRRVMVRAHRQAWCWQDEWYGLSMENIRELEKEAQLMLSRKMAQFNEDGEEATELVKHEAVSDQT
  SGEPPEPSSSNGEPLVGRGLKKQWSTSSKSSRSKRASPSRHSISEWRMQSIARDSDESSDDEFDAHE
  DLSDETEEMFKDITKSSNDLMDKIESPEPEDTQDGLYRQGAPEFRVASSVEQLNIEDEVSQPLAAPP
  KIHVLLLVLHGGLDGTGAGDPSSKKG DANTIANVFDTVMRVHYPSALGRLAIRLVPCPPVCSDAFALVS
  NLSPYSHDEGCLSSSQDHPLAALPLLATSSPQYQEA VATVIQRANLAYGDFIKSQEGMTFNGQVCLIGD
  CVGGILAFDALCYSNQPVSESSSSRRGSVSMQDNLLSPGILMNAHCCGGGGGGGGGSGGGGSS
  GGSLESSRHLRSNV DIPRSNGTEDPKRQLPRKRS DSSTYELDTIQHQAF LSSLHASVLRTEPCSRHS
  SSSTMLDGTGALGRDFEITDLFLGCGPLGLVALRKTVIPALDVFLRACQVYVNL FHPADPSASRLE
  PLLERRFHALLPPFSVPRYQRYPLGDCSTLLVETVQRNPELVLEGGPLAPLPHGDGFLET SMPVPAPT
  WQDGPRPGCAESDVLQTHNAAFQEHGAPSSPGTAPASRGFRRASEISIASQVSGMAESYTASSIAQIAAKW
  GQKRIDYALYCPDALTAFPTVALPHLFHASYWESTDVVSFLLRQVMRHNSSILELDGKEVS VFTPSKPR
  EKWQRKRTHVKL RNV TANHRINDALANEDGPQVLTGRFMYGPLDMVTLTGEKVDVHIMTQPPSGEWL
  YLDTLVTNNSGRVSYTIPESHRLG VGVYPIKMMVVRGDHTFADSYITVLPKGTEFVVF SIDGSF
  AASVSIMGSDPKVRAGAVDVVRHWQDLG YLIIYVTGRPDMQKQVVAWLAQHNFPHG VVS FCDGL
  VHDPLRHKANFLKLLISELHLRVHAA YGSTKDVAVYSAISLSPMQIYIVGRPTK LQQCQF
  ITDGYAAHLAQLKYSHRRARPARN TATRMALRKG SFG L PGQDFLRSRNHLLRTISAQP
  SGP SHRHERTQS QADGEQRGQRSMSVAAGCWGRAM TGRLEPGAAAGPK
  
```

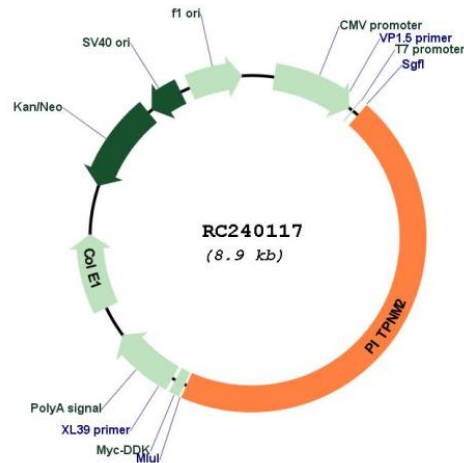
TRTRPLEQKLISEEDLAANDILDYKDDDDKV

**Restriction Sites:**  
**Cloning Scheme:**

SgfI-MluI



\* The last codon before the Stop codon of the ORF

**Plasmid Map:**


**ACCN:** NM\_001300801

**ORF Size:** 4029 bp

**OTI Disclaimer:** The molecular sequence of this clone aligns with the gene accession number as a point of reference only. However, individual transcript sequences of the same gene can differ through naturally occurring variations (e.g. polymorphisms), each with its own valid existence. This clone is substantially in agreement with the reference, but a complete review of all prevailing variants is recommended prior to use. [More info](#)

**OTI Annotation:** This clone was engineered to express the complete ORF with an expression tag. Expression varies depending on the nature of the gene.

**Components:** The ORF clone is ion-exchange column purified and shipped in a 2D barcoded Matrix tube containing 10ug of transfection-ready, dried plasmid DNA (reconstitute with 100 ul of water).

**Reconstitution Method:**

1. Centrifuge at 5,000xg for 5min.
2. Carefully open the tube and add 100ul of sterile water to dissolve the DNA.
3. Close the tube and incubate for 10 minutes at room temperature.
4. Briefly vortex the tube and then do a quick spin (less than 5000xg) to concentrate the liquid at the bottom.
5. Store the suspended plasmid at -20°C. The DNA is stable for at least one year from date of shipping when stored at -20°C.

**RefSeq:** [NM\\_001300801.1](#), [NP\\_001287730.1](#)

**RefSeq Size:** 6797 bp

**RefSeq ORF:** 4032 bp

**Locus ID:** 57605

**UniProt ID:** [Q9BZ72](#)

**Cytogenetics:** 12q24.31

**Protein Families:** Druggable Genome

**MW:** 148.9 kDa

**Gene Summary:** PITPNM2 belongs to a family of membrane-associated phosphatidylinositol transfer domain-containing proteins that share homology with the Drosophila retinal degeneration B (rdgB) protein (Ocaka et al., 2005 [PubMed 15627748]).[supplied by OMIM, Mar 2008]