

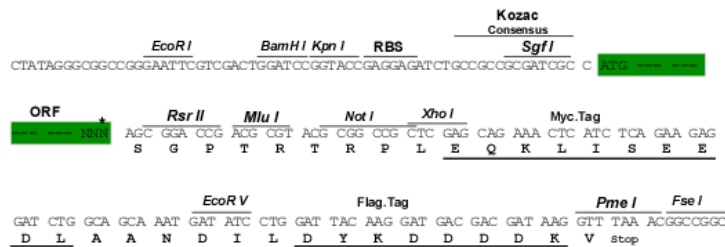
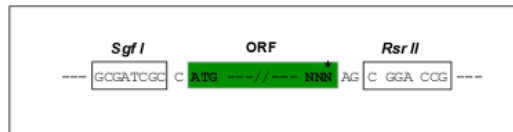
Product datasheet for RC240091

MCAF1 (ATF7IP) (NM_181352) Human Tagged ORF Clone

Product data:

Product Type:	Expression Plasmids
Product Name:	MCAF1 (ATF7IP) (NM_181352) Human Tagged ORF Clone
Tag:	Myc-DDK
Symbol:	MCAF1
Synonyms:	AM; ATF-IP; MCAF; MCAF1; p621
Mammalian Cell Selection:	Neomycin
Vector:	pCMV6-Entry (PS100001)
E. coli Selection:	Kanamycin (25 ug/mL)
Restriction Sites:	Sgfl-RsrII
Cloning Scheme:	

Cloning sites used for ORF Shuttling:



* The last codon before the Stop codon of the ORF

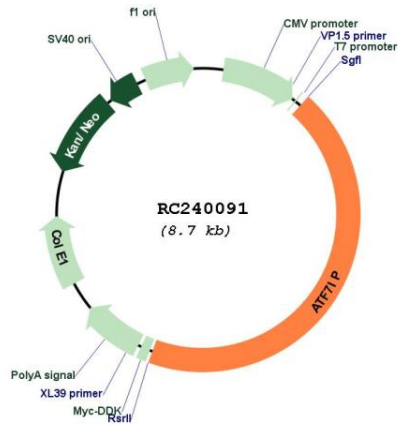
ACCN:	NM_181352
ORF Size:	3834 bp



[View online >](#)

OTI Disclaimer:	The molecular sequence of this clone aligns with the gene accession number as a point of reference only. However, individual transcript sequences of the same gene can differ through naturally occurring variations (e.g. polymorphisms), each with its own valid existence. This clone is substantially in agreement with the reference, but a complete review of all prevailing variants is recommended prior to use. More info
OTI Annotation:	This clone was engineered to express the complete ORF with an expression tag. Expression varies depending on the nature of the gene.
Components:	The ORF clone is ion-exchange column purified and shipped in a 2D barcoded Matrix tube containing 10ug of transfection-ready, dried plasmid DNA (reconstitute with 100 ul of water).
Reconstitution Method:	<ol style="list-style-type: none">1. Centrifuge at 5,000xg for 5min.2. Carefully open the tube and add 100ul of sterile water to dissolve the DNA.3. Close the tube and incubate for 10 minutes at room temperature.4. Briefly vortex the tube and then do a quick spin (less than 5000xg) to concentrate the liquid at the bottom.5. Store the suspended plasmid at -20°C. The DNA is stable for at least one year from date of shipping when stored at -20°C.
RefSeq:	NM_181352.2
RefSeq Size:	9019 bp
RefSeq ORF:	3837 bp
Locus ID:	55729
UniProt ID:	Q6VMQ6
Cytogenetics:	12p13.1
Protein Families:	Transcription Factors
MW:	137.9 kDa
Gene Summary:	ATF7IP is a multifunctional nuclear protein that associates with heterochromatin. It can act as a transcriptional coactivator or corepressor depending upon its binding partners (summary by Liu et al., 2009 [PubMed 19106100]).[supplied by OMIM, Nov 2010]

Product images:



Circular map for RC240091