

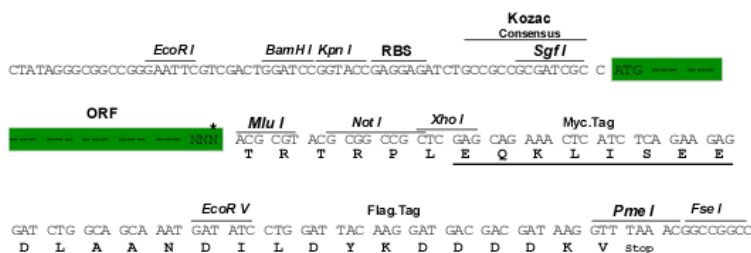
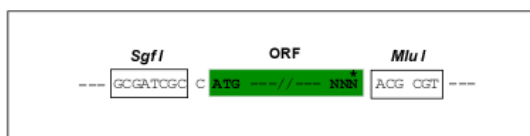
Product datasheet for RC239078

Pericentrin 1 (NUP85) (NM_001303276) Human Tagged ORF Clone

Product data:

Product Type:	Expression Plasmids
Product Name:	Pericentrin 1 (NUP85) (NM_001303276) Human Tagged ORF Clone
Tag:	Myc-DDK
Symbol:	Pericentrin 1
Synonyms:	FROUNT; NPHS17; Nup75
Mammalian Cell Selection:	Neomycin
Vector:	pCMV6-Entry (PS100001)
E. coli Selection:	Kanamycin (25 ug/mL)
Restriction Sites:	SgfI-MluI
Cloning Scheme:	

Cloning sites used for ORF Shuttling:



* The last codon before the Stop codon of the ORF

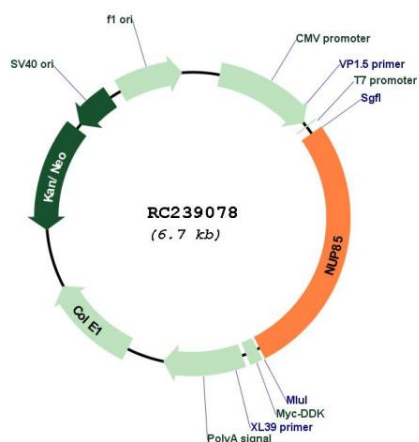
ACCN:	NM_001303276
ORF Size:	1830 bp



[View online »](#)

OTI Disclaimer:	The molecular sequence of this clone aligns with the gene accession number as a point of reference only. However, individual transcript sequences of the same gene can differ through naturally occurring variations (e.g. polymorphisms), each with its own valid existence. This clone is substantially in agreement with the reference, but a complete review of all prevailing variants is recommended prior to use. More info
OTI Annotation:	This clone was engineered to express the complete ORF with an expression tag. Expression varies depending on the nature of the gene.
Components:	The ORF clone is ion-exchange column purified and shipped in a 2D barcoded Matrix tube containing 10ug of transfection-ready, dried plasmid DNA (reconstitute with 100 ul of water).
Reconstitution Method:	<ol style="list-style-type: none"> 1. Centrifuge at 5,000xg for 5min. 2. Carefully open the tube and add 100ul of sterile water to dissolve the DNA. 3. Close the tube and incubate for 10 minutes at room temperature. 4. Briefly vortex the tube and then do a quick spin (less than 5000xg) to concentrate the liquid at the bottom. 5. Store the suspended plasmid at -20°C. The DNA is stable for at least one year from date of shipping when stored at -20°C.
Note:	Plasmids are not sterile. For experiments where strict sterility is required, filtration with 0.22um filter is required.
RefSeq:	NM_001303276.1 , NP_001290205.1
RefSeq Size:	2285 bp
RefSeq ORF:	1833 bp
Locus ID:	79902
UniProt ID:	Q9BW27
Cytogenetics:	17q25.1
MW:	70.2 kDa
Gene Summary:	This gene encodes a protein component of the Nup107-160 subunit of the nuclear pore complex. Nuclear pore complexes are embedded in the nuclear envelope and promote bidirectional transport of macromolecules between the cytoplasm and nucleus. The encoded protein can also bind to the C-terminus of chemokine (C-C motif) receptor 2 (CCR2) and promote chemotaxis of monocytes, thereby participating in the inflammatory response. Alternative splicing results in multiple transcript variants. [provided by RefSeq, Dec 2014]

Product images:



Circular map for RC239078