

Product datasheet for **RC238216**

Retinoid X Receptor alpha (RXRA) (NM_001291920) Human Tagged ORF Clone

Product data:

Product Type:	Expression Plasmids
Product Name:	Retinoid X Receptor alpha (RXRA) (NM_001291920) Human Tagged ORF Clone
Tag:	Myc-DDK
Symbol:	RXRA
Synonyms:	NR2B1
Vector:	pCMV6-Entry (PS100001)
E. coli Selection:	Kanamycin (25 ug/mL)
Cell Selection:	Neomycin
ORF Nucleotide Sequence:	>RC238216 representing NM_001291920 Red=Cloning site Blue=ORF Green=Tags(s)

TTTTGTAATACGACTCACTATAGGGCGCCGGAATTCGTCGACTGGATCCGGTACCGAGGAGATCTGCC
GCC**GCGATCGCC**

ATGGCTGCCCCCTCGCTGCACCCGTCCTGGGGCCTGGCATCGGCTCCCCGGGACAGCTGCATTCTCCCA
TCAGCACCTGAGCTCCCCATCAACGGCATGGGCCCGCCTTTCTCGGTCATCAGCTCCCCATGGGCC
CCACTCCATGTCGGTGCCACCACCCACCCTGGGCTTCAGCACTGGCAGCCCCAGCTCAGCTCACCT
ATGAACCCCGTCAGCAGCAGCGAGGACATCAAGCCCCCTGGGCTCAATGGCGTCCTCAAGTCCCCG
CCCACCCCTCAGGAAACATGGCTTCCTTACCAAGCACATCTGCGCCATCTGCGGGGACCGCTCCTCAGG
CAAGCACTATGGAGTGTACAGCTGCGAGGGGTGCAAGGGCTTCTTCAAGCGGACGGTGCGCAAGGACCTG
ACCTACACCTGCCGCGACAACAAGGACTGCCTGATTGACAAGCGGAGCGGAACCGGTGCCAGTACTGCC
GCTACCAGAAGTGCCTGGCCATGGGCATGAAGCGGAAGCCGTGCAGGAGGAGCGGCAGCGTGGCAAGGA
CCGGAACGAGAATGAGGTGGAGTCGACCAGCAGCGCAACGAGGACATGCCGGTGGAGAGGATCCTGGAG
GCTGAGCTGGCCGTGGAGCCCAAGACCGAGACCTACGTGGAGGCAACATGGGGCTGAACCCAGCTCGC
CGAACGACCTGTCACCAACATTTGCCAAGCAGCCGACAACAGCTTTTACCCTGGTGGAGTGGGCCAA
GCGGATCCACACTTCTCAGAGCTGCCCTGGACGACCAGGTATCCTGCTGCGGGCAGGCTGGAATGAG
CTGCTCATCGCCTCCTTCTCCCACCGCTCCATCGCCGTGAAGGACGGGATCCTCCTGGCCACCGGCTGC
ACGTCCACCGGAACAGCGCCACAGCGCAGGGGTGGGCGCCATCTTTGACAGGGTGTGACGGAGTTGT
GTCCAAGATGCGGGACATGCAGATGGACAAGACGGAGCTGGGCTGCCTGCGCGCCATCGTCTTTAAAC
CCTGACTCCAAGGGCTCTCGAACCCGGCCGAGGTGGAGGCGCTGAGGGAGAAGTCTATGCGTCTTTGG
AGGCTACTGCAAGCACAAGTACCCAGAGCAGCCGGAAGGTTGCTAAGCTCTTCTCGCCTGCCGGC
TCTGCGCTCCATCGGGCTCAAATGCCTGGAACATCTTCTTCTTCAAGCTCATCGGGGACACCCATT
GACACCTCCTTATGGAGATGCTGGAGGCGCCGACCAAAATGACT

ACGCGTACGCGGCCGCTCGAGCAGAACTCATCTCAGAAGAGGATCTGGCAGCAAATGATATCCTGGATT
ACAAGGATGACGACGATAAGGTTTAA



[View online »](#)

Protein Sequence: >RC238216 representing NM_001291920
 Red=Cloning site Green=Tags(s)

MAAPSLHPSLPGIGSPGQLHSPISTLSSPINGMGPFFSVISSPMGPHSMSVPTTPTLGFSTGSPQLSSP
 MNPVSSSEDIKPLGLNGVLKVP AHP SGNMASFTKHICAI CGDRSSGKHYGVYSCEGCKGFFKRTVRKDL
 TYTCRDNDKDLIDKRQRNRCQYCRYQKCLAMGMKREAVQEERQRGKDRNENEVESTSSANEDMPVERILE
 AELAVEPKTETYVEANMGLNPSSPNDPVTNICOAADKQLFTLVEWAKRIPHFSELPLDDQVILLRAGWNE
 LLIASFSHRISIAVKDGILLATGLHVHRNSAHSAGVGAIFDRVLTSLVSKMRDMQMDKTELGLRAIVLFN
 PDSKGLSNPAEVEALREKVYASLEAYCKHKYPEQGRFAKLLRLPALRSIGLKCLEHLFFFKLIGDTPI
 DTFMEMLEAPHQMT

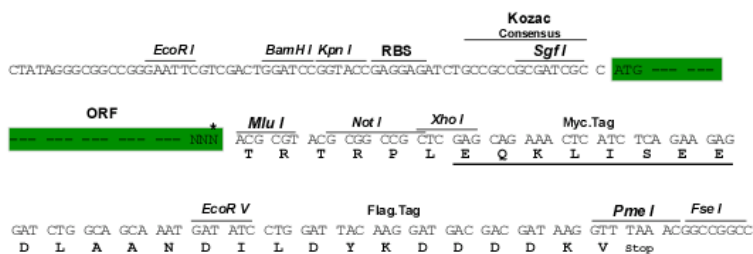
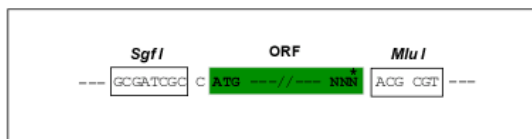
TRTRPLEQKLISEEDLAANDILDYKDDDDKV

Restriction Sites:

Sgfl-MluI

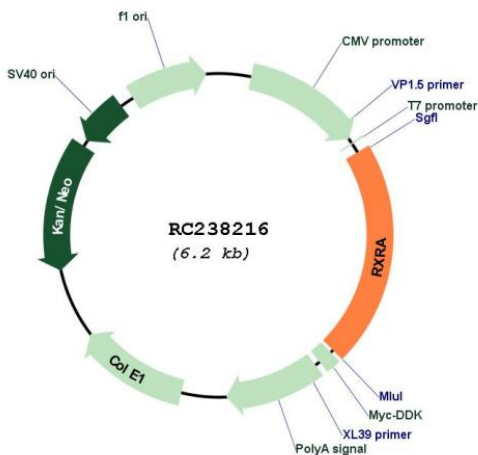
Cloning Scheme:

Cloning sites used for ORF Shuttling:



* The last codon before the Stop codon of the ORF

Plasmid Map:



ACCN:

NM_001291920

ORF Size:	1305 bp
OTI Disclaimer:	The molecular sequence of this clone aligns with the gene accession number as a point of reference only. However, individual transcript sequences of the same gene can differ through naturally occurring variations (e.g. polymorphisms), each with its own valid existence. This clone is substantially in agreement with the reference, but a complete review of all prevailing variants is recommended prior to use. More info
OTI Annotation:	This clone was engineered to express the complete ORF with an expression tag. Expression varies depending on the nature of the gene.
Components:	The ORF clone is ion-exchange column purified and shipped in a 2D barcoded Matrix tube containing 10ug of transfection-ready, dried plasmid DNA (reconstitute with 100 ul of water).
Reconstitution Method:	<ol style="list-style-type: none"> 1. Centrifuge at 5,000xg for 5min. 2. Carefully open the tube and add 100ul of sterile water to dissolve the DNA. 3. Close the tube and incubate for 10 minutes at room temperature. 4. Briefly vortex the tube and then do a quick spin (less than 5000xg) to concentrate the liquid at the bottom. 5. Store the suspended plasmid at -20°C. The DNA is stable for at least one year from date of shipping when stored at -20°C.
RefSeq:	NM_001291920.1 , NP_001278849.1
RefSeq Size:	6202 bp
RefSeq ORF:	1308 bp
Locus ID:	6256
Cytogenetics:	9q34.2
Protein Families:	Druggable Genome, Nuclear Hormone Receptor, Transcription Factors
Protein Pathways:	Adipocytokine signaling pathway, Non-small cell lung cancer, Pathways in cancer, PPAR signaling pathway, Small cell lung cancer, Thyroid cancer
MW:	48.4 kDa
Gene Summary:	Retinoid X receptors (RXRs) and retinoic acid receptors (RARs) are nuclear receptors that mediate the biological effects of retinoids by their involvement in retinoic acid-mediated gene activation. These receptors function as transcription factors by binding as homodimers or heterodimers to specific sequences in the promoters of target genes. The protein encoded by this gene is a member of the steroid and thyroid hormone receptor superfamily of transcriptional regulators. Alternative splicing of this gene results in multiple transcript variants. [provided by RefSeq, May 2014]