

## Product datasheet for **RC237073**

### Prohibitin (PHB) (NM\_001281715) Human Tagged ORF Clone

#### Product data:

Product Type:	Expression Plasmids
Product Name:	Prohibitin (PHB) (NM_001281715) Human Tagged ORF Clone
Tag:	Myc-DDK
Symbol:	Prohibitin
Synonyms:	HEL-215; HEL-S-54e; PHB1
Mammalian Cell Selection:	Neomycin
Vector:	pCMV6-Entry (PS100001)
E. coli Selection:	Kanamycin (25 ug/mL)
ORF Nucleotide Sequence:	>RC237073 ORF sequence Red=Cloning site Blue=ORF Green=Tags(s)

TTTTGTAATACGACTCACTATAGGGCGGCCGGAATTCGTCGACTGGATCCGGTACCGAGGAGATCTGCC  
GCC**CGATCGCC**

RCATGGCTGCCAAAGTGTGGAGTCCATTGGCAAGTTGGCCTGGCCTTAGCTGTTGCAGGAGGCGTGGT  
GAACTCTGCCTTATAATGTGGATGCTGGGCACAGAGCTGTCATCTTTGACCGATTCGGTGGAGTGCAG  
GACATTGTGGTAGGGGAAGGGACTATTTCTCATCCCGTGGGTACAGAAACCAATTATCTTTGACTGCC  
GTTCTCGACCACGTAATGTGCCAGTCACTGGTAGCAAAGATTTACAGAATGTCAACATCACACTGCG  
CATCCTCTCCGGCCTGTCGCCAGCCAGCTTCTCGCATCTTACCAGCATCGGAGAGGACTATGATGAG  
CGTGTGCTGCCGTCCATCACAACGAGATCCTCAAGTCAGTGGTGGCTCGCTTTGATGCTGGAGAACTAA  
TCACCCAGAGAGAGCTGGTCTCCAGGCAGGTGAGCGACGACCTTACAGAGCGAGCCGCCACCTTTGGGCT  
CATCCTGGATGACGTGTCTTGACACATCTGACCTTCGGGAAGGAGTTCACAGAAGCGGTGGAAGCCAAA  
CAGGTGGCTCAGCAGGAAGCAGAGAGGGCCAGATTTGTGGTGGAAAAGGCTGAGCAACAGAAAAGGCGG  
CCATCATCTCTGCTGAGGGCAGCTCCAAGGCAGCTGAGCTGATTGCCAACTACTGGCCACTGCAGGGGA  
TGGCCTGATCGAGCTGCGCAAGCTGGAAGCTGCAGAGGACATCGCGTACCAGCTCTCACGCTCTCGGAAC  
ATCACCTACCTGCCAGCGGGCAGTCCGTGCTCCTCCAGCTGCCCCAG

**ACGCGT**ACGCGGCCGCTCGAGCAGAACTCATCTCAGAAGAGGATCTGGCAGCAAATGATATCCTGGATT  
ACAAGGATGACGACGATAAGGTTTAA



[View online »](#)

**Protein Sequence:** >RC237073 protein sequence  
 Red=Cloning site Green=Tags(s)

XWLPKCLSPLASLAWP\*LLQEAW\*TLPLYIMWMLGTELSSLTDSVECTRLW\*GKGLIFSSRGYRNQLSLTA  
 VLDHVMCQSSLVAKIYRMSTSHCASSGLSPASFLASSPASERTMMSVCCRPSQLRSSSQWWLALMLLEN\*  
 SPRESWSPGR\*ATTLQSEPPPLGSSWMTCP\*HI\*PSGRSSQKRWKPNRWLSRKQRGPDLLWWKRLSNRKRR  
 PSSLLRATPRQLS\*LPTHWPLQGMA\*SSCASWKLQRTSRTSSHALGTSPTCQRGSPCSSSCP

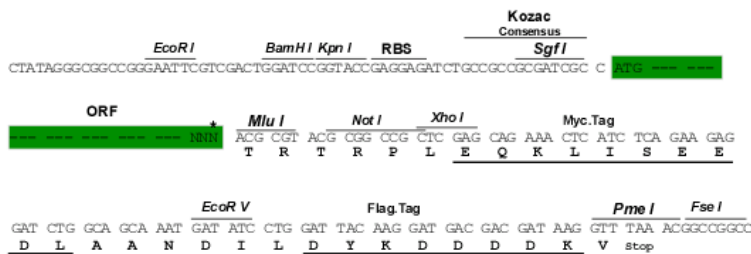
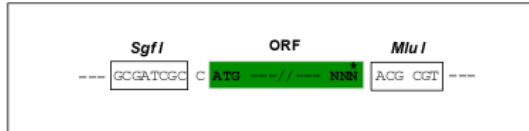
TRTRPLEQKLISEEDLAANDILDYKDDDDKV

**Chromatograms:** [https://cdn.origene.com/chromatograms/mg2764\\_g10.zip](https://cdn.origene.com/chromatograms/mg2764_g10.zip)

**Restriction Sites:** SgfI-MluI

**Cloning Scheme:**

Cloning sites used for ORF Shuttling:



\* The last codon before the Stop codon of the ORF

**ACCN:** NM\_001281715

**ORF Size:** 816 bp

**OTI Disclaimer:** The molecular sequence of this clone aligns with the gene accession number as a point of reference only. However, individual transcript sequences of the same gene can differ through naturally occurring variations (e.g. polymorphisms), each with its own valid existence. This clone is substantially in agreement with the reference, but a complete review of all prevailing variants is recommended prior to use. [More info](#)

**OTI Annotation:** This clone was engineered to express the complete ORF with an expression tag. Expression varies depending on the nature of the gene.

**Components:** The ORF clone is ion-exchange column purified and shipped in a 2D barcoded Matrix tube containing 10ug of transfection-ready, dried plasmid DNA (reconstitute with 100 ul of water).

**Reconstitution Method:**

1. Centrifuge at 5,000xg for 5min.
2. Carefully open the tube and add 100ul of sterile water to dissolve the DNA.
3. Close the tube and incubate for 10 minutes at room temperature.
4. Briefly vortex the tube and then do a quick spin (less than 5000xg) to concentrate the liquid at the bottom.
5. Store the suspended plasmid at -20°C. The DNA is stable for at least one year from date of shipping when stored at -20°C.

**RefSeq:** [NM\\_001281715.1](#), [NP\\_001268644.1](#)

**RefSeq Size:** 1963 bp

**RefSeq ORF:** 819 bp

**Locus ID:** 5245

**UniProt ID:** [P35232](#)

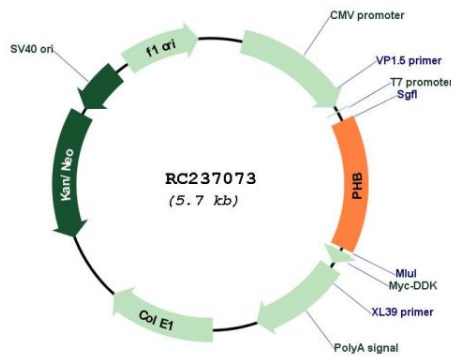
**Cytogenetics:** 17q21.33

**Protein Families:** Druggable Genome, Stem cell - Pluripotency, Transcription Factors

**MW:** 29.8 kDa

**Gene Summary:** This gene is evolutionarily conserved, and its product is proposed to play a role in human cellular senescence and tumor suppression. Antiproliferative activity is reported to be localized to the 3' UTR, which is proposed to function as a trans-acting regulatory RNA. Several pseudogenes of this gene have been identified. Alternative splicing results in multiple transcript variants. [provided by RefSeq, Jul 2013]

## Product images:



Circular map for RC237073