OriGene Technologies, Inc.
9620 Medical Center Drive, Ste 200
Rockville, MD 20850, US
Phone: +1-888-267-4436
https://www.origene.com
techsupport@origene.com
EU: info-de@origene.com
CN: techsupport@origene.cn

Product datasheet for RC236409

SLAMF7 (NM_001282591) Human Tagged ORF Clone

Product data:

Product Type:	Expression Plasmids
Product Name:	SLAMF7 (NM_001282591) Human Tagged ORF Clone
Tag:	Myc-DDK
Symbol:	SLAMF7
Synonyms:	19A; CD319; CRACC; CS1
Mammalian Cell Selection:	Neomycin
Vector:	pCMV6-Entry (PS100001)
E. coli Selection:	Kanamycin (25 ug/mL)

ORF Nucleotide Sequence:

```
>RC236409 representing NM_001282591
Red=Cloning site Blue=ORF Green=Tags(s)

TTTTGTAATACGACTCACTATAGGGCGGCCGGGAATTCGTCGACTGGATCCGGTACCGAGGAGATCTGCC
GCCGCGATCGCC

ATGGCTGGTTCCCCAACATGCCTCACCCTCATCTATATCCTTTGGCAGCTCACAGAGCACCTGTCAAAGC
CTAAAGTCACCATGGGTCTGCAGAGCAATAAGAATGGCACCTGTGTGACCAATCTGACATGCTGCATGGA
ACATGGGGAAGAGGATGTGATTTATACCTGGAAGGCCCTGGGGCAAGCAGCCAATGAGTCCCATAATGGG
TCCATCCTCCCCATCTCCTGGAGATGGGGAGAAAGTGATATGACCTTCATCTGCGTTGCCAGGAACCCTG
TCAGCAGAAACTTCTCAAGCCCCATCCTTGCCAGGAAGCTCTGTGAAGAGTACATTGAAGAGAAGAAGAG
AGTGGACATTTGTCGGGAAACTCCTAACATATGCCCCCATTCTGGAGAGAACACAGAGTACGACACAATC
CCTCACACTAATAGAACAATCCTAAAGGAAGATCCAGCAAATACGGTTTACTCCACTGTGGAAATACCGA
AAAAGATGGAAAATCCCCACTCACTGCTCACGATGCCAGACACACCAAGGCTATTTGCCTATGAGAATGT
TATC

ACGCGTACGCGGCCGCTCGAGCAGAAACTCATCTCAGAAGAGGATCTGGCAGCAAATGATATCCTGGATT
ACAAGGATGACGACGATAAGGTTTAA
```

Protein Sequence:

```
>RC236409 representing NM_001282591
Red=Cloning site Green=Tags(s)

MAGSPTCLTLIYILWQLTEHLSKPKVTMGLQSNKNGTCVTNLTCCMEHGEEDVIYTWKALGQAANESHNG
SILPISWRWGESDMTFICVARNPVSRNFSSPILARKLCEEYIEEKKRVDICRETPNICPHSGENTEYDTI
PHTNRTILKEDPANTVYSTVEIPKKMENPHSLLTMPDTPRLFAYENVI

TRTRPLEQKLISEEDLAANDILDYKDDDDKV
```

View online »

This product is to be used for laboratory only. Not for diagnostic or therapeutic use.
©2024 OriGene Technologies, Inc., 9620 Medical Center Drive, Ste 200, Rockville, MD 20850, US

Restriction Sites: SgfI-MluI

Cloning Scheme:

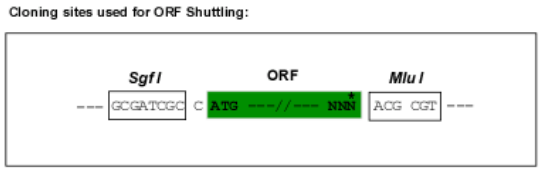

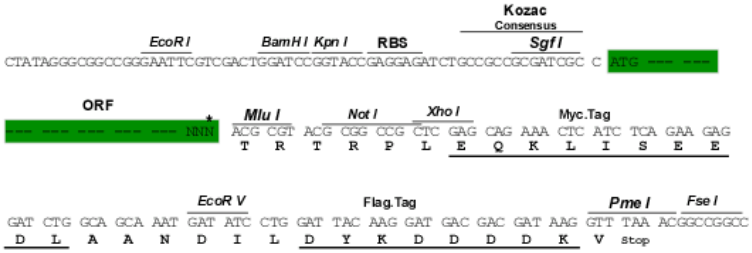

ACCN: NM_001282591

ORF Size: 564 bp

OTI Disclaimer: The molecular sequence of this clone aligns with the gene accession number as a point of reference only. However, individual transcript sequences of the same gene can differ through naturally occurring variations (e.g. polymorphisms), each with its own valid existence. This clone is substantially in agreement with the reference, but a complete review of all prevailing variants is recommended prior to use. More info

OTI Annotation: This clone was engineered to express the complete ORF with an expression tag. Expression varies depending on the nature of the gene.

Components: The ORF clone is ion-exchange column purified and shipped in a 2D barcoded Matrix tube containing 10ug of transfection-ready, dried plasmid DNA (reconstitute with 100 ul of water).

Reconstitution Method:
1. Centrifuge at 5,000xg for 5min.
2. Carefully open the tube and add 100ul of sterile water to dissolve the DNA.
3. Close the tube and incubate for 10 minutes at room temperature.
4. Briefly vortex the tube and then do a quick spin (less than 5000xg) to concentrate the liquid at the bottom.
5. Store the suspended plasmid at -20°C. The DNA is stable for at least one year from date of shipping when stored at -20°C.

RefSeq: NM_001282591.1, NP_001269520.1

RefSeq Size: 2467 bp

RefSeq ORF: 567 bp

Locus ID: 57823

UniProt ID: Q9NQ25

This product is to be used for laboratory only. Not for diagnostic or therapeutic use.
©2024 OriGene Technologies, Inc., 9620 Medical Center Drive, Ste 200, Rockville, MD 20850, US

Cytogenetics:	1q23.3
Protein Families:	Druggable Genome, Transmembrane
MW:	21.8 kDa
Gene Summary:	Self-ligand receptor of the signaling lymphocytic activation molecule (SLAM) family. SLAM receptors triggered by homo- or heterotypic cell-cell interactions are modulating the activation and differentiation of a wide variety of immune cells and thus are involved in the regulation and interconnection of both innate and adaptive immune response. Activities are controlled by presence or absence of small cytoplasmic adapter proteins, SH2D1A/SAP and/or SH2D1B/EAT-2. Isoform 1 mediates NK cell activation through a SH2D1A-independent extracellular signal-regulated ERK-mediated pathway (PubMed:11698418). Positively regulates NK cell functions by a mechanism dependent on phosphorylated SH2D1B. Downstream signaling implicates PLCG1, PLCG2 and PI3K (PubMed:16339536). In addition to heterotypic NK cells-target cells interactions also homotypic interactions between NK cells may contribute to activation. However, in the absence of SH2D1B, inhibits NK cell function. Acts also inhibitory in T-cells (By similarity). May play a role in lymphocyte adhesion (PubMed:11802771). In LPS-activated monocytes negatively regulates production of proinflammatory cytokines (PubMed:23695528).[UniProtKB/Swiss-Prot Function]

Product images:

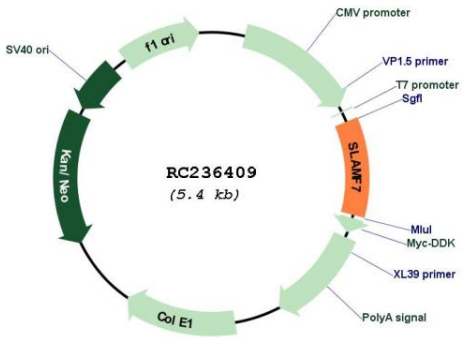

Circular map for RC236409

This product is to be used for laboratory only. Not for diagnostic or therapeutic use.
©2024 OriGene Technologies, Inc., 9620 Medical Center Drive, Ste 200, Rockville, MD 20850, US