

## Product datasheet for **RC234941**

### **BRD2 (NM\_001199455) Human Tagged ORF Clone**

#### **Product data:**

Product Type:	Expression Plasmids
Product Name:	BRD2 (NM_001199455) Human Tagged ORF Clone
Tag:	Myc-DDK
Symbol:	BRD2
Synonyms:	BRD2-IT1; D6S113E; FSH; FSRG1; NAT; O27.1.1; RING3; RNF3
Mammalian Cell Selection:	Neomycin
Vector:	pCMV6-Entry (PS100001)
E. coli Selection:	Kanamycin (25 ug/mL)



[View online »](#)

**ORF Nucleotide Sequence:**

>RC234941 representing NM\_001199455  
 Red=Cloning site Blue=ORF Green=Tags(s)

TTTTGTAATACGACTCACTATAGGGCGGCCGGGAATTCGTGACTGGATCCGGTACCGAGGAGATCTGCC  
 GCC**CGCATCGCC**

ATGCTGCAAAACGTGACTCCCCACAATAAGCTCCCTGGGGAAGGGAATGCAGGGTTGCTGGGGCTGGGCC  
 CAGAAGCAGCAGCACCAGGGAAGAGATTTCGAAAACCCTCTCTTGTATGAGGGCTTTGAGAGCCCCAC  
 AATGGCTTCGGTGCCTGCTTTGCAACTTACCCCTGCCAACCCACCACCCCGGAGGTGTCCAATCCCAAA  
 AAGCCAGGACGAGTTACCAACCAGCTGCAATACCTACACAAGGTAGTGATGAAGGCTCTGTGAAACATC  
 AGTTTCGATGGCCATTCCGGCAGCCTGTGGATGCTGTCAAAGTGGTCTACCGGATTATCACAAAATTAT  
 AAAACAGCCTATGGACATGGGTACTATTAAGAGGAGACTTGAACAATATTATTGGGCTGCTTCAGAG  
 TGTATGCAAGATTTAATACCATGTTACCAACTGTTACATTTACAACAAGCCCACTGATGATATTGTCC  
 TAATGGCACAACGCTGGAAGATATTCTACAGAAGGTTGCATCAATGCCACAAGAAGAACAAGAGCT  
 GGTAGTGACCATCCCTAAGAACAGCCACAAGAAGGGGCCAAGTTGGCAGCGCTCCAGGGCAGTGTACC  
 AGTGCCCATCAGGTGCCCTGCGTCTCTTGTGTACACACAGCCCTGTATACTCTCCACTGAGATAC  
 CTACCACTGTCTCAACATTCGCCACCCATCAGTCATTTCTCTCCACTTCTCAAGTCTTGCACCTGCTC  
 TGGACCCCGCTCCTTGCTGTTACTGCAGCTCCTCCAGCCAGCCCTTGCCAAGAAAAAGGCGTAAAG  
 CGGAAAGCAGATACTACCACCCCTACACCTACAGCCATCTTGGCTCCTGGTTCTCCAGCTAGCCCTCCTG  
 GGAGTCTTGAGCCTAAGGCAGCAGCGCTTCCCCATGCGTAGAGAGAGTGGTCGCCCATCAAGCCCCC  
 ACGCAAAGACTTGCTGACTCTCAGCAACAACACCAGAGCTCTAAGAAAGGAAAGCTTTCAGAACAGTTA  
 AAACATTGCAATGGCATTGTAAGGAGTTACTCTCTAAGAAGCATGCTGCCTATGCTTGGCCTTTCTATA  
 AACCAATGGATGCTTCTGCACTTGGCTGCATGACTACCATGACATCATTAAAGCACCCCATGGACCTCAG  
 CACTGTCAAGCGAAGATGGAGAACCGTGATTACCGGGATGCACAGGAGTTTGTGCTGATGTACGGCTT  
 ATGTTCTCCAAGTCTATAAGTACAATCCCCAGATCACGATGTTGTGGCAATGGCACGAAAGCTACAGG  
 ATGATTTGAGTCCGTTATGCCAAGATGCCAGATGAACCACTAGAACCAGGGCCTTTACCAGTCTCTAC  
 TGCCATGCCCCCTGGCTTGGCCAAATCGTCTTACAGTCTCCAGTGAGGAAAGTAGCAGTGAGAGCTCC  
 TCTGAGGAAGAGGAGGAGGAAGATGAGGAGGACGAGGAGGAAGAAGAGAGTGAAGCTCAGACTCAGAGG  
 AAGAAAGGGCTCATCGCTTAGCAGAATACAGGAACAGCTTCGGGCAGTACATGAACAACCTGGCTGCTCT  
 GTCCAGGGTCCAATATCCAAGCCCAAGAGGAAAAAGAGAAAAAAGAGAAAAAAGAAACGGAAGGCA  
 GAGAAGCATCGAGCCGAGCTGGGGCCGATGAAGATGACAAGGGGCTAGGGCACCCCGCCACCTCAAC  
 CTAAAGAGTCCAAGAAAGCAAGTGGCAGTGGGGGTGGCAGTGTGCTTTAGGCCCTTCTGGCTTTGACC  
 TTCTGGAGGAAGTGGCACAAACTCCAGGCTGGAGTGCAGTGGCGTGATCTCGGCTTACTGCAACCTCCA  
 CTTCTCGGGTTCAAGCGATTCTCCTGCCTCAGCCTCCCAAGTAGCCAGGATTACAGGCTCCCCAAAAGG  
 CCACAAAGACAGCCCCACCTGCCCTGCCTACAGGTTATGATTACAGAGGAGGAGGAAGAGAGCAGGCCAT  
 GAGTTACGATGAGAAGCGGCAGCTGAGCCTGGACATCAACAAATTACCTGGGAGAAAGCTGGGCCGAGTT  
 GTGCATAAATCCAAGCCAGGGAGCCCTCTTACGTGATTCAAACCCAGAAGAGATTGAGATTGATTTTG  
 AAACACTCAAGCCATCCACACTTAGAGAGCTTGAGCGCTATGCTCTTCTGCCTACGTAAGAAACCCCG  
 GAAGCCCTACACCATTAAGAAGCCTGTGGGAAAGACAAAGGAGGAAGTGGCTTTGGAGAAAAAGCGGGAA  
 TTAGAAAAGCGGTTACAAGATGTCAGCGGACAGCTCAATTCTACTAAAAAGCCCCCAAGAAAGCGAATG  
 AGAAAACAGAGTCATCCTCTGCACAGCAAGTAGCAGTGTACGCCTTAGCGCTTCCAGCTCCAGCTCAGA  
 TTCCAGCTCCTCCTCTTCTCGTCGTCGCTTTCAGACACCAAGTATTCAGACTCAGGC

**ACGCGT**ACGCGGCCGCTCGAGCAGAACTCATCTCAGAAGAGGATCTGGCAGCAATGATATCCTGGATT  
 ACAAGGATGACGACGATAAGGTTTAA

**Protein Sequence:** >RC234941 representing NM\_001199455  
 Red=Cloning site Green=Tags(s)

```

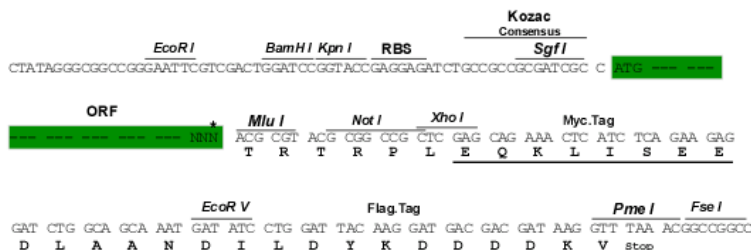
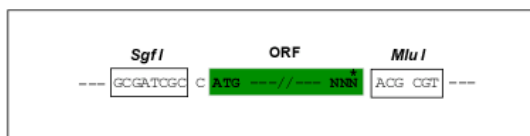
MLQNVTPHNKLPGEAGNAGLLGLGPEAAAPGKRIRKPSLLYEGFESPTMASVPALQLTPANPPPPEVSNPK
KPGRVTNQLQYLHKVVMKALWKHQFAWPFROPVDAVKLGLPDYHKIIKQPMDMGTIKRRLNNYYWAASE
CMQDFNTMFTNICYIYNKPTDDIVLMAQTLEKIFLQKVASMPQEEQELVVTIPKNSHKKGAKLAALQGSVT
SAHQVPAVSSVSHTALYTPPPEIPTTVLNIHPHSVISSPLLKSLHSAGPPLLAVTAAPPAQPLAKKKGVK
RKADTTTPTTAILAPGSPASPPGSLEPKAARLPPMRRESGRPIKPPRKDLPDSQQQHQSCKKGLSEQL
KHCNGILKELLSKKHAAYAWPFYKPVDAALGLHDYHDIKHPMDLSTVKRKMENRDYRDAQEFAADVRL
MFSNICYKNPPDHDVAMARKLQDVFEFRYAKMPDEPLEPGPLPVSTAMPPLAKSSSESSSESSSESS
SEEEEEDEEEDDEEESDSEEEERHRLAELQEQLRAVHEQLAALSQGPISKPKRKREKKEKKKKRKA
EKHRGRAGADEDKGPAPRPPQPKSKKASGSGGSAALGPSGFGPSGGSGTKLQAGVQWRDLGLLQPP
LLGFKRFSCLSLPSSQDYRLPKKATKTAPPALPTGYDSEEEEESRPMSYDEKRQLSLDINKLPGEKLRV
VHIIQAREPSLRDSNPEEIEIDFETLKPSTLRELERVLSCLRKKPRKPYTIKPKVGKTKHEELALEKKRE
LEKRLQDVSGQLNSTKKPPKANNEKTESSAQQVAVSRLSASSSSDSSSSSSSSSSSDTSDSDSG
  
```

TRTRPLEQKLISEEDLAANDILDYKDDDDKV

**Restriction Sites:** Sgfl-MluI

**Cloning Scheme:**

Cloning sites used for ORF Shuttling:



\* The last codon before the Stop codon of the ORF

- ACCN:** NM\_001199455
- ORF Size:** 2508 bp
- OTI Disclaimer:** The molecular sequence of this clone aligns with the gene accession number as a point of reference only. However, individual transcript sequences of the same gene can differ through naturally occurring variations (e.g. polymorphisms), each with its own valid existence. This clone is substantially in agreement with the reference, but a complete review of all prevailing variants is recommended prior to use. [More info](#)
- OTI Annotation:** This clone was engineered to express the complete ORF with an expression tag. Expression varies depending on the nature of the gene.
- Components:** The ORF clone is ion-exchange column purified and shipped in a 2D barcoded Matrix tube containing 10ug of transfection-ready, dried plasmid DNA (reconstitute with 100 ul of water).

**Reconstitution Method:**

1. Centrifuge at 5,000xg for 5min.
2. Carefully open the tube and add 100ul of sterile water to dissolve the DNA.
3. Close the tube and incubate for 10 minutes at room temperature.
4. Briefly vortex the tube and then do a quick spin (less than 5000xg) to concentrate the liquid at the bottom.
5. Store the suspended plasmid at -20°C. The DNA is stable for at least one year from date of shipping when stored at -20°C.

**RefSeq:** [NM\\_001199455.1](#), [NP\\_001186384.1](#)

**RefSeq Size:** 4602 bp

**RefSeq ORF:** 2511 bp

**Locus ID:** 6046

**UniProt ID:** [P25440](#)

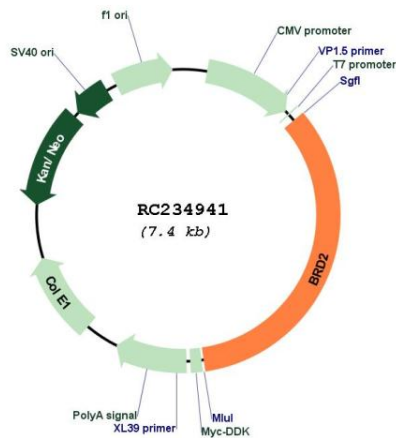
**Cytogenetics:** 6p21.32

**Protein Families:** Protein Kinase

**MW:** 92.5 kDa

**Gene Summary:** This gene encodes a transcriptional regulator that belongs to the BET (bromodomains and extra terminal domain) family of proteins. This protein associates with transcription complexes and with acetylated chromatin during mitosis, and it selectively binds to the acetylated lysine-12 residue of histone H4 via its two bromodomains. The gene maps to the major histocompatibility complex (MHC) class II region on chromosome 6p21.3, but sequence comparison suggests that the protein is not involved in the immune response. This gene has been implicated in juvenile myoclonic epilepsy, a common form of epilepsy that becomes apparent in adolescence. Multiple alternatively spliced variants have been described for this gene. [provided by RefSeq, Dec 2010]

### Product images:



Circular map for RC234941