

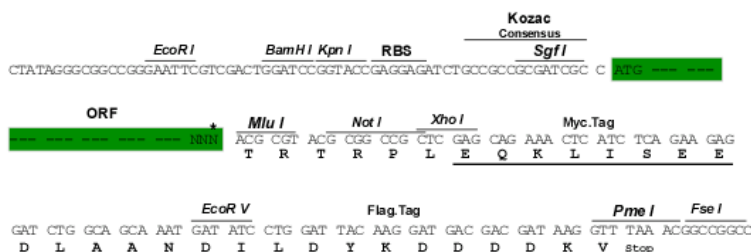
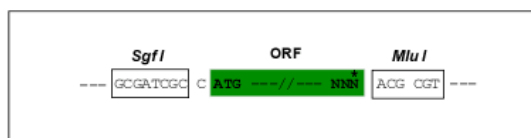
## Product datasheet for RC234356

### PGBD5 (NM\_001258311) Human Tagged ORF Clone

#### Product data:

Product Type:	Expression Plasmids
Product Name:	PGBD5 (NM_001258311) Human Tagged ORF Clone
Tag:	Myc-DDK
Symbol:	PGBD5
Mammalian Cell Selection:	Neomycin
Vector:	pCMV6-Entry (PS100001)
E. coli Selection:	Kanamycin (25 ug/mL)
Restriction Sites:	SgfI-MluI
Cloning Scheme:	

Cloning sites used for ORF Shuttling:



\* The last codon before the Stop codon of the ORF

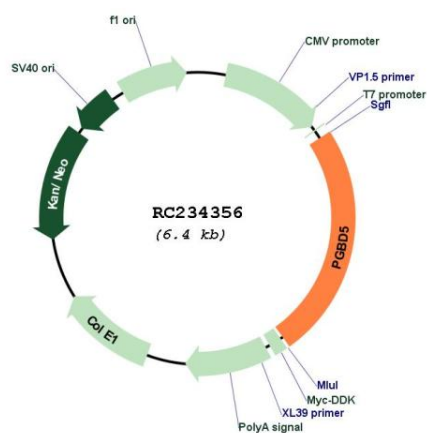
ACCN:	NM_001258311
ORF Size:	1572 bp



[View online »](#)

<b>OTI Disclaimer:</b>	The molecular sequence of this clone aligns with the gene accession number as a point of reference only. However, individual transcript sequences of the same gene can differ through naturally occurring variations (e.g. polymorphisms), each with its own valid existence. This clone is substantially in agreement with the reference, but a complete review of all prevailing variants is recommended prior to use. <a href="#">More info</a>
<b>OTI Annotation:</b>	This clone was engineered to express the complete ORF with an expression tag. Expression varies depending on the nature of the gene.
<b>Components:</b>	The ORF clone is ion-exchange column purified and shipped in a 2D barcoded Matrix tube containing 10ug of transfection-ready, dried plasmid DNA (reconstitute with 100 ul of water).
<b>Reconstitution Method:</b>	<ol style="list-style-type: none"> <li>1. Centrifuge at 5,000xg for 5min.</li> <li>2. Carefully open the tube and add 100ul of sterile water to dissolve the DNA.</li> <li>3. Close the tube and incubate for 10 minutes at room temperature.</li> <li>4. Briefly vortex the tube and then do a quick spin (less than 5000xg) to concentrate the liquid at the bottom.</li> <li>5. Store the suspended plasmid at -20°C. The DNA is stable for at least one year from date of shipping when stored at -20°C.</li> </ol>
<b>Note:</b>	Plasmids are not sterile. For experiments where strict sterility is required, filtration with 0.22um filter is required.
<b>RefSeq:</b>	<a href="#">NM_001258311.2</a>
<b>RefSeq Size:</b>	3373 bp
<b>RefSeq ORF:</b>	1575 bp
<b>Locus ID:</b>	79605
<b>UniProt ID:</b>	<a href="#">Q8N414</a>
<b>Cytogenetics:</b>	1q42.13
<b>MW:</b>	58.9 kDa
<b>Gene Summary:</b>	The piggyBac family of proteins, found in diverse animals, are transposases related to the transposase of the canonical piggyBac transposon from the moth, <i>Trichoplusia ni</i> . This family also includes genes in several genomes, including human, that appear to have been derived from the piggyBac transposons. This gene belongs to the subfamily of piggyBac transposable element derived (PGBD) genes. The PGBD proteins appear to be novel, with no obvious relationship to other transposases, or other known protein families. [provided by RefSeq, May 2010]

## Product images:



Circular map for RC234356