

Product datasheet for RC233880

RAGE (AGER) (NM_001206934) Human Tagged ORF Clone

Product data:

Product Type:	Expression Plasmids
Product Name:	RAGE (AGER) (NM_001206934) Human Tagged ORF Clone
Tag:	Myc-DDK
Symbol:	RAGE
Synonyms:	RAGE; SCARJ1; sRAGE
Mammalian Cell Selection:	Neomycin
Vector:	pCMV6-Entry (PS100001)
E. coli Selection:	Kanamycin (25 ug/mL)
ORF Nucleotide Sequence:	>RC233880 representing NM_001206934 Red=Cloning site Blue=ORF Green=Tags(s)

TTTTGTAATACGACTCACTATAGGGCGCCGGGAATTCGTCGACTGGATCCGGTACCGAGGAGATCTGCC
GCC**CGATCGCC**

ATGGCAGCCGGAACAGCAGTTGGAGCCTGGGTGCTGGTCTCAGTCTGTGGGGGGCAGTAGTAGGTGCTC
AAAACATCACAGCCCGATTGGCGAGCCACTGGTCTGAAGTGTAAAGGGGGCCCCAAGAAACCACCCCA
GCGGCTGGAATGGAACTGAACACAGGCCGGACAGAAGCTTGAAGGTCTGTCTCCCAGGGAGGAGGC
CCCTGGGACAGTGTGGCTCGTGTCTTCCAACGGCTCCCTCTTCCCTCCGGCTGTGGGATCCAGGATG
AGGGGATTTTCCGGTGCCAGGCAATGAACAGGAATGGAAGGAGACCAAGTCCAACCTACCGAGTCCGTGT
CTACCAGATTCCTGGGAAGCCAGAAATTGTAGATTCTGCCTCTGAACTCACGGCTGGTGTCCCAATAAG
GTAGTGAAGAAAGCAGGAGAAGTAGAAAACGGCCCTGTGAACAGGAGGTGGGGACATGTGTGTCAGAGG
GAAGCTACCCTGCAGGGACTCTTAGCTGGCACTTGGATGGGAAGCCCTGGTGCCTAATGAGAAGGGAGT
ATCTGTGAAGGAACAGACCAGGAGACACCTGAGACAGGGCTCTTCACTGCAGTCGGAGCTAATGGTG
ACCCAGCCCGGGGAGGAGATCCCCGTCCCACCTTCTCCTGTAGCTTCAGCCAGGCCTTCCCCGACACC
GGGCTTGCGCACAGCCCCATCCAGCCCCGTGTCTGGGAGCCTGTGCCTCTGGAGGAGGTCCAATTGGT
GGTGGAGCCAGAAGGTGGAGCAGTAGCTCCTGGTGAACCGTAACCCTGACCTGTGAAGTCCCTGCCAG
CCCTCTCTCAAATCCACTGGATGAAGGATGGTGTGCCCTTCCCCCTTCCCCAGCCCTGTGCTGATCC
TCCTTGAGATAGGCCTCAGGACCAGGAACTACAGCTGTGTGGCCACCCATTCCAGCCACGGGCCCA
GAAAAGCCGTGTGTGTCAGCATCAGCATCATCGAACAGGCGAGGAGGGCCAACTGCAGGTGAGGGTTT
GATAAAGTCAGGGAAGCAGAAGTAGCCCCAACACATG

ACGGTACGCGGCCGCTCGAGCAGAACTCATCTCAGAAGAGGATCTGGCAGCAATGATATCCTGGATT
ACAAGGATGACGACGATAAGGTTAA



[View online »](#)

Protein Sequence: >RC233880 representing NM_001206934
 Red=Cloning site Green=Tags(s)

MAAGTAVGAWVLVLSLWGAVVGAQNITARIGEPLVLKCKGAPKKPPQRLEWKLNTGRTEAWKVLSPQGGG
 PWDSVARVLPNGSLFLPAVGIQDEGIFRCQAMNRRNGKETKSNYRVRVYQIPGKPEIVDSASELTAGVPNK
 VVEESRRSRKRKPCQEVEGTCVSEGSYPAGTLSWHLDGKPLVPNEKGVSVKEQTRRHPEGLFTLQSELMV
 TPARGGDPRTFSCSFSPGLPRHRALRTAPIQPRVWEPVPLEEVQLVVEPEGGAVAPGGTVTLTCEVPAQ
 PSPQIHWMKDGVPLPLPSPVLILPEIGPQDQGTYSVCVATHSSHGPPQESRAVSISIIIEPGEEGPTAGEGF
 DKVREAEDSPQHM

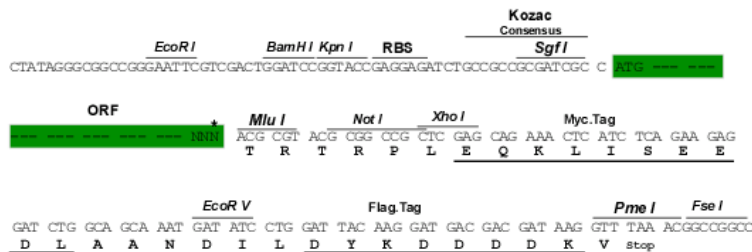
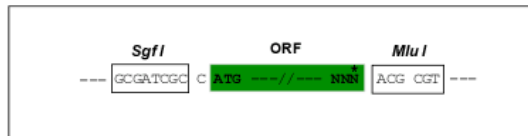
TRTRPLEQKLISEEDLAANDILDYKDDDDKV

Restriction Sites:

Sgfl-MluI

Cloning Scheme:

Cloning sites used for ORF Shuttling:



* The last codon before the Stop codon of the ORF

ACCN: NM_001206934

ORF Size: 1089 bp

OTI Disclaimer: The molecular sequence of this clone aligns with the gene accession number as a point of reference only. However, individual transcript sequences of the same gene can differ through naturally occurring variations (e.g. polymorphisms), each with its own valid existence. This clone is substantially in agreement with the reference, but a complete review of all prevailing variants is recommended prior to use. [More info](#)

OTI Annotation: This clone was engineered to express the complete ORF with an expression tag. Expression varies depending on the nature of the gene.

Components: The ORF clone is ion-exchange column purified and shipped in a 2D barcoded Matrix tube containing 10ug of transfection-ready, dried plasmid DNA (reconstitute with 100 ul of water).

Reconstitution Method:

1. Centrifuge at 5,000xg for 5min.
2. Carefully open the tube and add 100ul of sterile water to dissolve the DNA.
3. Close the tube and incubate for 10 minutes at room temperature.
4. Briefly vortex the tube and then do a quick spin (less than 5000xg) to concentrate the liquid at the bottom.
5. Store the suspended plasmid at -20°C. The DNA is stable for at least one year from date of shipping when stored at -20°C.

RefSeq: [NM_001206934.1](#), [NP_001193863.1](#)

RefSeq Size: 1511 bp

RefSeq ORF: 1092 bp

Locus ID: 177

UniProt ID: [Q15109](#)

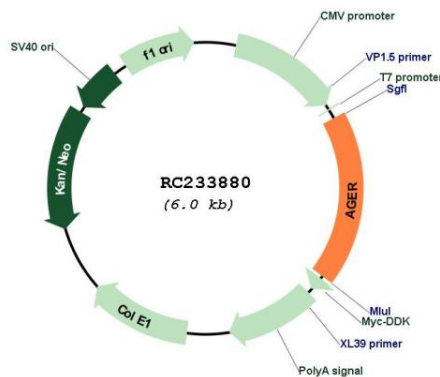
Cytogenetics: 6p21.32

Protein Families: Druggable Genome, Secreted Protein, Transmembrane

MW: 39.5 kDa

Gene Summary: The advanced glycosylation end product (AGE) receptor encoded by this gene is a member of the immunoglobulin superfamily of cell surface receptors. It is a multiligand receptor, and besides AGE, interacts with other molecules implicated in homeostasis, development, and inflammation, and certain diseases, such as diabetes and Alzheimer's disease. Many alternatively spliced transcript variants encoding different isoforms, as well as non-protein-coding variants, have been described for this gene (PMID:18089847). [provided by RefSeq, May 2011]

Product images:



Circular map for RC233880