

Product datasheet for RC233854

GPR1 (NM_001261453) Human Tagged ORF Clone

Product data:

Product Type:	Expression Plasmids
Product Name:	GPR1 (NM_001261453) Human Tagged ORF Clone
Tag:	Myc-DDK
Symbol:	GPR1
Mammalian Cell Selection:	Neomycin
Vector:	pCMV6-Entry (PS100001)
E. coli Selection:	Kanamycin (25 ug/mL)
ORF Nucleotide Sequence:	>RC233854 ORF sequence Red=Cloning site Blue=ORF Green=Tags(s)

TTTTGTAATACGACTCACTATAGGGCGGCCGGAATTCGTCGACTGGATCCGGTACCGAGGAGATCTGCC
GCC**CGATCGCC**

RCATGGAAGATTTGGAGGAAACATTATTTGAAGAATTTGAGAACTATTCCTATGACCTAGACTATTACTC
TCTGGAGTCTGATTTGGAGGAGAAAAGTCCAGCTGGGAGTTGTTCACTGGGTCTCCCTGGTGTATATTGT
TTGGCTTTTGTCTGGGAATCCAGGAAATGCCATCGTCATTTGGTTCACGGGGTTCAAGTGAAGAAGA
CAGTCACCACTCTGTGGTTCCTCAATCTAGCCATTGCGGATTTCATTTTCTTCTTTCTGCCCTGTG
CATCTCCTATGTGGCCATGAATTTCCACTGGCCCTTTGGCATCTGGCTGTGCAAAGCCAATTCCTCACT
GCCAGTTGAACATGTTTGCCAGTGTTTTTTTCCCTGACAGTGATCAGCCTGGACCACTATATCCACTTGA
TCCATCTGTCTTATCTCATCGGCATCGAACCCCTCAAGAAGTCTCTGATTGTCATTATATTCATCTGGCT
TTTGGCTTCTCTAATTGGCGGTCTGCCCTGACTTCCGGGATACTGTGGAGTTCATAATCATACTCTT
TGCTATAACAATTTTCAGAAGCATGATCCTGACCTCACTTTGATCAGGCACCATGTTCTGACTTGGGTGA
AATTTATCATTGGCTATCTTCCCTTTGCTAACAAATGAGTATTTGCTACTTGTGTCTCATCTTCAAGGT
GAAGAAGCGAAGCATCCTGATCTCCAGTAGGCATTTCTGGACAATTCTGGTTGTGGTTGTGGCCTTTGTG
GTTTGTGGACTCCTTATCACCTGTTTAGCATTGGGAGCTCACCATTACCACAATAGCTATTTCCACC
ATGTGATGCAAGGCTGGAATCCCCCTCTCCACTGGTTTGGCATTCTCAATAGTTGCTTGAACCCATCCT
TTATGTCCCTAGTTAGTAAGAAGTTCCAAGCTCGCTTCCGGTCTCAGTTGCTGAGATACTCAAGTACACA
CTGTGGGAAGTCAGCTGTTCTGGCACAGTGAGTGAACAGCTCAGGAACTCAGAAACCAAGAACTGTGTCT
TCTGGAAACAGCTCAA

ACGCGTACGCGGCCGCTCGAGCAGAAACTCATCTCAGAAGAGGATCTGGCAGCAAATGATATCCTGGATT
ACAAGGATGACGACGATAAGGTTTAA



[View online »](#)

Protein Sequence: >RC233854 protein sequence
Red=Cloning site Green=Tags(s)

XWKIWRKHYLKNLRTIPMT*TITLWSLIWRKSSWELFTGSPWCYIVWLLFWEFQEMPSSFGSRGSSGR
 QSPLCGSSI*PLRISFFFSPCTSPMWP*ISTGPLASGCAKIPSLPS*TCLPVFFS*Q*SAWTTIST*
 SILSYLIGIEPSRTL*LSLYSSGFLL*LAVLPCTSGILWSSIIILFAITIFRSMILTSL*SGTMF*LG*
 NLSLAISLCL*Q*VFATCVSSSR*RSEAS*SPVGISGQFWLWLPWFAGLLITCLAFGSSPFTTIAIPT
 M*CRLESPPLVWHSSIVA*TPSFMS*LVRSSKLASGPQLLRYSTHCGKSAVLAQ*VNSSGTQKPRICV
 SWKQL

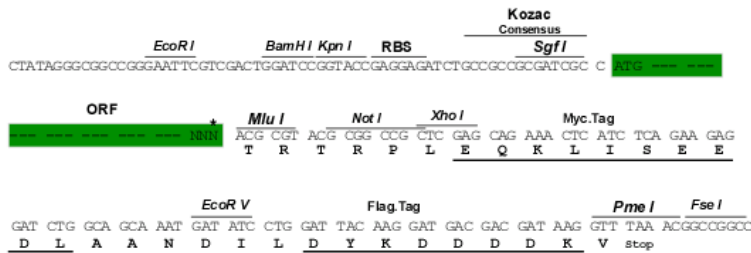
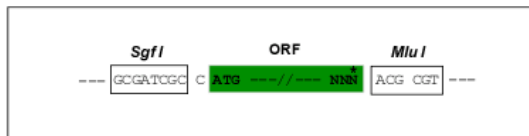
TRTRPLEQKLISEEDLAANDILDYKDDDDKV

Chromatograms: https://cdn.origene.com/chromatograms/mk6148_e03.zip

Restriction Sites: SgfI-MluI

Cloning Scheme:

Cloning sites used for ORF Shuttling:



* The last codon before the Stop codon of the ORF

ACCN: NM_001261453

ORF Size: 1065 bp

OTI Disclaimer: The molecular sequence of this clone aligns with the gene accession number as a point of reference only. However, individual transcript sequences of the same gene can differ through naturally occurring variations (e.g. polymorphisms), each with its own valid existence. This clone is substantially in agreement with the reference, but a complete review of all prevailing variants is recommended prior to use. [More info](#)

OTI Annotation: This clone was engineered to express the complete ORF with an expression tag. Expression varies depending on the nature of the gene.

Components: The ORF clone is ion-exchange column purified and shipped in a 2D barcoded Matrix tube containing 10ug of transfection-ready, dried plasmid DNA (reconstitute with 100 ul of water).

Reconstitution Method:

1. Centrifuge at 5,000xg for 5min.
2. Carefully open the tube and add 100ul of sterile water to dissolve the DNA.
3. Close the tube and incubate for 10 minutes at room temperature.
4. Briefly vortex the tube and then do a quick spin (less than 5000xg) to concentrate the liquid at the bottom.
5. Store the suspended plasmid at -20°C. The DNA is stable for at least one year from date of shipping when stored at -20°C.

RefSeq: [NM_001261453.1](#), [NP_001248382.1](#)

RefSeq Size: 2581 bp

RefSeq ORF: 1068 bp

Locus ID: 2825

UniProt ID: [P46091](#)

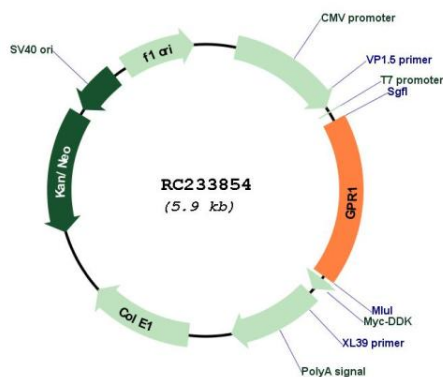
Cytogenetics: 2q33.3

Protein Families: Druggable Genome, GPCR, Transmembrane

MW: 41.4 kDa

Gene Summary: Receptor for the inflammation-associated leukocyte chemoattractant chemerin/RARRES2 suggesting a role for this receptor in the regulation of inflammation (PubMed:18165312). Receptor for TFAFA1, mediates its effects on neuronal stem-cell proliferation and differentiation via the activation of ROCK/ERK and ROCK/STAT3 signaling pathway (By similarity).[UniProtKB/Swiss-Prot Function]

Product images:



Circular map for RC233854