

Product datasheet for RC233791

SLC22A12 (NM_153378) Human Tagged ORF Clone

Product data:

Product Type: Expression Plasmids
Product Name: SLC22A12 (NM_153378) Human Tagged ORF Clone
Tag: Myc-DDK
Symbol: SLC22A12
Synonyms: OAT4L; RST; URAT1
Mammalian Cell Selection: Neomycin
Vector: pCMV6-Entry (PS100001)
E. coli Selection: Kanamycin (25 ug/mL)
ORF Nucleotide Sequence: >RC233791 representing NM_153378
 Red=Cloning site Blue=ORF Green=Tags(s)

TTTTGTAATACGACTCACTATAGGGCGGCCGGAATTCGTCGACTGGATCCGGTACCGAGGAGATCTGCC
 GCC**CGCATCGCC**

ATGGAGTGGACGGCGGCACGGGCCCCACCCTTGGTGATGACCTTGAACCTCTCTGGGCTTCAGCTTCGGCC
 ATGGCCTGACAGCTGCAGTGGCCTACGGTGTGCGGGACTGGACACTGCTGCAGCTGGTGGTCTCGGTCCC
 CTTCTTCTCTGCTTTTTGTACTCCTGGTGGCTGGCAGAGTCGGCAGATGGCTCCTCACCACAGGCAGG
 CTGGATTGGGGCCTGCAGGAGCTGTGGAGGGTGGCTGCCATCAACGAAAGGGGGCAGTGCAGGACACCC
 TGACCCCTGAGGTCTTGCTTTCAGCCATGCGGGAGGAGCTGAGCATGGGCCAGCCTCCTGCCAGCCTGGG
 CACCCTGCTCCGATGCCCGACTGCGCTTCCGGACCTGTATCTCCACGTTGTGCTGGTTGCGCTTTGGC
 TTCACCTTCTTCGGCCTGGCCCTGGACCTGCAGGCCCTGGGCAGCAACATCTTCTGCTCCAAATGTTCA
 TTGGTGTGCTGGACATCCAGCCAAGATGGGCGCCCTGCTGCTGCTGAGCCACCTGGGCCCGCCCCAC
 GCTGGCCGCATCCCTGTTGCTGGCAGGGCTCTGCATTCTGGCCAACACGCTGGTGGCCACGAAATGGGG
 GCTCTGCGCTCAGCCTTGCCGTGCTGGGGCTGGGCGGGTGGGGGCTGCCTTACCTGCATCACCATCT
 ACAGCAGCGAGCTCTTCCCCTGTGCTCAGGATGACGGCAGTGGCTTGGGCCAGATGGCAGCCCGTGG
 AGGAGCCATCCTGGGGCCTCTGGTCCGGCTGCTGGGTGTCATGGCCCTGGCTGCCCTTGCTGGTGTAT
 GGGACGGTCCAGTGTGAGTGGCCTGGCCGACTGCTTCTGCCGAGACCCAGAGCTTGCCGCTGCCCCG
 ACACCATCCAAGATGTGAGAACCAGGCAGTAAAGAAGGCAACACATGGCACGCTGGGGAACCTCTGTCT
 AAAATCCACACAGTTT

ACGCGTACGCGGCCGCTCGAGCAGAACTCATCTCAGAAGAGGATCTGGCAGCAAATGATATCCTGGATT
 ACAAGGATGACGACGATAAGGTTTAA



[View online »](#)

Protein Sequence: >RC233791 representing NM_153378
 Red=Cloning site Green=Tags(s)

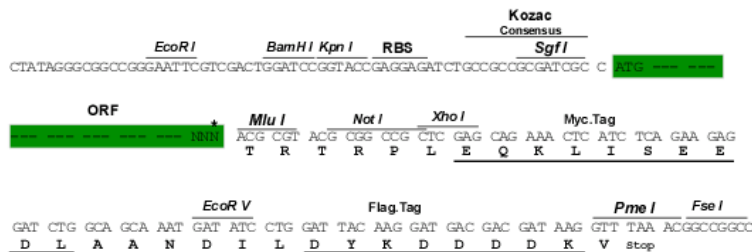
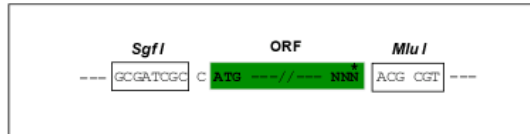
MEWTAARARPLVMTLNSLGFSGHGLTAAVAYGVRDWTLLQLVVSVPFFLCFLYSWWLAESARWLLTTGR
 LDWGLQELWRVAAINGKGAVDTLTPEVLLSAMREELSMGQPPASLGTLLRMPGLRFRTCISTLCWFVAFG
 FTFGLALDLQALGSNIFLLQMFIGVVDIPAKMGALLLSHLGRRPTLAASLLLAGLCILANTLVPHEMG
 ALRSALAVLGLGGVGAFTCITIYSELFPVLRMTAVGLGQMAARGGAILGPLVRLLVGHGPWLPLLVI
 GTVPVLSGLAALLLPETQSLPLPDTIQDVQNAVKKATHGTLGNSVLKSTQF

TRTRPLEQKLISEEDLAANDILDYKDDDDKV

Restriction Sites: SgfI-MluI

Cloning Scheme:

Cloning sites used for ORF Shuttling:



* The last codon before the Stop codon of the ORF

ACCN: NM_153378

ORF Size: 996 bp

OTI Disclaimer: The molecular sequence of this clone aligns with the gene accession number as a point of reference only. However, individual transcript sequences of the same gene can differ through naturally occurring variations (e.g. polymorphisms), each with its own valid existence. This clone is substantially in agreement with the reference, but a complete review of all prevailing variants is recommended prior to use. [More info](#)

OTI Annotation: This clone was engineered to express the complete ORF with an expression tag. Expression varies depending on the nature of the gene.

Components: The ORF clone is ion-exchange column purified and shipped in a 2D barcoded Matrix tube containing 10ug of transfection-ready, dried plasmid DNA (reconstitute with 100 ul of water).

Reconstitution Method:

1. Centrifuge at 5,000xg for 5min.
2. Carefully open the tube and add 100ul of sterile water to dissolve the DNA.
3. Close the tube and incubate for 10 minutes at room temperature.
4. Briefly vortex the tube and then do a quick spin (less than 5000xg) to concentrate the liquid at the bottom.
5. Store the suspended plasmid at -20°C. The DNA is stable for at least one year from date of shipping when stored at -20°C.

RefSeq: [NM_153378.3](#)

RefSeq Size: 2960 bp

RefSeq ORF: 999 bp

Locus ID: 116085

UniProt ID: [Q96S37](#)

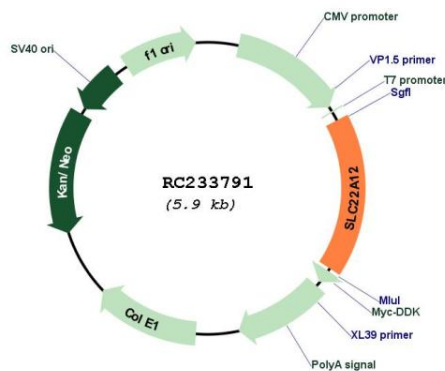
Cytogenetics: 11q13.1

Protein Families: Transmembrane

MW: 36 kDa

Gene Summary: The protein encoded by this gene is a member of the organic anion transporter (OAT) family, and it acts as a urate transporter to regulate urate levels in blood. This protein is an integral membrane protein primarily found in epithelial cells of the proximal tubule of the kidney. An elevated level of serum urate, hyperuricemia, is associated with increased incidences of gout, and mutations in this gene cause renal hypouricemia type 1. Alternative splicing results in multiple transcript variants. [provided by RefSeq, Jan 2013]

Product images:



Circular map for RC233791