

Product datasheet for RC233680

Ikaros (IKZF1) (NM_001220775) Human Tagged ORF Clone

Product data:

Product Type: Expression Plasmids
Product Name: Ikaros (IKZF1) (NM_001220775) Human Tagged ORF Clone
Tag: Myc-DDK
Symbol: Ikaros
Synonyms: hlk-1; Hs.54452; IK1; IKAROS; LYF1; PRO0758; ZNFN1A1
Mammalian Cell Selection: Neomycin
Vector: pCMV6-Entry (PS100001)
E. coli Selection: Kanamycin (25 ug/mL)
ORF Nucleotide Sequence: >RC233680 representing NM_001220775
 Red=Cloning site Blue=ORF Green=Tags(s)

TTTTGTAATACGACTCACTATAGGGCGCCGGGAATTCGTCGACTGGATCCGGTACCGAGGAGATCTGCC
 GCC**CGATCGCC**

ATGGATGCTGATGAGGGTCAAGACATGTCCAAGTTTCAGTCATTAAGAAGAACTAATCACAGTGAAA
 TGGCAGAAGACCTGTGCAAGATAGGATCAGAGAGATCTCTCGTGCTGGACAGACTAGCAAGTAACGTGCG
 CAAACGTAAGAGCTCTATGCCTCAGAAATTTCTTGGGGACAAGGGCCTGTCCGACACGCCCTACGACAGC
 AGCGCCAGCTACGAGAAGGAGAACGAAATGATGAAGTCCCACGTGATGGACCAAGCCATCAACAACGCCA
 TCAACTACCTGGGGCCGAGTCCCTGCGCCGCTGGTGCAGACGCCCCCGGGCGGTTCCGAGGTGGTCCC
 GGTTCATCAGCCCGATGTACCAGCTGCACAAGCCGCTCGCGGAGGGCACCCCGCGCTCCAACCACTCGGCC
 CAGGACAGCGCCGTGGAGAACCTGCTGCTGCTCTCCAAGGCCAAGTTGGTGCCCTCGGAGCGCGAGGCGT
 CCCCAGCAACAGCTGCCAAGACTCCACGGACACCGAGAGCAACAACGAGGAGCAGCGCAGCGGTCTCAT
 CTACCTGACCAACCACATCGCCCCGACGCGCAACGGGCTGTGCTCAAGGAGGAGCACCAGCGCTAC
 GACCTGCTGCGCGCCCTCCGAGAAGTGCAGGACGCGCTCCGCGTGGTCAAGCACCAGCGGGGAGCAGA
 TGAAGGTGTACAAGTGCGAACACTGCCGGTGTCTTCTGGATCACGTATGTACACCATCCACATGGG
 CTGCCACGGCTTCCGTGATCCTTTGAGTGCAACATGTGCGGCTACCACAGCCAGGACCGGTACGAGTTC
 TCGTCGCACATAACCGGAGGGGAGCACCCTTCCACATGAGC

ACGCGTACGCGGGCCGCTCGAGCAGAAACTCATCTCAGAAGAGGATCTGGCAGCAAATGATATCCTGGATT
 ACAAGGATGACGACGATAAGGTTTAA



[View online »](#)

Protein Sequence: >RC233680 representing NM_001220775
 Red=Cloning site Green=Tags(s)

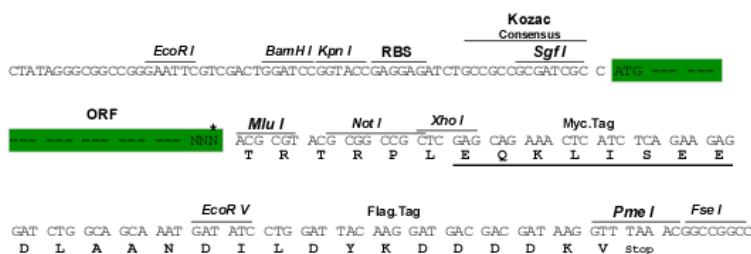
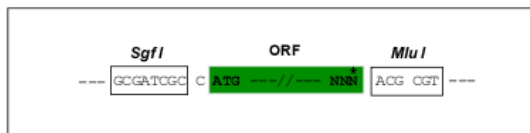
MDADEGQDMSQVSVIKEETNHSEMAEDLCKIGSERSLVLDRLASNVAKRKSSMPQKFLGDKGLSDTPYDS
 SASYEKENEMMKSHVMDQAINNAINYLGAESLRPLVQTPPGGSEVVPVISP MYQLHKPLAEGTPRSNHSA
 QDSAVENLLLLSKAKLVP SEREASPSNSCQDSTDTESNNEEQRSGLIYL TNHIAPHARNGLSLKEEHAY
 DLLRAASENSQDALRVVSTSGEQMKVYKCEHCRVFLDHSVMTIHMGC HGFDRDPFECNMCGYHSQDRYEF
 SSHITRGEHRFHMS

TRTRPLEQKLISEEDLAANDILDYKDDDDKV

Restriction Sites: SgfI-MluI

Cloning Scheme:

Cloning sites used for ORF Shuttling:



* The last codon before the Stop codon of the ORF

ACCN: NM_001220775

ORF Size: 882 bp

OTI Disclaimer: The molecular sequence of this clone aligns with the gene accession number as a point of reference only. However, individual transcript sequences of the same gene can differ through naturally occurring variations (e.g. polymorphisms), each with its own valid existence. This clone is substantially in agreement with the reference, but a complete review of all prevailing variants is recommended prior to use. [More info](#)

OTI Annotation: This clone was engineered to express the complete ORF with an expression tag. Expression varies depending on the nature of the gene.

Components: The ORF clone is ion-exchange column purified and shipped in a 2D barcoded Matrix tube containing 10ug of transfection-ready, dried plasmid DNA (reconstitute with 100 ul of water).

Reconstitution Method:

1. Centrifuge at 5,000xg for 5min.
2. Carefully open the tube and add 100ul of sterile water to dissolve the DNA.
3. Close the tube and incubate for 10 minutes at room temperature.
4. Briefly vortex the tube and then do a quick spin (less than 5000xg) to concentrate the liquid at the bottom.
5. Store the suspended plasmid at -20°C. The DNA is stable for at least one year from date of shipping when stored at -20°C.

RefSeq: [NM_001220775.1](#), [NP_001207704.1](#)

RefSeq Size: 5542 bp

RefSeq ORF: 885 bp

Locus ID: 10320

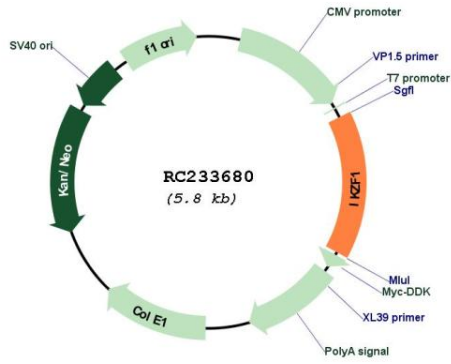
Cytogenetics: 7p12.2

Protein Families: Druggable Genome, Transcription Factors

MW: 33.4 kDa

Gene Summary: This gene encodes a transcription factor that belongs to the family of zinc-finger DNA-binding proteins associated with chromatin remodeling. The expression of this protein is restricted to the fetal and adult hemo-lymphopoietic system, and it functions as a regulator of lymphocyte differentiation. Several alternatively spliced transcript variants encoding different isoforms have been described for this gene. Most isoforms share a common C-terminal domain, which contains two zinc finger motifs that are required for hetero- or homo-dimerization, and for interactions with other proteins. The isoforms, however, differ in the number of N-terminal zinc finger motifs that bind DNA and in nuclear localization signal presence, resulting in members with and without DNA-binding properties. Only a few isoforms contain the requisite three or more N-terminal zinc motifs that confer high affinity binding to a specific core DNA sequence element in the promoters of target genes. The non-DNA-binding isoforms are largely found in the cytoplasm, and are thought to function as dominant-negative factors. Overexpression of some dominant-negative isoforms have been associated with B-cell malignancies, such as acute lymphoblastic leukemia (ALL). [provided by RefSeq, May 2014]

Product images:



Circular map for RC233680