

## Product datasheet for **RC233529**

### CCDC103 (NM\_001258395) Human Tagged ORF Clone

#### Product data:

Product Type:	Expression Plasmids
Product Name:	CCDC103 (NM_001258395) Human Tagged ORF Clone
Tag:	Myc-DDK
Symbol:	CCDC103
Synonyms:	CILD17; PR46b; SMH
Mammalian Cell Selection:	Neomycin
Vector:	pCMV6-Entry (PS100001)
E. coli Selection:	Kanamycin (25 ug/mL)
ORF Nucleotide Sequence:	>RC233529 ORF sequence Red=Cloning site Blue=ORF Green=Tags(s)

TTTTGTAATACGACTCACTATAGGGCGCCGGGAATTCGTCGACTGGATCCGGTACCGAGGAGATCTGCC  
GCC**CGATCGC**C

ATGGAAGGAATGACATCATCAACTTCAAGGCTTTGGAGAAAGAGCTGCAGGCTGCACTCACTGCTGATG  
AGAAGTACAAACGGGAGAATGCTGCCAAGTTACGGGCAGTGGAACAGAGGGTGGCTTCTATGAGGAGTT  
CAGGGGTATTGTCCTTGCACTCACATCTGAAGCCACTGGAGCGGAAGGATAAGATGGGAGGAAAGAGAACT  
GTGCCCTGGAAGTGTCACTATTCAAGGAAGGACCTTCCAGGATGTGGCCACTGAAATCTCCCCGGAGA  
AAGCCCCCTCCAGCCCAGACGCTCTGCTGACTTCTATCGTGATTGGCGACGACACTTGCCAAGTGGGCC  
AGAGCGCTACCAGGCTCTACTGCAGCTTGGGGTCCAAGGCTCGGCTGCCTCTTCCAGACAGATGTGGGA  
TTTGGACTTCTTGGGAGCTGCTGGTGGCACTGGCTGATCACGTGGGGCCGGCTGACCGGCAGCGGTGC  
TGGGGATCCTATGCAGCCTGGCGAGCACTGGGCGCTTCAACCTGAACCTAAGCCTGCTGAGCCGGGAGAG  
GAGAGAGAGCTGCAAGGGCTTGTTCAGAAGCTGCAAGCCATGGGCAACCCAGATCCGTGAAGGAGGGG  
CTCAGCTGGGAGGAGCAGGGTCTGGAGGAGCAGTCTGGTGGGCTCCAGGAGGAGGAGAGGGCTCTGCAGG  
AGCTGCTGGAGCTGTACCAGTTGAC

**ACGCGT**ACGCGGCCGCTCGAGCAGAACTCATCTCAGAAGAGGATCTGGCAGCAAATGATATCCTGGATT  
ACAAGGATGACGACGATAAGGTTTAA



[View online »](#)

**Protein Sequence:** >RC233529 protein sequence  
Red=Cloning site Green=Tags(s)

MERNDIINFKALEKELQAALTADEKYKRENAAKLRAVEQQRVASYEFRGIVLASHLKPLERKDKMGGKRT  
 VPWNCHTIQGRTFQDVATEISPEKAPLQPETSADFYRDWRRHLPSGPERYQALLQLGGPRLGCLFQTDVG  
 FLLLGELLVALADHVGPADRAAVLGILCSLASTGRFTLNL.SLLSRAERESCKGLFQKLQAMGNPRSVKEG  
 LSWEEQGLEEQSGGLQEERLLQELLELYQVD

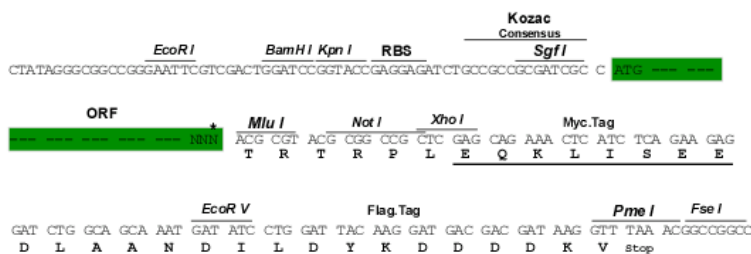
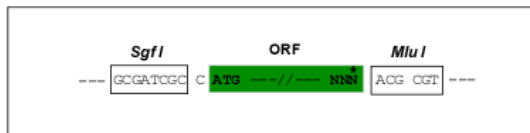
TRTRPLEQKLISEEDLAANDILDYKDDDDKV

**Chromatograms:** [https://cdn.origene.com/chromatograms/mk6552\\_c01.zip](https://cdn.origene.com/chromatograms/mk6552_c01.zip)

**Restriction Sites:** SgfI-MluI

**Cloning Scheme:**

Cloning sites used for ORF Shuttling:



\* The last codon before the Stop codon of the ORF

**ACCN:** NM\_001258395

**ORF Size:** 726 bp

**OTI Disclaimer:** The molecular sequence of this clone aligns with the gene accession number as a point of reference only. However, individual transcript sequences of the same gene can differ through naturally occurring variations (e.g. polymorphisms), each with its own valid existence. This clone is substantially in agreement with the reference, but a complete review of all prevailing variants is recommended prior to use. [More info](#)

**OTI Annotation:** This clone was engineered to express the complete ORF with an expression tag. Expression varies depending on the nature of the gene.

**Components:** The ORF clone is ion-exchange column purified and shipped in a 2D barcoded Matrix tube containing 10ug of transfection-ready, dried plasmid DNA (reconstitute with 100 ul of water).

**Reconstitution Method:**

1. Centrifuge at 5,000xg for 5min.
2. Carefully open the tube and add 100ul of sterile water to dissolve the DNA.
3. Close the tube and incubate for 10 minutes at room temperature.
4. Briefly vortex the tube and then do a quick spin (less than 5000xg) to concentrate the liquid at the bottom.
5. Store the suspended plasmid at -20°C. The DNA is stable for at least one year from date of shipping when stored at -20°C.

**RefSeq:** [NM\\_001258395.2](#)

**RefSeq Size:** 1736 bp

**RefSeq ORF:** 729 bp

**Locus ID:** 388389

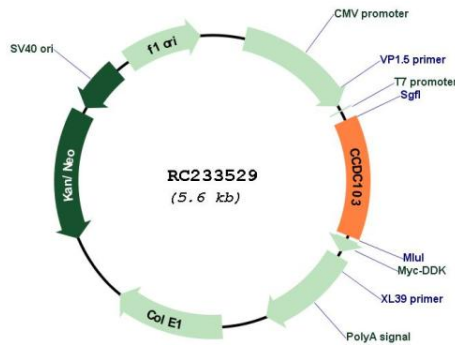
**UniProt ID:** [Q8IWI40](#)

**Cytogenetics:** 17q21.31

**MW:** 27.2 kDa

**Gene Summary:** This gene encodes a protein that contains a coiled-coil domain. [provided by RefSeq, Apr 2012]

**Product images:**



Circular map for RC233529