

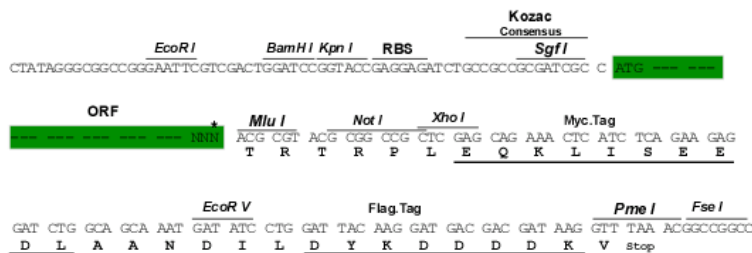
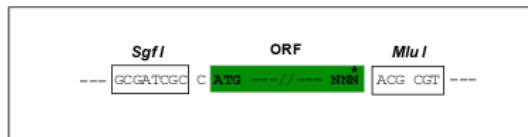
## Product datasheet for RC233352

### SPIB (NM\_001243998) Human Tagged ORF Clone

#### Product data:

Product Type:	Expression Plasmids
Product Name:	SPIB (NM_001243998) Human Tagged ORF Clone
Tag:	Myc-DDK
Symbol:	SPIB
Synonyms:	SPI-B
Mammalian Cell Selection:	Neomycin
Vector:	pCMV6-Entry (PS100001)
E. coli Selection:	Kanamycin (25 ug/mL)
Restriction Sites:	SgfI-MluI
Cloning Scheme:	

Cloning sites used for ORF Shuttling:



\* The last codon before the Stop codon of the ORF

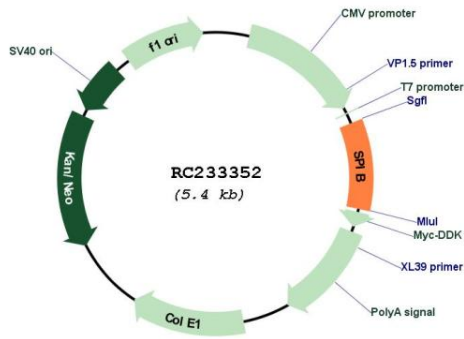
ACCN:	NM_001243998
ORF Size:	513 bp



[View online >](#)

<b>OTI Disclaimer:</b>	The molecular sequence of this clone aligns with the gene accession number as a point of reference only. However, individual transcript sequences of the same gene can differ through naturally occurring variations (e.g. polymorphisms), each with its own valid existence. This clone is substantially in agreement with the reference, but a complete review of all prevailing variants is recommended prior to use. <a href="#">More info</a>
<b>OTI Annotation:</b>	This clone was engineered to express the complete ORF with an expression tag. Expression varies depending on the nature of the gene.
<b>Components:</b>	The ORF clone is ion-exchange column purified and shipped in a 2D barcoded Matrix tube containing 10ug of transfection-ready, dried plasmid DNA (reconstitute with 100 ul of water).
<b>Reconstitution Method:</b>	<ol style="list-style-type: none"><li>1. Centrifuge at 5,000xg for 5min.</li><li>2. Carefully open the tube and add 100ul of sterile water to dissolve the DNA.</li><li>3. Close the tube and incubate for 10 minutes at room temperature.</li><li>4. Briefly vortex the tube and then do a quick spin (less than 5000xg) to concentrate the liquid at the bottom.</li><li>5. Store the suspended plasmid at -20°C. The DNA is stable for at least one year from date of shipping when stored at -20°C.</li></ol>
<b>RefSeq:</b>	<a href="#">NM_001243998.1</a> , <a href="#">NP_001230927.1</a>
<b>RefSeq Size:</b>	3322 bp
<b>RefSeq ORF:</b>	516 bp
<b>Locus ID:</b>	6689
<b>UniProt ID:</b>	<a href="#">Q01892</a>
<b>Cytogenetics:</b>	19q13.33
<b>Protein Families:</b>	Transcription Factors
<b>MW:</b>	19.6 kDa
<b>Gene Summary:</b>	The protein encoded by this gene is a transcriptional activator that binds to the PU-box (5'-GAGGAA-3') and acts as a lymphoid-specific enhancer. Four transcript variants encoding different isoforms have been found for this gene. [provided by RefSeq, Sep 2011]

Product images:



Circular map for RC233352