

Product datasheet for **RC229807**

PRR7 (NM_001174101) Human Tagged ORF Clone

Product data:

Product Type:	Expression Plasmids
Product Name:	PRR7 (NM_001174101) Human Tagged ORF Clone
Tag:	Myc-DDK
Symbol:	PRR7
Mammalian Cell Selection:	Neomycin
Vector:	pCMV6-Entry (PS100001)
E. coli Selection:	Kanamycin (25 ug/mL)
ORF Nucleotide Sequence:	>RC229807 representing NM_001174101 Red=Cloning site Blue=ORF Green=Tags(s)

TTTTGTAATACGACTCACTATAGGGCGGCCGGAATTCGTCGACTGGATCCGGTACCGAGGAGATCTGCC
GCC**CGATCGCC**

ATGGTGATGTCCAGGGCACCTACACGTTCCACGTGCTTCGCCGGCTTCTGGCTCATCTGGGGTCTCA
TCGTCCTGCTCTGCTGCTTCTGCAGTTCTCGCCGCCCGCTCAAACGGCGCCAGGAGGAGCGACTGCC
CGAGCAGAACCTGCGGCCCTAGAGCTGGAGCCCCTCGAACTCGAGGGCAGTCTGGCCGGGAGCCCCCG
GGCCTGGCGCCCGCAGCCACCACCACCCGTAGCCGCCTGGAGGCGCCGGCTCACGCGCACTCGCATC
CGCAGTGCACGTGCACCCGCTGCTGCACCAGGGCCCGCAGCCGACGCGCACGCCACCCACACCC
GCACCACCAGCGCTCCCGCACCCGCGCATAACGCACCTGTCGGTGCCGCGCACGGCCCTGGAGCTACCCG
CGCCAAGCGGAATCGGACATGTCCAAACCACCGTGTACGAAGAGGCGGTGCTGATGGCAGAGCCGCCG
CGCCCTATAGCGAGGTGCTCACGGACACGCGGCCCTCTACCGAAGATCGTCACGCCCTTCTGAGTCG
CCGCGACAGCGGAGAAGCAGGAGCAGCCGCTCCAGCTACAAGCCGCTTCTCCTGGACCGGGGTAC
ACCTCGGCGTGCACCTGCCAGCGCCCTCGGCCGCGCCGCTGCCAGCCCTGCTGCAGGCCG
ACCGTGGCCGCGGGTCTTCCCCAGCTGGACCGACTCAGAGCTCAGCAGCCGCGAGCCCTGGAGCAGG
AGCTTGGCGTCTCCGCTCCATCCCCTGTTCGGGAGGACTACAGCCGTA

ACGCGTACGCGGCCGCTCGAGCAGAAACTCATCTCAGAAGAGGATCTGGCAGCAAATGATATCCTGGATT
ACAAGGATGACGACGATAAGGTTTAA



[View online »](#)

Protein Sequence: >RC229807 representing NM_001174101
Red=Cloning site Green=Tags(s)

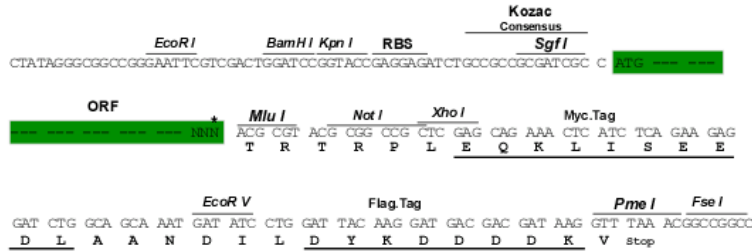
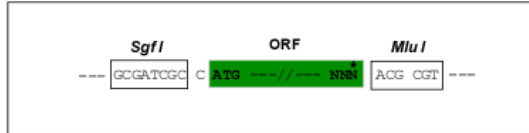
MVMSQGTYTFLTCFAGFWLIWGLIVLLCCFCFLRRRLKRRQEERLREQNLRALELEPLELEGLAGSPP
 GLAPPQPPPHRSRLEAPAHASHPHVHVHPLLHHGPAQPHAHAPHPHHHALPHPPHHLVPPRPWSYP
 RQAESDMSKPPCYEEAVLMAEPPPPYSEVLTDRGLYRKIVTPFLSRRDSA EKQEPPPSYKPLFLDRGY
 TSALHLPSAPRPAPPCALCLQADRGRVFPSTWDSSELSSREPLEHGAWRLPVSIPLFGRTTAV

TRTRPLEQKLISEEDLAANDILDYKDDDDKV

Restriction Sites: SgfI-MluI

Cloning Scheme:

Cloning sites used for ORF Shuttling:



* The last codon before the Stop codon of the ORF

ACCN: NM_001174101

ORF Size: 822 bp

OTI Disclaimer: The molecular sequence of this clone aligns with the gene accession number as a point of reference only. However, individual transcript sequences of the same gene can differ through naturally occurring variations (e.g. polymorphisms), each with its own valid existence. This clone is substantially in agreement with the reference, but a complete review of all prevailing variants is recommended prior to use. [More info](#)

OTI Annotation: This clone was engineered to express the complete ORF with an expression tag. Expression varies depending on the nature of the gene.

Components: The ORF clone is ion-exchange column purified and shipped in a 2D barcoded Matrix tube containing 10ug of transfection-ready, dried plasmid DNA (reconstitute with 100 ul of water).

Reconstitution Method:

1. Centrifuge at 5,000xg for 5min.
2. Carefully open the tube and add 100ul of sterile water to dissolve the DNA.
3. Close the tube and incubate for 10 minutes at room temperature.
4. Briefly vortex the tube and then do a quick spin (less than 5000xg) to concentrate the liquid at the bottom.
5. Store the suspended plasmid at -20°C. The DNA is stable for at least one year from date of shipping when stored at -20°C.

RefSeq: [NM_001174101.1](#), [NP_001167572.1](#)

RefSeq ORF: 825 bp

Locus ID: 80758

UniProt ID: [Q8TB68](#)

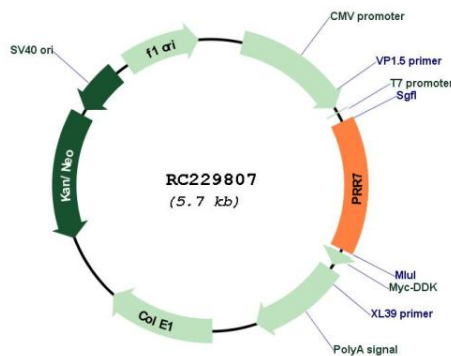
Cytogenetics: 5q35.3

Protein Families: Transmembrane

MW: 31.4 kDa

Gene Summary: Acts as a synapse-to-nucleus messenger to promote NMDA receptor-mediated excitotoxicity in neurons in a JUN-dependent manner (By similarity). Inhibits ubiquitination-mediated degradation and promotes phosphorylation and transcriptional activity of transcription factor JUN (PubMed:27458189). Might play a redundant role in the regulation of T cell receptor signaling (PubMed:21460222). Might promote apoptosis in T cells (PubMed:21460222). [UniProtKB/Swiss-Prot Function]

Product images:



Circular map for RC229807