

Product datasheet for **RC229453**

SHANK2 (NM_012309) Human Tagged ORF Clone

Product data:

Product Type:	Expression Plasmids
Product Name:	SHANK2 (NM_012309) Human Tagged ORF Clone
Tag:	Myc-DDK
Symbol:	SHANK2
Synonyms:	AUTS17; CORTBP1; CTTNBP1; ProSAP1; SHANK; SPANK-3
Mammalian Cell Selection:	Neomycin
Vector:	pCMV6-Entry (PS100001)
E. coli Selection:	Kanamycin (25 ug/mL)
ORF Nucleotide Sequence:	>RC229453 representing NM_012309 Red=Cloning site Blue=ORF Green=Tags(s)

TTTTGTAATACGACTCACTATAGGGCGGCCGGAATTCGTCGACTGGATCCGGTACCGAGGAGATCTGCC
GCC**CGATCGC**

ATGCCGCGCAGCCCAACATCCAGCGAGGACGAGATGGCCAGAGCTTCTCCGACTACTCCGTGGGGTCGG
AGTCAGACAGCTCCAAAGAAGAGACCATCTATGACACGATCCGGGCCACTGCGGAGAAGCCGGGCGGTGC
CAGGACGGAGGAGAGCCAGGGCAACACGCTGGTGATCCGCGTGGTCATCCATGACCTGCAGCAGACGAAA
TGCATTGATTTAACCCGGATGCCACAGTGTGGGTTGCAAAGCAGCGGATCCTGTGTACATTAACCCAGA
GTTTGAAAGATGCTCTGAACTACGGCCTGTTCCAGCCGGCCAGCAATGGGCGTGACGGCAAGTTCCTGGA
TGAGGAGCGGCTCCTGCGCGAGTACCCACAGCCCGTGGGTGAGGGCGTTCCTTCCCTGGAGTTTCGATAC
AAGAAGCGGGTGATAAAACAAGCAGTCTCGATGAGAAACAGTTGGCCAAGCTCCACACGAAGACCAATC
TGAAGAAATGCATGGATCACATTCAGCATCGCTTGGTGGAGAAGATCACCAAGATGCTGGACCGAGGCT
GGATCCCAATTTCCACGACCCGGAGACCGGAGAGACCCCTGACCTTAGCCGCTCAGCTGGACGACTCT
GTGGAGGTCATCAAAGCTCTCAAAAATGGTGGAGCTCACCTGGACTTCCGTGCCAAAGATGGGATGACCG
CCCTACACAAAGCTGCCGAGCGAGGAACCAAGTTGCCCTGAAGACCCTTTAGAGCTTGGTGCATCCCC
AGATTATAAAGACAGTTACGGCCTCACCCGCTGTATCACACAGCCATCGTCGGAGGTGATCCCTACTGC
TGCGAGCTTCTCCTGCACGAACACGCCACTGTGTGCTGCAAAGATGAGAACGGCTGGCAGGATCCACC
AGGCCTGCAGGTACGGGCACGTGCAGCACCTGGAGCACCTGCTGTTCTACGGGGCAGACATGAGTGCCCA
GAATGCCTCGGGGAACACGGCCTTGACATCTGCGCCCTCTACAACCAGGACAGCTGTGCAAGAGTGCTT
CTGTTTCGAGGCGGAAATAAGGAGTTAAAAAATAACAAGCCAGACTCCATTTAGGTGGCCATAATAG
CAGGCAACTTTGAGCTGGCAGAATACATCAAGAACCACAAGGAAACAGACATTGTGCCCTTCGAGAGGC
CCCGGCGTACTCCAACCGCCGGCGGGCGGCCCAACACGCTGGCCGCCCCCGGGTCTGCTGCGCTCC
AACAGTGACAACAACCTCAATGCCAGCGCTCCGACTGGGCGCTGCTCCACGGCCACCTCGCACCACA
GCCTGTACCCCGAGCTGTGCAGCAGATGCCAGCAAGCCGAGGGGGCCGGAAGACATTGGGAGCTA
CGTGCCCGGGCCCGCAGCCGGTCCCCATCGCTCAACAGGCTGGGCGGCGCAGGCGAGGACGGCAAGAGG



[View online »](#)

CCGCAGCCTCTCTGGCATGTCGGGTGCGCTTTTGCTCTTGGTGCCAACAAGGACTCACTCTCGGCCCTTCG
 AGTACCCGGGGCCCAAGCGGAAGCTCTACAGTGCCGTGCCCGGGAGGCTCTTCGTCGCTGTCAAGCCATA
 CCAACCCCAAGTGGACGGCGAGATCCCCCTTACC CGCGGTGACAGGGTCAAAGTTCTGAGCATCGGTGAA
 GGGGGCTTCTGGGAAGGCAGCGCCCGCGCCACATCGGATGGTTTCCGGCGGAGTGCGTGGAGGAGGTCC
 AGTGTAAGCCAGGGACAGCCAGGCAGAAACCCGCGTGACCGCAGCAAGAAGCTTTTCAGGCACTACAC
 CGTGGGCTCCTATGACAGCTTCGACACTCCAGTGA CTGCATTATTGAGGAGAAGACGGTGGTCTGCAG
 AAAAAAGACAATGAGGGCTTTGGATTCTGTGCTTCGAGGGGCCAAAGCTGACACACCCATTGAAGAATTCA
 CACCAACACCGGCTTTCCAGCCCTACAGTACCTGGAGTCCGTGGATGAAGGTGGGGTGGCGTGGCAAGC
 CGGACTAAGGACCGGGGACTTCTTGATTGAGGTTAACAATGAGAATGTTGTCAAAGTCGGCCACAGGCAG
 GTGGTGAACATGATCCGGCAGGGAGGGAATCACCTGGTCTTAAGGTGGTCACGGTGACCAGGAATCTGG
 ACCCCGACGACACCGCCAGGAAGAAAGCTCCCCCGCTCCAAAGCGGGCACCGACCACAGCCCTCACCT
 GCGCTCCAAGTCCATGACCTCGGAGCTGGAGGAGCTCGTGGATAAAGCCTCGGTCCGGAAGAAGAAGGAT
 AAACCCGAGGAGATAGTCCCGGCTCAAGCCCTCCCGCGCTGCTGAGAACATGGCTGTGGAACCGAGGG
 TGCGGACCATCAAGCAGCGGCCAGCAGCCGGTCTTCCCGCGGGCTCAGACATGAACCTGTGTACGA
 ACGCCAAGGAATCGCCGTGATGACGCCACTGTTCTTGGAGGCCAAAAGCCCCGTTTCTGGGCATCCCT
 CGAGGTACGATGCGAAGGCAGAAATCAATAGACAGCAGAAATCTTCTATCAGGAATAACAGAGGAAGAGC
 GGCAGTTTCTGGCTCCTCCAATGCTGAAGTTCACCAGAAGCCTGTCCATGCCGGACACCTCTGAGGACAT
 CCCCCCTCCACCGCAGTCTGTGCCCCCGTCCCCACCACCACTTCCCCAACCACTTACAACCTGCCCAAAG
 TCCCCAACTCCAAGAGTCTACGGGACGATTAAGCCTGCGTTCAATCAGAAATCTGCCGCCAAGGTGTCCC
 CCGCCACCAGGTCCGACACCGTGCCACCATGATGAGGGAGAAGGGGATGTAATTCAGGAGAGAGCTGGA
 CCGCTACTCCTTGGA CTGAAGACCTTACAGTCGGAATGCCGGCCCGCAAGCCAATTCGCGAACAAG
 AGAGGCCAGATGCCAGAAAACCCATACTCAGAGGTGGGAAGATCGCCAGCAAAGCCGTCTACGTCCCCG
 CCAAGCCCGCCAGGCGGAAGGGGATGCTGGTGAAGCAGTCCAACGTGGAGGACAGCCCCGAGAAGACGTG
 CTCATCCCTATCCCGACCATCATCGTGAAGGAGCCGTCCACCAGCAGCAGCGGCAAGAGCAGCCAGGGC
 AGCAGCATGGAGATCGACCCCCAGGCCCGGAGCCACCGAGCCAGCTGCGGCCTGACGAAAGCCTGACCG
 TCAGCAGCCCCCTTGCCGCCGCCATCGCCGGAGCCGTCCGCGACCGTGAGAAGCGGCTGGAAGCCAGGAG
 GAACTCCCCGGCCTTCTCTCCACAGACCTGGGGGATGAGGATGTGGGCTGGGGCCACCCGCCCCAGG
 ACGCGGCCCTCCATGTTCCCGAGGAGGGGATTTTGCTGACGAGGACAGCGCTGAGCAGCTGTATCCC
 CCATGCCGAGTGCCACGCCAGGGAGCCGAAAACCATTTCTGGGTGGCGCCGAGGCCAGTGTCCGGG
 TGAGGCTGGGAGGCCGTGAATTCACGTCCAAGCCAGGGGCCGAGAGCAGCCAGCAGTGCCTCC
 GCGAGCAGCGGCACAGCCGGCCCCGGAATTATGTCCACCACTCACAGGCGGGTCTGTATCCAGCT
 CCCCCTGGCCCTGGCACTCTCCGAAGGACCGAGCCATGAAGGAGTCTCAACAGGGACCCAAAGGGGA
 GGCCCCAAGGCCGACCTCAACAAACCTCTTTACATTGATACAAAATGCGGCCAGCCTGGATGCCGGC
 TTCCCTACGGTCACCAGGCAGAACACCCGGGACCCCTGAGGCGGCAGGAGACGGAGAACAAGTACGAGA
 CCGACCTGGGCCGAGACCGGAAAGGCGATGACAAGAAGACATGCTGATCGACATCATGGACACGTCCCA
 GCAGAAGTCGGCTGGCCTGCTGATGGTGCACACCGTGACGCCACTAAGTGGACAACGCCCTGCAGGAA
 GAGGACGAGAAGGCAGAGGTGGAGATGAAGCCAGACAGCTCGCGTCCGAGGTGCCAGAAGGTGTTCCG
 AAACCGAAGGTGCTTTACAGATCTCCGTGCCCCGAGCCACCACCGTGCCCGGAGAACCATCGTCG
 GGTGGGCTCCATGGAAGAGGCGGTGATTTTGCCATTCCGCATCCCTCCTCCCCCTCTGGCATCCGTGGAC
 TTGGATGAGGATTTTATTTTACAGAGCCATTGCCTCCTCCCTGGAATTTGCAAAATAGTTTGATATCC
 CCGATGACCGGGCAGCTTCTGTCCCGGCTCTCTCAGACTTGTGAAGCAGAAGAAAAGCGACACCCCTCA
 GTCCCCCTCGTTGAACTCCAGCCAACCAACCACTCTGCAGACAGCAAGAAGCCAGCCAGTCTTTCAAAC
 TGTCTGCCTGCCTCATTCTGCCACCCCTGAAAGCTTTGACGCCGTGCGCGACTCTGGGATCGAGGAGG
 TGGACAGCCGGAGTAGCAGCGACCACCACTCGAGACGACCAGCACTATCTCCACCGTGTCTAGCATCTC
 CACCCTGTCTCCGAAGGTGGAGAGAATGTGGACACCTGCACAGTCTATGCAGATGGGCAAGCATTTATG
 GTTGACAAACCCCACTACCTCCTAAGCCAAAAATGAAGCCATCATTACAAAAGCAATGCACTTTATC
 AAGACGCGCTCGTGGAAGAAGATGTAGTAGCTTTGTTATCCCCCGCCCGCTCCCCCGCCCCCGCGGG
 CAGTGCCAGCCTGGGATGGCCAAGTTTCCAGCCAAGGACCTCCAAGTTGTGGGGCAGCTCACAGAG
 ATCAAAAGCCCGATTCTCTCAGGCCAAAGGCAACGTTATTAGTGAATTGAACTCTATCTACAGCAAA
 TGAACCGAGAGAAATTGGCAAAGCCGGGGGAAGGACTGGATTACCAATGGGAGCCAAGTCCGCCAGCCT
 CGCTCCAAGAAGCCCGAGATCATGAGCACCATCTCAGGTACACGGAGCAGCAGGTCACCTTCACTGTT
 CGCCCCGACCTCCAGCCCATACCTGCAGAGCCGGCCCCCGACTATGAAAGCAGGACCTCAGGAA

CAAGACGTGCCCCAAGCCCTGTGGTCTCGCCAACAGAGATGAACAAAGAGACCCTGCCCGCCCCCTGTG
TGCTGCCACCGCCTCTCCTTCTCCCGCTCTCTCAGATGTCTTTAGCCTTCCAAGCCAGCCCCCTTCTGGG
GATCTATTTGGCTTGAACCCAGCGGGACGAGTAGGTGCGCATCCCCCTCGATACTGCAACAGCCAATCT
CAAATAAGCCTTTTAACTAAACCTGTCCACCTGTGGACTAAACCAGATGTGGCCGATTGGCTGGAAG
TCTAAACTTGGGTGAACATAAAGAGGCCCTTCATGGACAATGAGATCGATGGCAGTCACTTACCAACCTG
CAGAAGGAGGACCTCATCGATCTTGGGGTAACCGAGTCGGGCACAGAATGAACATAGAAAGGGCTTTGA
AACAGCTGCTGGACAGA

ACGCGTACGCGGCCGCTCGAGCAGAACTCATCTCAGAAGAGGATCTGGCAGCAATGATATCCTGGATT
ACAAGGATGACGACGATAAGGTTTAA

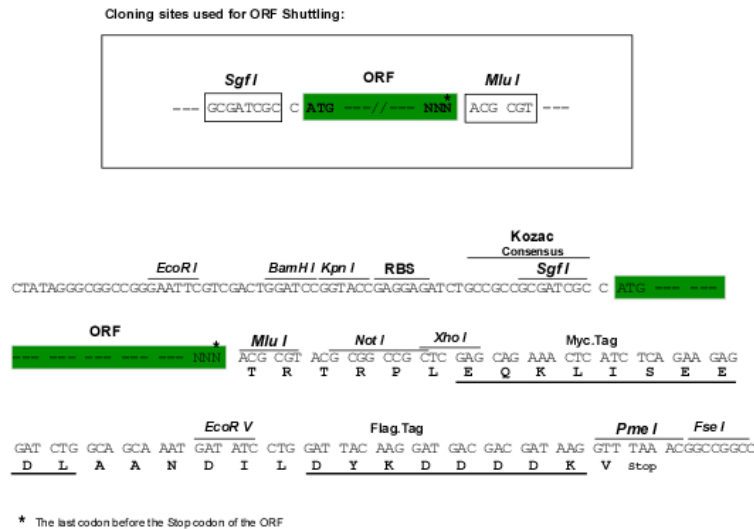
Protein Sequence: >RC229453 representing NM_012309
Red=Cloning site Green=Tags(s)

MPRSPTSSSEMAQSFSDYSVSGESDSSKEETIYDTIRATAEKPGGARTEESQGNTLVIRVVIHDLQQTK
CIRFNPDATVWVAKQIRILCTLTQSLKDVLYGLFQPASNGRDGKFLDEERLLREYPQPVGEGVPSLEFRY
KKRVYKQASLDEKQLAKLHTKTNLKKCMHQHRLVEKITKMLDRGLDPNFHDPETGETPLTLAAQLDDS
VEVIKALNGGAHLDFRAKDGMTALHKAARARNQVAKLTLELGASPDYKDSYGLTPLYHTAIVGGDPYC
CELLLHEHATVCCKDENGWHEIHQACRYGHVQHLEHLLFYGADMSAQNASGNTALHICALYNQDSCARVL
LFRGGNKELKNYNSQTPFQVAIIAGNFELAEYIKNHKETDIVPFREAPAYSNNRRRRPNTLAAPVLLRS
NSDNNLNASAPDWAVCSTATSHRSLSPQLLQMPSPKPEGAAKTIGSYVPGPRSRSPSLNRLGGAGEDGKR
PQPLWHVGSFALGANKDSLSAFEYGPGRKLYSAVPGRLFVAVKPYQPQVDGEIPLHRGDRVKVLSIGE
GGFWEGSARGHIGWFPACVEEVQCKPRDSQAETRADRSKKLFRHYTVGSYDSFDTSSDCIEEKTIVVLQ
KKDNEGFGFVLRGAKADTPIEEFTPTPAFPALQYLESVDEGGVAWQAGLRTGDFLIEVNNENVVKVGHQR
VYNMIRQGGNHLVLKVTVTRNLDPDDTARKKAPPPPKRAPTTALTLSKSMSTSELEELVDKASVRKKKD
KPEEIVPASKPSRAAENMAVEPRVATIKQRPSSRCFPAGSDMNSVYERQGIAMTPTVPGSPKAPFLGIP
RGTMRQKSIDSRIFLSGITEERQFLAPPMLKFTRLSMPDTSEDI PPPQSVPPSPPPSPPTTYNCPK
SPTPRVYGTIKPAFNQNSAAKVSPATRSOTVATMMREKGMYFRRELDRLSDSEDLYSRAGPQANFRNK
RGQMPENPYSEVGKIASKAVYVPAKPARRKGMVLKQSNVEDSPEKTCIPIPTIIIVKEPSTSSSGKSSQG
SSMEIDPQAEPPSQLRPDESLTVSSPFAAAIAGAVRDREKRLARRNSPAFLSTDLDGEDVGLGPPAPR
TRPSMFPEEGDFAEDSAEQLSSPMPSATPREPENHFVGGAESAPGEAGRPLNSTSKAQGPESPAVPS
ASSGTAGPGNYVHPLTGRLLDPSSPLALALSARDAMKESQGGPKGEAPKADLNKPLYIDTKMRPSLDAG
FPTVTRQNRGLRRQETENKYETDLGRDRKGDDKNMLIDIMDTSQQKSAGLLMVHTVDATKLDNALQE
EDEKAUEVMKPDSSPSEVPEGVSETEGALQISAAPEPTTVPGRTIVAVGSMEEAVILPFRIPPPPLASVD
LDEDFIFTEPLPPPLEFANSFDIPDDRAASVPALSDLVKQKSDTPQSPSLNSSQPTNSADSKKPASLSN
CLPASFLPPPEFSDAVADSGIEEVDSRSSDHHLETTSTISTVSSISTLSSEGGENVDTCTVYADGQAFM
VDKPPVPPKPKMKPIIHKSNAIYQDALVEEDVDSFVIPPAPPPPPGSAQPGMAKVLQPRTSKLWGDVTE
IKSPIILSGPKANVISELNSILQQMNREKLAKPGGLDSPMGAKSASLAPRSPEIMSTISGTRSTTVFTV
RPGTSQPIITLQSRPPDYESTSGTRRAPSPVVSPTMKNKETLPAPLSAATASPSALSDVFLSPSQPPSG
DLFGLNPAGRSRSPSPSILQQPISNKPFTTKPVHLWTKPDVADWLESNLGEHKEAFMDNEIDGSHLPNL
QKEDLIDLGVTRVGHMNIERALKQLLDR

TRTRPLEQKLISEEDLAANDILDYKDDDDKV

Chromatograms: https://cdn.origene.com/chromatograms/mk8036_c09.zip

Restriction Sites: SgfI-MluI

Cloning Scheme:


ACCN: NM_012309

ORF Size: 5547 bp

OTI Disclaimer: The molecular sequence of this clone aligns with the gene accession number as a point of reference only. However, individual transcript sequences of the same gene can differ through naturally occurring variations (e.g. polymorphisms), each with its own valid existence. This clone is substantially in agreement with the reference, but a complete review of all prevailing variants is recommended prior to use. [More info](#)

OTI Annotation: This clone was engineered to express the complete ORF with an expression tag. Expression varies depending on the nature of the gene.

Components: The ORF clone is ion-exchange column purified and shipped in a 2D barcoded Matrix tube containing 10ug of transfection-ready, dried plasmid DNA (reconstitute with 100 ul of water).

Reconstitution Method:

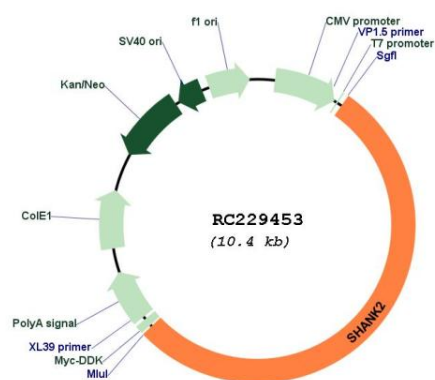
1. Centrifuge at 5,000xg for 5min.
2. Carefully open the tube and add 100ul of sterile water to dissolve the DNA.
3. Close the tube and incubate for 10 minutes at room temperature.
4. Briefly vortex the tube and then do a quick spin (less than 5000xg) to concentrate the liquid at the bottom.
5. Store the suspended plasmid at -20°C. The DNA is stable for at least one year from date of shipping when stored at -20°C.

RefSeq: [NM_012309.5](#)


RefSeq ORF: 5550 bp
 Locus ID: 22941
 UniProt ID: [Q9UPX8](#)
 Cytogenetics: 11q13.3-q13.4
 MW: 201.1 kDa

Gene Summary: This gene encodes a protein that is a member of the Shank family of synaptic proteins that may function as molecular scaffolds in the postsynaptic density of excitatory synapses. Shank proteins contain multiple domains for protein-protein interaction, including ankyrin repeats, and an SH3 domain. This particular family member contains a PDZ domain, a consensus sequence for cortactin SH3 domain-binding peptides and a sterile alpha motif. The alternative splicing demonstrated in Shank genes has been suggested as a mechanism for regulating the molecular structure of Shank and the spectrum of Shank-interacting proteins in the postsynaptic densities of the adult and developing brain. Alterations in the encoded protein may be associated with susceptibility to autism spectrum disorder. Alternative splicing results in multiple transcript variants. [provided by RefSeq, Feb 2014]

Product images:



Circular map for RC229453



Western blot validation of overexpression lysate (Cat# [LY432460]) using anti-DDK antibody (Cat# [TA50011-100]). Left: Cell lysates from untransfected HEK293T cells; Right: Cell lysates from HEK293T cells transfected with RC229453 using transfection reagent MegaTran 2.0 (Cat# [TT210002]).