

Product datasheet for RC228763

ABHD14B (NM_001146314) Human Tagged ORF Clone

Product data:

Product Type:	Expression Plasmids
Product Name:	ABHD14B (NM_001146314) Human Tagged ORF Clone
Tag:	Myc-DDK
Symbol:	ABHD14B
Synonyms:	CIB; HEL-S-299
Mammalian Cell Selection:	Neomycin
Vector:	pCMV6-Entry (PS100001)
E. coli Selection:	Kanamycin (25 ug/mL)
ORF Nucleotide Sequence:	>RC228763 ORF sequence Red=Cloning site Blue=ORF Green=Tags(s)

TTTTGTAATACGACTCACTATAGGGCGGCCGGAATTCGTCGACTGGATCCGGTACCGAGGAGATCTGCC
GCC**CGATCGCC**

ATGGCAGCAAGCGTGGAGCAGCGCAGGGCACCATCCAGGTGCAGGGCCAGGCCCTTCTTCCGAGAGG
CCCTGCCCGCAGTGGCAGGCTCGTTCTGTACTGCTGCTGCATGGTATTCGTTCTCTCCGAGAC
CTGGCAGAACCTGGGTACACTGCACAGGCTGGCCAGGCTGGCTACCGGGCTGTGGCCATTGACCTGCCA
GGTCTGGGGCACTCCAAGGAAGCAGCAGCCCTGCCCTATTGGGGAGCTGGCCCTGGCAGTTCTCTGG
CGGCTGTGGTGGATGCCTTGGAGCTGGCCCCCGGTTGTGATCAGTCCATCACTGAGTGGCATGTACTC
CCTGCCCTTCTCACGGCCCTGGCTCCAGCTCCCGGGCTTTGTGCCAGTGGCCCCATCTGCACTGAC
AAAATCAATGCTGCCAACTATGCCAGTGTGAAGACTCCAGCTCTGATTGTATATGGAGACCAGGACCCCA
TGGGTGAGACCAGCTTTGAGCACCTGAAGCAGCTGCCAACCACCGGGTGTGATCATGAAGGGGGCGGG
GCACCCCTGTTACCTGGACAAACCAGAGGAGTGGCATACAGGGCTGCTGGACTTCTGCAGGGGCTCCAG

ACGCGTACGCGGCCGCTCGAGCAGAACTCATCTCAGAAGAGGATCTGGCAGCAAATGATATCCTGGATT
ACAAGGATGACGACGATAAGGTTTAA

Protein Sequence:	>RC228763 protein sequence Red=Cloning site Green=Tags(s)
-------------------	--------------------------------------------------------------

MAASVEQREGTIQVQGQALFFREALPGSGQARFSVLLHGIKRFSSSETWQNLGTLHRLAQAGYRAVAIDL
PGLGHSKEAAAPAPIGELAPGSFLAAVVDALGPPVVISPSLSGMYSLPFLTAPGSQLPGFVVPVAPICTD
KINAANYASVKTPALIVYGDQDPMGQTSFEHLKQLPNHRVLIIMGAGHPCYLDKPEEWHGTLDFLQGLQ

TRTRPLEQKLISEEDLAANDILDYKDDDDKV



[View online »](#)

Chromatograms: https://cdn.origene.com/chromatograms/mk6412_c12.zip

Restriction Sites: SgfI-MluI

Cloning Scheme:



ACCN: NM_001146314

ORF Size: 630 bp

OTI Disclaimer: The molecular sequence of this clone aligns with the gene accession number as a point of reference only. However, individual transcript sequences of the same gene can differ through naturally occurring variations (e.g. polymorphisms), each with its own valid existence. This clone is substantially in agreement with the reference, but a complete review of all prevailing variants is recommended prior to use. [More info](#)

OTI Annotation: This clone was engineered to express the complete ORF with an expression tag. Expression varies depending on the nature of the gene.

Components: The ORF clone is ion-exchange column purified and shipped in a 2D barcoded Matrix tube containing 10ug of transfection-ready, dried plasmid DNA (reconstitute with 100 ul of water).

Reconstitution Method:

1. Centrifuge at 5,000xg for 5min.
2. Carefully open the tube and add 100ul of sterile water to dissolve the DNA.
3. Close the tube and incubate for 10 minutes at room temperature.
4. Briefly vortex the tube and then do a quick spin (less than 5000xg) to concentrate the liquid at the bottom.
5. Store the suspended plasmid at -20°C. The DNA is stable for at least one year from date of shipping when stored at -20°C.

RefSeq: [NM_001146314.1](#), [NP_001139786.1](#)

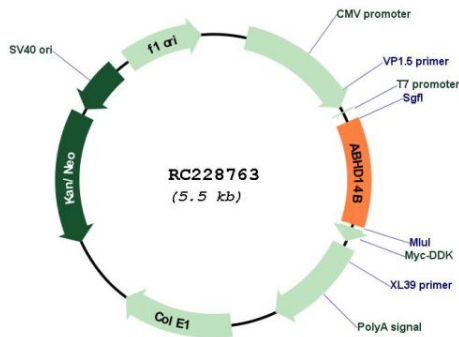
RefSeq Size: 2253 bp

RefSeq ORF: 633 bp

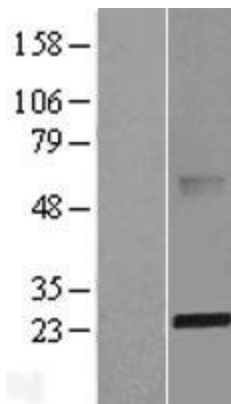
Locus ID: 84836

UniProt ID: [Q96IU4](#)
Cytogenetics: 3p21.2
MW: 22.3 kDa
Gene Summary: Has hydrolase activity towards p-nitrophenyl butyrate (in vitro). May activate transcription. [UniProtKB/Swiss-Prot Function]


Product images:



Circular map for RC228763



Western blot validation of overexpression lysate (Cat# [LY431791]) using anti-DDK antibody (Cat# [TA50011-100]). Left: Cell lysates from untransfected HEK293T cells; Right: Cell lysates from HEK293T cells transfected with RC228763 using transfection reagent MegaTran 2.0 (Cat# [TT210002]).



Coomassie blue staining of purified ABHD14B protein (Cat# [TP328763]). The protein was produced from HEK293T cells transfected with ABHD14B cDNA clone (Cat# RC228763) using MegaTran 2.0 (Cat# [TT210002]).