

## Product datasheet for **RC228551**

### PARP9 (NM\_001146106) Human Tagged ORF Clone

#### Product data:

Product Type:	Expression Plasmids
Product Name:	PARP9 (NM_001146106) Human Tagged ORF Clone
Tag:	Myc-DDK
Symbol:	PARP9
Synonyms:	ARTD9; BAL; BAL1; MGC:7868
Mammalian Cell Selection:	Neomycin
Vector:	pCMV6-Entry (PS100001)
E. coli Selection:	Kanamycin (25 ug/mL)



[View online »](#)

ORF Nucleotide  
Sequence:

>RC228551 representing NM\_001146106  
 Red=Cloning site Blue=ORF Green=Tags(s)

TTTTGTAATACGACTCACTATAGGGCGGCCGGGAATTCGTGCGACTGGATCCGGTACCGAGGAGATCTGCC  
 GCC**CGGATCGCC**

ATGGACTTTTCCATGGTGCCGGAGCAGCAGCTTACAATGAAAAATCAGAGACTGGTGCTCTTGGAGAAA  
 ACTATAGTTGGCAAATCCCATTAACCACAATGACTTCAAAATTTAAAAATAATGAGCGTCAGCTGTG  
 TGAAGTCTCCAGAATAAGTTTGGCTGTATCTCTACCCTGGTCTCTCCAGTTCAGGAAGGCAACAGCAAA  
 TCTCTGCAAGTGTTCAGAAAAATGCTGACTCCTAGGATAGAGTTATCAGTCTGAAAAGATGACCTCACCA  
 CACATGCTGTTGATGCTGTGGTGAATGCAGCCAATGAAGATCTTCTGCATGGGGGAGGCCTGGCCCTGGC  
 CCTGGTAAAAGCTGGTGGATTTGAAATCCAAGAAGAGAGCAAACAGTTTGTGGCCAGATATGGTAAAAGTG  
 TCAGCTGGTGAGATAGCTGTACGGGAGCAGGGAGGCTTCCCTGCAAACAGATCATCCATGCTGTTGGGC  
 CTCGGTGGATGGAATGGGATAAACAGGGATGACTGAAAAGCTGCAGAGGGCCATTGTAAGTATTCTGAA  
 TTATGTATCTATAAAAAACTCACATTAAGACAGTAGCAATCCAGCCTTGAGCTCTGGGATTTTTCAG  
 TTCCCTCTGAATTTGTGTACAAAGACTATTGTAGAGACTATCCGGGTTAGTTTGCAAGGGGAGCCAAATGA  
 TGAGTAATTTGAAAGAAATTCACCTGGTGAAGCAATGAGGACCCTACTGTTGCTGCCTTTAAAGCTGCTTC  
 AGAATTCATCCTAGGGAAGAGTGAGCTGGGACAAGAAACCACCCCTTCTTTCAATGCAATGGTCGTGAAC  
 AACCTGACCCCTCAGATTGTCCAGGGCCACATTGAATGGCAGACGGCAGATGTAATTTGTTAATCTGTAA  
 ACCCACATGATATTACAGTTGGACCTGTGGCAAAGTCAATTCTACAACAAGCAGGAGTTGAAATGAAATC  
 GGAATTTCTTCCACAAGGCTAAACAGTTTCAACGGTCCCAGTTGGTACTGGTCACAAAAGGATTTAAC  
 TTGTTCTGTAAATATATACCATGTACTGTGGCATTGAGAAATATAACTTCCATTTCTTTCCCTGGCCTTGGGAC  
 CAATGAAGGAGTGTGGGAAAAATGCATTGAGCAAAATATAACTTCCATTTCTTTCCCTGGCCTTGGGAC  
 TGGAAACATGGAAATAAAGAAGGAAACAGCAGCAGAGATTTTGTGGTGAAGTTTTAACATTTGCCAAA  
 GACCATGTAAAACACCAGTTAACTGTAAAATTTGTGATCTTTCCAACAGATTTGGAGATATATAAGGCTT  
 TCAGTTCTGAAATGGCAAAGAGTCCAAGATGCTGAGTTTGAACAATTACAGTGTCCCCAGTCAACCAG  
 AGAGGAGAAAAGAGAAAAATGGGCTTGAAGCTAGATCTCCTGCCATCAATCTGATGGGATTCAACGTGGAA  
 GAGATGTATGAGGCCACGCATGGATCCAAGAATCCTGAGTCTCCAGAACCACCACATCATTGAGAATA  
 ATCATATTCTGTACCTTGGGAGAAAGGAACATGACATTTTGTCTCAGCTTCAGAAACTTCAAGTGTCTC  
 CATCACAGAAATATCAGCCCAGGAAGGACAGAGTTAGAGATTGAAGGAGCCCGGCTGACCTCATTGAG  
 GTGGTTATGAACATTGAAGATATGCTTTGTAAAGTACAGGAGGAAATGGCAAGGAAAAAGGAGCGAGGCC  
 TTTGGCGCTCGTTAGGACAGTGGACTATTCAGCAACAAAAACCAAGACGAAATGAAAGAAAAATCAT  
 ATTTCTGAAATGTCTGTGCCTCCAACCTCAAGAGCTTCTAGATCAAAAAGAAACAGTTTAAAAATGTGGT  
 TTGAGGTTCTAAAGGTGGAGAAGATAGACAATGAGGTCCTTATGGCTGCCTTTCAAAGAAAAGAAAA  
 TGATGGAAGAAAAACTGCACAGGCAACCTGTGAGCCATAGGCTGTTTCAGCAAGTCCCATACCAAGTCTG  
 CAATGTGGTATGCAGAGTTGGCTTTCAAAGAATGTACTCGACACCTTGGGTAGGTGTCAATGCCTCATC  
 ATTGGGGCTACTCTGTGGAATTTGGTGAGC

**ACGCGT**ACGCGGCCGCTCGAGCAGAACTCATCTCAGAAGAGGATCTGGCAGCAAATGATATCCTGGATT  
 ACAAGGATGACGACGATAAGGTTTAA

**Protein Sequence:** >RC228551 representing NM\_001146106  
Red=Cloning site Green=Tags(s)

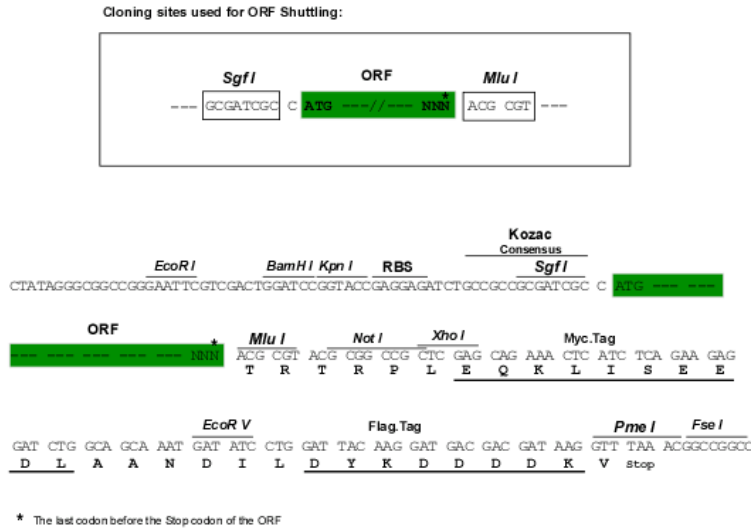
MDFSMVAGAAAYNEKSETGALGENYSWQIPINHDFKILKNNERQLCEVLQNKFGCISTLVSPVQEGNSK  
 SLQVFRKMLTPRIELSVWKDDLTHAVDAVVNAANEDLLHGGGLALALVKAGGFEIQEESKQFVARYGKV  
 SAGEIAVTGAGRLPCKQIIHAVGPRWMEWDKQGCTGKLRRAIVSILNYVIYKNTHIKTVAIPALSSGIFQ  
 FPLNLCTKTIVETIRVSLQGKPMMSNLKEIHLVSNEDPTVAAFKAASEFILGKSELGQETTPSFNAMVVN  
 NLTLQIVQGHIEWQTADVI VNSVNPHDITVGPVAKSILQQAGVEMKSEFLATKAKQFQRSQLVLVTKGFN  
 LFCKYIYHVLWHSEFPKPQILKHAMKECLEKCIQNITSISFPALGTGNMEIKKETAAEILFDEVLTFAK  
 DHVKHQLTVKFVIFPTDLEIYKAFSSEMAKRSKMLSLNNSVSPQSTREEKRENGLEARSPAINLMGFNVE  
 EMYEAHAWIQRILSLQNHIIENNHLYLGRKEHDILSQLQKTSSVSITEIISPGRTELEIEGARADLIE  
 VVMNIEDMLCKVQEEMARKKERGLWRSLGQWTIQQKTQDEMKENIIFLKCVPPTQELLDQKKQFEKCG  
 LQVLKVEKIDNEVLMMAAFQRKKKMEEKLHRQPVSHRLFQVVPYQFCNVVCRVGFQRMYSTPCGRCQCLI  
 IGATLWNLVS

TRTRPLEQKLISEEDLANDILDYKDDDDKV

**Chromatograms:** [https://cdn.origene.com/chromatograms/mk8038\\_f08.zip](https://cdn.origene.com/chromatograms/mk8038_f08.zip)

**Restriction Sites:** Sgfl-MluI

**Cloning Scheme:**



**ACCN:** NM\_001146106

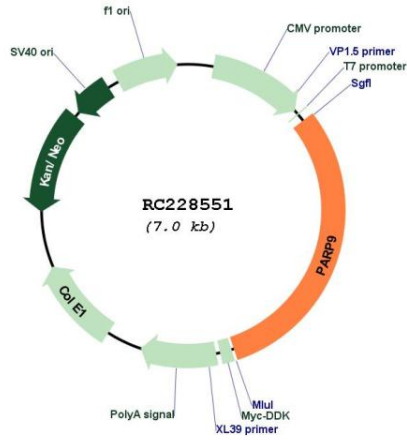
**ORF Size:** 2130 bp

**OTI Disclaimer:** The molecular sequence of this clone aligns with the gene accession number as a point of reference only. However, individual transcript sequences of the same gene can differ through naturally occurring variations (e.g. polymorphisms), each with its own valid existence. This clone is substantially in agreement with the reference, but a complete review of all prevailing variants is recommended prior to use. [More info](#)

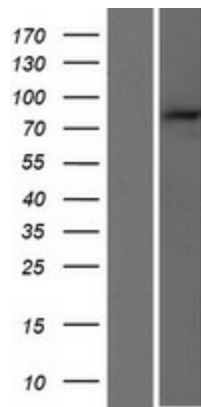
**OTI Annotation:** This clone was engineered to express the complete ORF with an expression tag. Expression varies depending on the nature of the gene.

<b>Components:</b>	The ORF clone is ion-exchange column purified and shipped in a 2D barcoded Matrix tube containing 10ug of transfection-ready, dried plasmid DNA (reconstitute with 100 ul of water).
<b>Reconstitution Method:</b>	<ol style="list-style-type: none"><li>1. Centrifuge at 5,000xg for 5min.</li><li>2. Carefully open the tube and add 100ul of sterile water to dissolve the DNA.</li><li>3. Close the tube and incubate for 10 minutes at room temperature.</li><li>4. Briefly vortex the tube and then do a quick spin (less than 5000xg) to concentrate the liquid at the bottom.</li><li>5. Store the suspended plasmid at -20°C. The DNA is stable for at least one year from date of shipping when stored at -20°C.</li></ol>
<b>RefSeq:</b>	<u>NM_001146106.2</u>
<b>RefSeq ORF:</b>	2133 bp
<b>Locus ID:</b>	83666
<b>Cytogenetics:</b>	3q21.1
<b>MW:</b>	80.1 kDa
<b>Gene Summary:</b>	<p>ADP-ribosyltransferase which, in association with E3 ligase DTX3L, plays a role in DNA damage repair and in immune responses including interferon-mediated antiviral defenses (PubMed:16809771, PubMed:23230272, PubMed:26479788, PubMed:27796300). Within the complex, enhances DTX3L E3 ligase activity which is further enhanced by PARP9 binding to poly(ADP-ribose) (PubMed:28525742). In association with DTX3L and in presence of E1 and E2 enzymes, mediates NAD(+)-dependent mono-ADP-ribosylation of ubiquitin which prevents ubiquitin conjugation to substrates such as histones (PubMed:28525742). During DNA repair, PARP1 recruits PARP9/BAL1-DTX3L complex to DNA damage sites via PARP9 binding to ribosylated PARP1 (PubMed:23230272). Subsequent PARP1-dependent PARP9/BAL1-DTX3L-mediated ubiquitination promotes the rapid and specific recruitment of 53BP1/TP53BP1, UIMC1/RAP80, and BRCA1 to DNA damage sites (PubMed:23230272, PubMed:28525742). In response to DNA damage, PARP9-DTX3L complex is required for efficient non-homologous end joining (NHEJ); the complex function is negatively modulated by PARP9 activity (PubMed:28525742). Dispensable for B-cell receptor (BCR) assembly through V(D)J recombination and class switch recombination (CSR) (By similarity). In macrophages, positively regulates pro-inflammatory cytokines production in response to IFNG stimulation by suppressing PARP14-mediated STAT1 ADP-ribosylation and thus promoting STAT1 phosphorylation (PubMed:27796300). Also suppresses PARP14-mediated STAT6 ADP-ribosylation (PubMed:27796300).[UniProtKB/Swiss-Prot Function]</p>

Product images:



Circular map for RC228551



Western blot validation of overexpression lysate (Cat# [LY431579]) using anti-DDK antibody (Cat# [TA50011-100]). Left: Cell lysates from untransfected HEK293T cells; Right: Cell lysates from HEK293T cells transfected with RC228551 using transfection reagent MegaTran 2.0 (Cat# [TT210002]).