

Product datasheet for **RC227788**

NELL2 (NM_001145109) Human Tagged ORF Clone

Product data:

Product Type:	Expression Plasmids
Product Name:	NELL2 (NM_001145109) Human Tagged ORF Clone
Tag:	Myc-DDK
Symbol:	NELL2
Synonyms:	NRP2
Mammalian Cell Selection:	Neomycin
Vector:	pCMV6-Entry (PS100001)
E. coli Selection:	Kanamycin (25 ug/mL)



[View online »](#)

ORF Nucleotide
Sequence:

>RC227788 representing NM_001145109
 Red=Cloning site Blue=ORF Green=Tags(s)

TTTTGTAATACGACTCACTATAGGGCGGCCGGAATTCGTCGACTGGATCCGGTACCGAGGAGATCTGCC
 GCC**CGGATCGCC**

ATGGAACGGGACTGGGTGCTCCGCTATTTAAAGCTTGGCTGCTGATCTCAGTTTGGGGCTTGGTGTGG
 ACCCTTCCCTACAGATTGACGTCTTAACAGAGTTAGAACTTGGGAGTCCACGACCGGAGTGCCTCAGGT
 CCCGGGGCTGCATAATGGGACGAAAGCCTTTCTCTTTCAAGATACTCCCAGAAGCATAAAAGCATCCACT
 GCTACAGCTGAACAGTTTTTTTTCAGAAGCTGAGAAATAAACATGAATTTACTATTTTGGTGACCTAAAAAC
 AGACCCACTTAAATTCAGGAGTTATTCTCTCAATTCACCACTTGGATCACAGGTACCTGGAAGTGGAAAG
 TAGTGGCCATCGGAATGAAGTCAGACTGCATTACCGCTCAGGCAGTCACCGCCCTCACACAGAAGTGTTC
 CCTTACATTTTGGCTGATGACAAGTGGCACAAGCTCTCCTTAGCCATCAGTGCTTCCATTTGATTTTAC
 ACATTGACTGCAATAAAATTTATGAAAGGGTAGTAGAAAAGCCCTCCACAGACTTGCTCTAGGCACAAC
 ATTTTGGCTAGGACAGAGAAATAATGCGCATGGATATTTTAAGGGTATAATGCAAGATGTCCAATTA
 GTCATGCCCCAGGGATTTATTGCTCAGTGCCAGATCTTAATCGACCTGTCCAAGTGGCAATGACTTCC
 ATGGACTTGTGCAGAAAATCATGGAGCTACAGGATATTTAGCCAAAACATCAGCCAAGCTGTCTCGAGC
 TGAACAGCGAATGAATAGATTGGATCAGTGCTATTGTGAAAGGACTTGCACCATGAAGGGAACCACTAC
 CGAGAATTTGAGTCTGGATAGACGGCTGAAGAACTGCACATGCCTGAATGGAACCATCCAGTGTGAAA
 CTCTAATCTGCCCAAATCCTGACTGCCCACTTAAGTCGGCTCTTGCGTATGTGGATGGCAAATGCTGTAA
 GGAATGCAAAATCGATAGCCAAATTTCAAGGACGAACCTACTTTGAAGGAGAAAGAAATACAGTCTATTCC
 TCTTCTGGAGTATGTGTTCTCTATGAGTGCAAGGACCAGACCACTGAAACTGTTGAGAGTTCAGGCTGTC
 CAGCTTTGGATTGTCAGAGTCTCATCAGATAACCTTGTCTCACAGCTGTTGCAAAGTTTGTAAAGGTTA
 TGACTTTTGTCTGAAAGGCATAACTGCATGGAGAATTCATCTGCAGAAATCTGAATGACAGGGCTGTT
 TGTAGCTGTCGAGATGGTTTTAGGGCTCTTCGAGAGGATAATGCCTACTGTGAAGACATCCATGAGTGTG
 CTGAAGGGCGCCATTACTGTCGTGAAAATAACAATGTGTGTCAACACCCCGGGTCTTTTTATGTGCATCTG
 CAAAACCTGGATACATCAGAATTGATGATTATTCATGTACAGAACATGATGAGTGTATCACAATCAGCAC
 AACTGTGATGAAAATGCTTTATGCTTCAACACTGTTGGAGGACACAACCTGTTTGAAGCCGGGCTATA
 CAGGGAATGGAACGACATGCAAAGCATTGCAAAGATGGCTGTAGGAATGGAGGAGCCTGTATTGCCGC
 TAATGTGTGTGCCTGCCACAAGGCTTCACTGGACCCAGCTGTGAAACGGACATTGATGAATGCTCTGAT
 GGTTTTGTCAATGTGACAGTCGTGCTAATTGCATTAACCTGCCTGGATGGTACCCTGTGAGTGCAGAG
 ATGGCTACCATGACAATGGGATGTTTTACCAAGTGGAGAATCGTGTGAAGATATTGATGAGTGTGGGAC
 CGGGAGGCACAGCTGTGCCAATGATACCATTTGCTTCAATTTGGATGGCGGATATGATTGTGATGTCCT
 CATGGAAGAATGACAGGGGACTGCATCCATGATGGAAAAGTTAAGCAATGGTTCAGATTTGGGTGT
 TGGAAAATGACAGGTGCTCTGTGTGCTCATGTCAGAATGGATTCGTTATGTGTCGACGGATGGTCTGTGA
 CTGTGAGAATCCCACAGTTGATCTTTTTTGTGCCCTGAATGTGACCCAAAGGCTTAGTAGTCAGTGCCTC
 CATCAAAATGGGGAACTTTGTATAACAGTGGTGACACCTGGGTCAGAAATGTCAACAGTGCCTGCTGCT
 TGCAAGGGGAAGTTGATTGTTGGCCCTGCCTTGCAGATGTGGAGTGTGAATTCAGCATTCTCCAGAG
 GAATGAGTGTGCCCGCCTGTGTCACAGACCCTTGCCAGGCTGACACCATCCGCAATGACATACCAAG
 ACTTGCCTGGACGAAATGAATGTGGTTCGCTTACCCGGTCTCTTGGATCAAACATGGCACTGAGTGTA
 CTCTCTGCCAGTGAAGAATGGCCACATCTGTTGCTCAGTGGATCCACAGTGCCTTCAGGAACTG

ACGCGTACGCGGGCGCTCGAGCAGAAACTCATCTCAGAAGAGGATCTGGCAGCAAATGATATCCTGGATT
 ACAAGGATGACGACGATAAGGTTTAA

Protein Sequence:

>RC227788 representing NM_001145109
 Red=Cloning site Green=Tags(s)

METGLGAPLFWKAWLLISVWGLGVDPQLQIDVLTELELGESTTGVRQVPGLHNGTKAFLFQDTPRSIKAST
 ATAEQFFQKLRNKHEFTILVTLKQTHLNSGVILSIHHLDHRYLELESSGHRNEVRLHYRSGSHRPHEVF
 PYILADDDKWHKLSLAISASHLILHIDCNKIYERVVEKPSDPLGTTFFWLGRNNAHGYPFKGIMQDVQLL
 VMPQGFIAQCPDLNRTCPTCNDFHGLVQKIMELQDILAKTSAKLSRAEQRMNRLDQCYCERTCTMKGTTY
 REFESWIDGCKNCTCLNGTIQCETLICPNPDCPLKSALAYVDGKCKECKSICQFQGRTYFEGERNVYS
 SSGVLCVLYECKDQTMKLVESGCPALDCPESHQITLSSHCKVKCKGYDFCSEHNCMENSICRNLDRAV
 CSCRDGFALREDNAYCEDIDECAEGRHYCRENMCVNTPGSFCICKTGYIRIDDYSCTEHDECITNQH
 NCDENALCFNTVGGHNCVCKPGYTGNGTTCKAFCKDGCRRNGGACIAANVCACPQGFSGPSCETDIDECSD
 GFVQCDSRANCINLPGWYHCECRDGYHDNGMFSFSGESCEDIDECGTGRHSCANDTICFNLGGYDCRCP
 HGKNTGDCIHDGKVKHNGQIIVLENDRCVSCQNGFVMCRMVDCENPTVDLFCCECDPRLSSQCL
 HQNGETLYNSGDTWVQNCQCRCLQGEVDCWPLPCPDVECEFSILPENECPPRCVTDPCQADTIRNDITK
 TCLDEMNVVRFVTGSSWIKHGTECTLCQCKNGHICCSVDPQCLQEL

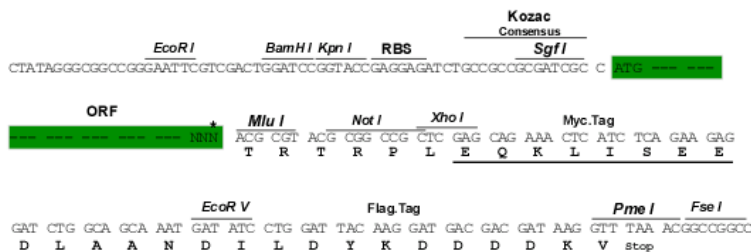
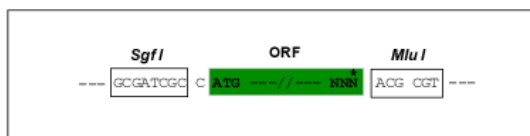
TRTRPLEQKLISEEDLAANDILDYKDDDDKV

Restriction Sites:

Sgfl-MluI

Cloning Scheme:

Cloning sites used for ORF Shutting:



* The last codon before the Stop codon of the ORF

ACCN: NM_001145109

ORF Size: 2445 bp

OTI Disclaimer: The molecular sequence of this clone aligns with the gene accession number as a point of reference only. However, individual transcript sequences of the same gene can differ through naturally occurring variations (e.g. polymorphisms), each with its own valid existence. This clone is substantially in agreement with the reference, but a complete review of all prevailing variants is recommended prior to use. [More info](#)

OTI Annotation: This clone was engineered to express the complete ORF with an expression tag. Expression varies depending on the nature of the gene.

Components: The ORF clone is ion-exchange column purified and shipped in a 2D barcoded Matrix tube containing 10ug of transfection-ready, dried plasmid DNA (reconstitute with 100 ul of water).

Reconstitution Method:

1. Centrifuge at 5,000xg for 5min.
2. Carefully open the tube and add 100ul of sterile water to dissolve the DNA.
3. Close the tube and incubate for 10 minutes at room temperature.
4. Briefly vortex the tube and then do a quick spin (less than 5000xg) to concentrate the liquid at the bottom.
5. Store the suspended plasmid at -20°C. The DNA is stable for at least one year from date of shipping when stored at -20°C.

RefSeq: [NM_001145109.1](#), [NP_001138581.1](#)

RefSeq ORF: 2448 bp

Locus ID: 4753

UniProt ID: [Q99435](#)

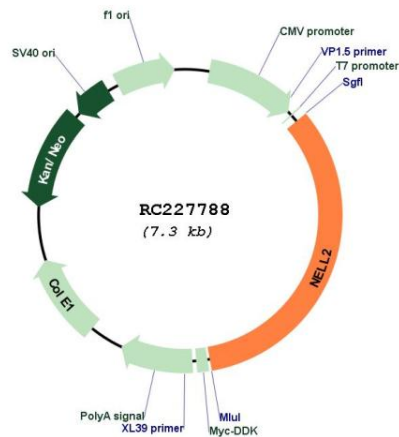
Cytogenetics: 12q12

Protein Families: Secreted Protein, Transmembrane

MW: 91 kDa

Gene Summary: The protein encoded by this gene is a glycoprotein containing several von Willebrand factor C domains and epidermal growth factor (EGF)-like domains. The encoded protein acts as a homotrimer and is found in the cytoplasm. Several variants encoding a few different isoforms exist, and at least one isoform appears to be a secreted protein. Studies in mouse suggest that this protein plays a role in neural cell growth and differentiation as well as in oncogenesis. [provided by RefSeq, Feb 2009]

Product images:



Circular map for RC227788