

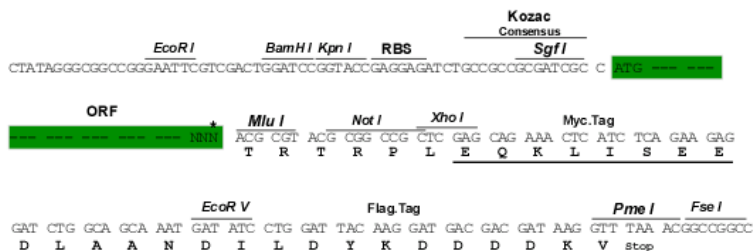
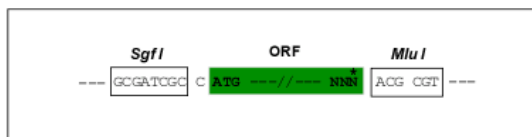
## Product datasheet for RC227760

### CD11b (ITGAM) (NM\_001145808) Human Tagged ORF Clone

#### Product data:

Product Type:	Expression Plasmids
Product Name:	CD11b (ITGAM) (NM_001145808) Human Tagged ORF Clone
Tag:	Myc-DDK
Symbol:	CD11b
Synonyms:	CD11B; CR3A; MAC-1; MAC1A; MO1A; SLEB6
Mammalian Cell Selection:	Neomycin
Vector:	pCMV6-Entry (PS100001)
E. coli Selection:	Kanamycin (25 ug/mL)
Restriction Sites:	SgfI-MluI
Cloning Scheme:	

Cloning sites used for ORF Shuttling:



\* The last codon before the Stop codon of the ORF

ACCN:	NM_001145808
ORF Size:	3459 bp

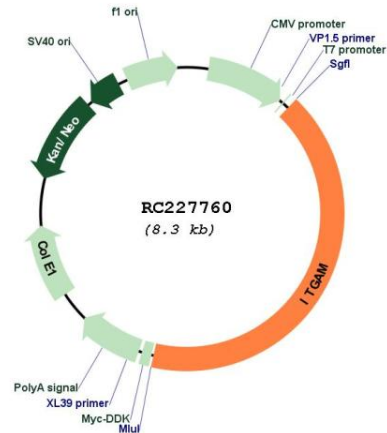


View online »

<b>OTI Disclaimer:</b>	<p>Due to the inherent nature of this plasmid, standard methods to replicate additional amounts of DNA in E. coli are highly likely to result in mutations and/or rearrangements. Therefore, OriGene does not guarantee the capability to replicate this plasmid DNA. Additional amounts of DNA can be purchased from OriGene with batch-specific, full-sequence verification at a reduced cost. Please contact our customer care team at <a href="mailto:custsupport@origene.com">custsupport@origene.com</a> or by calling 301.340.3188 option 3 for pricing and delivery.</p> <p>The molecular sequence of this clone aligns with the gene accession number as a point of reference only. However, individual transcript sequences of the same gene can differ through naturally occurring variations (e.g. polymorphisms), each with its own valid existence. This clone is substantially in agreement with the reference, but a complete review of all prevailing variants is recommended prior to use. <a href="#">More info</a></p>
<b>OTI Annotation:</b>	This clone was engineered to express the complete ORF with an expression tag. Expression varies depending on the nature of the gene.
<b>Components:</b>	The ORF clone is ion-exchange column purified and shipped in a 2D barcoded Matrix tube containing 10ug of transfection-ready, dried plasmid DNA (reconstitute with 100 ul of water).
<b>Reconstitution Method:</b>	<ol style="list-style-type: none"> <li>1. Centrifuge at 5,000xg for 5min.</li> <li>2. Carefully open the tube and add 100ul of sterile water to dissolve the DNA.</li> <li>3. Close the tube and incubate for 10 minutes at room temperature.</li> <li>4. Briefly vortex the tube and then do a quick spin (less than 5000xg) to concentrate the liquid at the bottom.</li> <li>5. Store the suspended plasmid at -20°C. The DNA is stable for at least one year from date of shipping when stored at -20°C.</li> </ol>
<b>RefSeq:</b>	<a href="#">NM_001145808.2</a>
<b>RefSeq Size:</b>	4745 bp
<b>RefSeq ORF:</b>	3462 bp
<b>Locus ID:</b>	3684
<b>UniProt ID:</b>	<a href="#">P11215</a>
<b>Cytogenetics:</b>	16p11.2
<b>Protein Families:</b>	Druggable Genome, ES Cell Differentiation/IPS, Transmembrane
<b>Protein Pathways:</b>	Cell adhesion molecules (CAMs), Hematopoietic cell lineage, Leukocyte transendothelial migration, Regulation of actin cytoskeleton
<b>MW:</b>	127.3 kDa

**Gene Summary:**

This gene encodes the integrin alpha M chain. Integrins are heterodimeric integral membrane proteins composed of an alpha chain and a beta chain. This I-domain containing alpha integrin combines with the beta 2 chain (ITGB2) to form a leukocyte-specific integrin referred to as macrophage receptor 1 ('Mac-1'), or inactivated-C3b (iC3b) receptor 3 ('CR3'). The alpha M beta 2 integrin is important in the adherence of neutrophils and monocytes to stimulated endothelium, and also in the phagocytosis of complement coated particles. Multiple transcript variants encoding different isoforms have been found for this gene. [provided by RefSeq, Mar 2009]

**Product images:**

Circular map for RC227760