

## Product datasheet for **RC226876**

### PSD93 (DLG2) (NM\_001142702) Human Tagged ORF Clone

#### Product data:

Product Type:	Expression Plasmids
Product Name:	PSD93 (DLG2) (NM_001142702) Human Tagged ORF Clone
Tag:	Myc-DDK
Symbol:	PSD93
Synonyms:	chapsyn-110; PPP1R58; PSD-93; PSD93
Mammalian Cell Selection:	Neomycin
Vector:	pCMV6-Entry (PS100001)
E. coli Selection:	Kanamycin (25 ug/mL)
ORF Nucleotide Sequence:	>RC226876 representing NM_001142702 Red=Cloning site Blue=ORF Green=Tags(s)

TTTTGTAATACGACTCACTATAGGGCGGCCGGAATTCGTCGACTGGATCCGGTACCGAGGAGATCTGCC  
GCC**CGATCGCC**

ATGATGAACACAGCATGAGCTCCGGTCCGGATCCCTGCGAACCAATCAGAAACGCTCCCTCTACGTCA  
GAGCCATGTTGACTACGACAAGAGCAAGGACAGTGGGCTGCCAAGTCAAGGACTTAGTTTTAAATATGG  
AGATATTCTCCACGTTATCAATGCCTCTGATGATGAGTGGTGGCAAGCCAGGAGAGTCATGCTGGAGGGA  
GACAGTGAGGAGATGGGGTTCATCCCAGCAAAGGAGGGTGGAAAGAAAGGAACGTGCCCGATTGAAGA  
CAGTGAAGTTAATGCCAACCTGGAGTGATTGATTTCGAAAGGGGACATCCCAGGATTAGGTGACGACGG  
TTATGGAACAAAGACTCTGAGAGGACAAGAAGACCTCATTCTTTCTATGAGCCTGTTACAAGGCAGGAA  
ATAAACTACCCCGCCGGTGATTATCCTGGGGCCCATGAAGGATCGGATCAATGACGACTTGATATCTG  
AATTCCTGATAAATTTGGCTCCTGTGTGCCTCATACTACGAGGCCAAAGCGAGACTACGAGGTGGATGG  
CAGAGACTATCACTTTGTCAATTCAGAGAACAATGGAGAAAGATATCCAAGAGCACAAGTTTATAGAA  
GCCGGCCAGTACAATGACAATTTATATGGAACCAAGTGTGACGCTGTGAGATTTGTAGCAGAAAGAGGCA  
AACACTGTATACTTGATGTATCAGGAAATGCTATCAAGCGTTACAAGTTGCCAGCTCTATCCCATTGC  
CATCTTCATAAAACCCAGGTCTCTGGAACCTCTTATGGAGATGAATAAGCGTCTAACAGAGGAACAAGCC  
AAGAAAACCTATGATCGAGCAATTAAGCTAGAACAAGAATTTGGAGAATATTTTACAGCTATTGTCCAAG  
GAGATACTTTAGAAGATATATATAACCAATGCAAGCTTGTATTGAAGAGCAATCTGGCCCTTTCATCTG  
GATTCCCTCAAAGGAAAAGTTA

**ACGCGT**ACGCGGCCGCTCGAGCAGAAACTCATCTCAGAAGAGGATCTGGCAGCAATGATATCCTGGATT  
ACAAGGATGACGACGATAAGGTTTAA



[View online »](#)

**Protein Sequence:** >RC226876 representing NM\_001142702  
Red=Cloning site Green=Tags(s)

MMNHSMSGSGSLRTNQKRSLYVRAMFDYDKSKDSGLPSQGLSFKYGDILHVINASDDEWWQARRVMLEG  
DSEEMGVIPSKRRVERKERARLKTVKFNAKPGVIDSKGDIPGLGDDGYGKTLRGQEDLILSYEPVTRQE  
INYTRPVIILGPMKDRINDDLISEFPDKFGSCVPHTTRPKRDYEVDRDYHFVISREQMEKDIQEHKFIE  
AGQYNDNLYGTSVQSVRFVAERGGKHCILDVSGNAIKRLQVAQLYPIAIFIKPRSLEPLMEMNKRLTEEQ  
KKTYDRAIKLEQEFGEYFTAIVQGDITLEDIYNQCKLVIEEQSGPFIWIPSKKL

TRTRPLEQKLISEEDLAANDILDYKDDDDKV

**Chromatograms:** [https://cdn.origene.com/chromatograms/ja1274\\_a12.zip](https://cdn.origene.com/chromatograms/ja1274_a12.zip)

**Restriction Sites:** SgfI-MluI

**Cloning Scheme:**



**ACCN:** NM\_001142702

**ORF Size:** 1002 bp

**OTI Disclaimer:** The molecular sequence of this clone aligns with the gene accession number as a point of reference only. However, individual transcript sequences of the same gene can differ through naturally occurring variations (e.g. polymorphisms), each with its own valid existence. This clone is substantially in agreement with the reference, but a complete review of all prevailing variants is recommended prior to use. [More info](#)

**OTI Annotation:** This clone was engineered to express the complete ORF with an expression tag. Expression varies depending on the nature of the gene.

**Components:** The ORF clone is ion-exchange column purified and shipped in a 2D barcoded Matrix tube containing 10ug of transfection-ready, dried plasmid DNA (reconstitute with 100 ul of water).

**Reconstitution Method:**

1. Centrifuge at 5,000xg for 5min.
2. Carefully open the tube and add 100ul of sterile water to dissolve the DNA.
3. Close the tube and incubate for 10 minutes at room temperature.
4. Briefly vortex the tube and then do a quick spin (less than 5000xg) to concentrate the liquid at the bottom.
5. Store the suspended plasmid at -20°C. The DNA is stable for at least one year from date of shipping when stored at -20°C.

**RefSeq:** [NM\\_001142702.2](#)

**RefSeq ORF:** 1005 bp

**Locus ID:** 1740

**UniProt ID:** [Q15700](#)

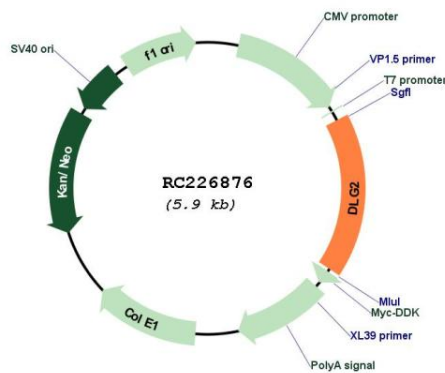
**Cytogenetics:** 11q14.1

**Protein Families:** Druggable Genome

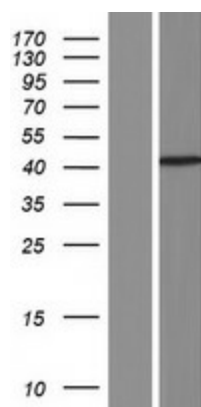
**MW:** 38.2 kDa

**Gene Summary:** This gene encodes a member of the membrane-associated guanylate kinase (MAGUK) family. The encoded protein forms a heterodimer with a related family member that may interact at postsynaptic sites to form a multimeric scaffold for the clustering of receptors, ion channels, and associated signaling proteins. Multiple transcript variants encoding different isoforms have been found for this gene. Additional transcript variants have been described, but their full-length nature is not known. [provided by RefSeq, Dec 2008]

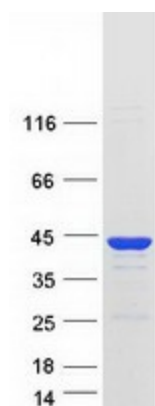
### Product images:



Circular map for RC226876



Western blot validation of overexpression lysate (Cat# [LY428251]) using anti-DDK antibody (Cat# [TA50011-100]). Left: Cell lysates from untransfected HEK293T cells; Right: Cell lysates from HEK293T cells transfected with RC226876 using transfection reagent MegaTran 2.0 (Cat# [TT210002]).



Coomassie blue staining of purified DLG2 protein (Cat# [TP326876]). The protein was produced from HEK293T cells transfected with DLG2 cDNA clone (Cat# RC226876) using MegaTran 2.0 (Cat# [TT210002]).