

Product datasheet for **RC226817**

HMGXB3 (NM_014983) Human Tagged ORF Clone

Product data:

Product Type: Expression Plasmids
Product Name: HMGXB3 (NM_014983) Human Tagged ORF Clone
Tag: Myc-DDK
Symbol: HMGXB3
Synonyms: HMGX3; SMF
Mammalian Cell Selection: Neomycin
Vector: pCMV6-Entry (PS100001)
E. coli Selection: Kanamycin (25 ug/mL)
ORF Nucleotide Sequence: >RC226817 representing NM_014983
Red=Cloning site Blue=ORF Green=Tags(s)

TTTTGTAATACGACTCACTATAGGGCGCCGGGAATTCGTCGACTGGATCCGGTACCGAGGAGATCTGCC
GCC**CGATCGCC**

ATGGACGCATCATATGATGGTACTGAGGTAAGTGTGCGTATGGAGGAAATTGAGGAAGCCTATTGTTACA
CCTCTCTGGGCCACCCAAGAAGAAGAAAAAGTAAAAATACATGGAGAAAAGACAAAGAAACCCAGGTC
TGCTTACCTTCTGTACTATTACGACATCTACCTGAAAGTGCAGCAGGAGCTCCCCACCTCCCTCAGTCT
GAGATCAATAAGAAGATTAGTGAGAGTTGGAGGCTTCTCAGCGTGGCCGAGAGGAGTTACTACTTGGAGA
AAGCCAACTAGAGAAGGAAGGTTGGATCCTAACTCTAAGCTCTCTGCACTGACTGCTGTGGTTCCGGA
CATCCCAGGTTTCCGCAAGATCCTCCACGCTCAGATTATATCATCATCCCAAGAGCAGCTGCAGGAG
GACCGGAGCTGCCCTCAGCTAGAGCTATGTGTGGCTCAGAACCAGATGTCCCCGAAAGGACCTCCTCTTG
TGTCCAACACTGCCCCGAGACAGTGCCAGCCATGCAGGCATGGCAGAGCAGTGCCTGGCTGTGGAGGC
CCTGGCTGAGGAGGTGGGAGCCCTTACCAGTCAGGTGCTGTACAGGAGATTGCCACCTCAGAGATCCTC
AGCCAGGATGTGCTCCTAGAGGACGCTTCCCTAGAAGTAGGGGAGAGCCACCAACCTTACCAGACAAGCC
TGGAATTGAAGAGACCTTGGTGAATGGCTCACCAGACCTCCCCACTGGAAGCCTGGCTGTGCCCAACC
CCAGGTTGGGGAGAGTATATCAGTGGTAACAGTCATGAGGGATTCCAGTGAGAGTAGCTCCTCTGCACCA
GCCACACAGTTTATCATGTTGCCTCTGCCTACTCGGTTGTGGAGAACCCACCTCCATCAAACCTGA
CCTACATATACCCCGGGGCCATGGGACATGCACCAGCCAGGGTGCTCCTTTACATATGTCACCAG
GCACAAGCCACCTAAGTGCCCTACCTGTGGTAACTTCTAGGAGGAAAGTGGATCCCAAAGGAAAAGCCA
GCCAAAGTAAAAGTGGAAATTGGCTTCTGGCGTCTCTTCCAAAGGCTCTGTGGTGAAGAAATCAGCAAC
CTGTCACCAGTGAACCTAGCTCCTCCAGAGAAGTAGGTGAGGAGAGTGTGGGAGGAAGTATCATC
AAGCCAGCTCCTGAACGTAGCTCCTCCAGAGAAGTAGGTGAGGAGAGTGTGGGAGGAAGTATCATC
TCCGATGCCATGTTTTGGTTAAGGAAGCTCCCGGAAATTGTGGTACAGCAGTCACTAAGACGCCAGTCC
TCAAAAGTGGTGTGCAGCCTGAGGTCACTCTGGGACAACCTGACAATGACAGTCTGGAGCAGACGTACC
AACACCATCCGAGGGACAAGTACCTCCAGTCCACTCCCTGCTCCTAAAAACCTACAGGAGTTGACCTG



CTTACCCCTGGGTCCAGAGCTCCAGAGCTTAAAGGCAGAGCACGGGGCAAGCCCTCATTACTGGCTGCAG
CAAGACCCATGAGAGCAATTTTCCAGCCCCAGTTAACGTGGGGCGAGGCAGCAGCATGGGACTGCCAG
GGCCAGGCAGGCCCTTTCCCTGAGTGATAAGACTCCCTCTGTGAGGACTTGTGGTCTGAAGCCAAGCACA
CTGAAGCAGCTGGGCCAGCCATTCAACAGCCATCTGGCCCTGGTGAGGTGAAGCTACCAAGTGGCCAT
CCAACAGGACTTCTCAGGTGAAAGTTGTGGAGGTCAAGCCGATATGTTTCTCCATATAAGTACAGCTG
CACTGTACATTGGATTGGGCCTGGCTACATCAAGAGGCCGGGAAAGTGAAGAATCCCTCTTGTAGC
TATGTCTACACCAACAGGCACAAACCTCGAATTTGCCAGCTGTGGTGTAACTTGCCAAAGACCCGGA
CTGAGAAAACCACCAAGGCTATCGAGGTGAGCTACCCTCCAGATGTACTGAATGCCACAGAGCCCT
GAGCACAGCCAGAGGGAGATCCAGCGCAGTCCACACTGCAGCTGCTGCGCAAAGTCTGCAGATTCT
GAGAATGAGTCAGAGCTGGCTGAGGTCTTCGCCTTGATTCATGAACTCAACAGCTCTCGACTTATCTGT
CCAACGTGAGTGAGGAGACAGTACCATCGAGCAAACCTCTTGGTGAATATTATGAGTCTCCGTCAC
GCAGTGCCTTCTGTAGCAGCCATTATTCAAAGGGGGACAAAACCTCCCTGGCTGGGCCCCAGGAGTGC
TGGCTGCTGACAGCCAGCCGTCTGCAGACAGTACTGCCAGGTGAAGATGTGTCTGAACCCCATTTGTC
TGGCCCTGCACAGCTTCATAGACATCTACACAGGTCTCTTAAATGTGGGAACAAGCTGCTGGTAAGCCT
GGACTTGTCTTTGCAATCAGAAATCAGATCAAGCTCGGAGAGGACCCAGAGTGTCCATCAATGTTGTT
CTGAAGTCGGTGCAGGAGCAGACAGAGAAGACTCTGACCTCGGAGGAGCTGAGCCAGCTGCAGGAGCTGC
TGTGCAATGGCTATTGGGCCTTTGAGTGCCTCACTGTCCGAGACTACAATGACATGATCTGTGGCATCTG
TGGTGTGGCCCCAAAGTGGAAATGGCTCAGAGGAGTGAGGAGAAATGTGCTAGCACTGAAGAGCGTGGAG
TTCACCTGGCCTGAATCCTGGGCTCTAATGAGGTAATGTGGAGGACTTTTGGGCCACGATGGAGACAG
AGGTGATTGAGCAGGTGGCATTCTGCCAGCATCCCTATCACCAAAATTTGATGCGTCTGTTATTGCCCC
CTTCTCCCACTCATGAGAGGAGCTGTGGTCGTAACACTGAGAAAGACAAAACCTGGATGTGCAG
CCAGTACTGGCAGTGGCAGTGCCTTGGTGAGGCTGCTCCAGGAGGCACCTGCAAGCTTGATGAGATTG
GCTCTACAGTGAAGAGAAGCTGCAGCACCTGCTAAGGCAGTGTGGAATCCCTTTGGGGCAGAAGACTC
CAAGGACCAGCTCTGCTTCTCTTGTGGCCCTCTACGAATCTGTACAGAATGGAGCTAGAGCTATACGG
CCCCACGTCACTTACAGGTGGTAAAATCTACAAGGTGTGCCCCATCAGGTGGTCTGCGGCTCCAAGT
ATCTTGTGCGAGGTGAGAGTGCCCGTGACCATGTGGACCTGCTTGCCTCTTCCCGCCACTGGCCGCTGT
CTATGTGGTAGATATGGCCACGTGAGTGGCCCTGTGTGCTGACCTCTGCTACCCAGAGCTGACTAACCA
ATGTGGGGGAGGAACCAGGGCTGTTTCTAGCCCCACAGAGCCACCTGTGAGTGTGCTGCCAGAGC
TCTTGGACCAGCATTATACTGTGGACATGACAGAACTGAGCACTCTATCCAGCACCAGTACCAAGAC
TGCCACGCGGCGCATCGCCATGCAGGCCTACAGCCCAATCCTGGTGACCCAGTGTGGCACCCTCC
TTGGCCCTGTGCCCTGAATTGGCACCTTACGCAACCATCCTGGCCTCCATCGTGGACAGCAAACCAACG
GTGTCGGCCAGCGGCCATTGCCTTCGACAATGCCACTACTATTACCTTACAACCGCCTCATGGACTT
CCTCACCAGCCGAAATTTGCAATCGTCAGATCCATGACATTGTACAGAGCTGCCAGCCTGGTGAAGT
GTCATTGTCGACCCCTTACCGCCTTGGGGTTGCTCAGATCAAGACAGAGACAGAGGAGGAGGTGAGG
AAGAGGAGGTGGCCGAGTGGCAGAA

ACGCGTACGCGGCCGCTCGAGCAGAACTCATCTCAGAAGAGGATCTGGCAGCAAATGATATCCTGGATT
ACAAGGATGACGACGATAAGGTTTAA

Protein Sequence: >RC226817 representing NM_014983
Red=Cloning site Green=Tags(s)

```

MDASYDGTVEVVMEEIEEAYCYTSPGPPKKKKYKIHGEKTKKPRAYLLYYYDIYLVKQQELPHLPQS
EINKKISESWRLLSVAERSYYLEKAKLEKEGLDPNSKLSALTAVVPDIPGFRKILPRSDYIIPKSSLQE
DRSCPQLELCVAQNQMSPKGPPLVSNAPETVPSHAGMAEQCLAVEALAEVVGALQSGAVQEIATSEIL
SQDVLLEDASLEVGESHQPYQTSLVIEETLVNGSPDLPTGSLAVPHPQVGESISVVTVMRDSSESSSAP
ATQFIMLPLPAYSVVENPTSIKLTTYTRRGHGTCTSPGCSFTYVTRHKPPKCPTCGNFLGKWIPEKPK
AKVKVELASGVSSKGSVVKRNQQPVTTEQNSSKENASKLLENSEAVSQLLNVAPPREVGESEWEEVII
SDAHVLVKEAPGNCGTAVTKTPVVKSGVQPEVTLGTTDNDSPGADVPTPSEGTSTSSPLPAPKPTGVDL
LTPGSRAPELKGRARGKPSLLAAARPMRAILPAPVNVGRGSSMGLPRARQAFSLSDKTPSVRTCGLKPT
LKQLGQPIQQPSGPEVKLPSGPNRSTQVKVVEVKPDMFPPYKYSCTVTLDLGLATSRGRGCKNPKSCS
YYVTNRHKPRICPCGVNLAADRTEKTTKAI EVSSPLPDV LNATEPLSTAQREIQRQSTLQLLRKVLQIP
ENESELAEVFALTHELNSSLILSNVSEETVTIEQTSWSNYYESPSTQCLLCSSPLFKGGQNSLAGPQEC
WLLTASRLQTVTAQVKMCLNPHCLALHSFIDIYTG LFNVGNKLLVSLDLLFAIRNQIKLGEDPRVSNVV
LKSVEQTEKTLTSEELSQLQELLCNGYWAFECLTVRDYNDMICGICGVAPKVEAQRSEENVLALKSVE
FTWPEFLGSNEVNVDFWATMETEVIEQVAFPASIPITKFDASVIAPFFPPLMRGAVVVNTEKDKNLDVQ
PVPGSGSALVRLQEGTCKLDEIGSYSEEKQLHLLRQCGIPFGAEDSKDQLCFSLALYESVQNGARAIR
PPRHFTGGKIYKVCPHQVVCCKSKYLVRGESARDHVDLLASSRHWPVYVDMATSVLALCADLCYPELTNQ
MWGRNQGCFSSPTEPPVSVSCEPELLDQHYTVDMTETEHSIQHPVTKTATRRIVHAGLQPNPGDPSAGHHS
LALCPELAPYATILASIVDSKPNGVRQRPVAFDNATHYYLYNRLMDFLTSREIVNRQIHDIVQSCQPGEV
VIRDTLYRLGVAQIKTETEEEEEVAAVAE
    
```

TRTRPLEQKLISEEDLAANDILDYKDDDDKV

Chromatograms: https://cdn.origene.com/chromatograms/mk8031_d04.zip

Restriction Sites: SgfI-MluI

Cloning Scheme:

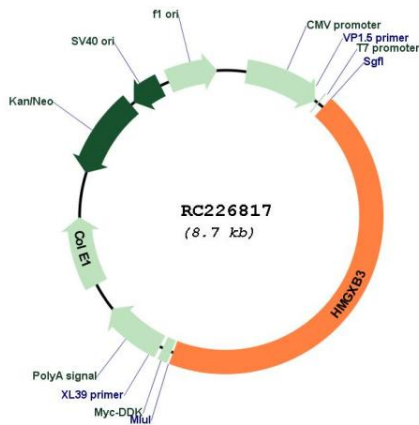


ACCN: NM_014983


ORF Size: 3876 bp

OTI Disclaimer:	The molecular sequence of this clone aligns with the gene accession number as a point of reference only. However, individual transcript sequences of the same gene can differ through naturally occurring variations (e.g. polymorphisms), each with its own valid existence. This clone is substantially in agreement with the reference, but a complete review of all prevailing variants is recommended prior to use. More info
OTI Annotation:	This clone was engineered to express the complete ORF with an expression tag. Expression varies depending on the nature of the gene.
Components:	The ORF clone is ion-exchange column purified and shipped in a 2D barcoded Matrix tube containing 10ug of transfection-ready, dried plasmid DNA (reconstitute with 100 ul of water).
Reconstitution Method:	<ol style="list-style-type: none"> 1. Centrifuge at 5,000xg for 5min. 2. Carefully open the tube and add 100ul of sterile water to dissolve the DNA. 3. Close the tube and incubate for 10 minutes at room temperature. 4. Briefly vortex the tube and then do a quick spin (less than 5000xg) to concentrate the liquid at the bottom. 5. Store the suspended plasmid at -20°C. The DNA is stable for at least one year from date of shipping when stored at -20°C.
RefSeq:	NM_014983.1 , NP_055798.1
RefSeq ORF:	3879 bp
Locus ID:	22993
UniProt ID:	Q12766
Cytogenetics:	5q32
MW:	141 kDa
Gene Summary:	This gene is one of the non-canonical high mobility group (HMG) genes. The encoded protein contains an HMG-box domain found in DNA binding proteins such as transcription factors and chromosomal proteins. [provided by RefSeq, Aug 2011]


Product images:



Circular map for RC226817



Western blot validation of overexpression lysate (Cat# [LY429444]) using anti-DDK antibody (Cat# [TA50011-100]). Left: Cell lysates from untransfected HEK293T cells; Right: Cell lysates from HEK293T cells transfected with RC226817 using transfection reagent MegaTran 2.0 (Cat# [TT210002]).



Coomassie blue staining of purified HMGXB3 protein (Cat# [TP326817]). The protein was produced from HEK293T cells transfected with HMGXB3 cDNA clone (Cat# RC226817) using MegaTran 2.0 (Cat# [TT210002]).