

Product datasheet for RC226815

Mortality Factor 4 like 2 (MORF4L2) (NM_001142423) Human Tagged ORF Clone

Product data:

Product Type:	Expression Plasmids
Product Name:	Mortality Factor 4 like 2 (MORF4L2) (NM_001142423) Human Tagged ORF Clone
Tag:	Myc-DDK
Symbol:	Mortality Factor 4 like 2
Synonyms:	MORFL2; MRGX
Mammalian Cell Selection:	Neomycin
Vector:	pCMV6-Entry (PS100001)
E. coli Selection:	Kanamycin (25 ug/mL)
ORF Nucleotide Sequence:	>RC226815 ORF sequence Red=Cloning site Blue=ORF Green=Tags(s)

TTTTGTAATACGACTCACTATAGGGCGCCGGGAATTCGTCGACTGGATCCGGTACCGAGGAGATCTGCC
GCC**CGGATCGCC**

ATGAGTCCAGAAAGCAGGGTTCTCAACCTCGTGGACAGCAATCTGCAGAAGAAGAGAAGCTTCAAAAAAC
CAACTAGAAGCAACATGCAGAGAAGTAAAATGAGAGGGGCTCCTCAGGAAAGAAGACAGCTGGTCCACA
GCAGAAAAATCTGAACAGCTCTCCAGGAAGATGGGGTGGTCGCTCTGCAGAGAACCCCTTCAGGA
TCCGTGAGGAAGACCAGAAAGAACAAGCAGAAGACTCCTGGAAACGGAGATGGTGGCAGTACCAGCGAAG
CACCTCAGCCCCCTCGGAAGAAAAGGGCCGGCAGACCCCACTGTTGAAAGTGAGGAGGCGTTTAAAGAA
TAGAATGGAGGTTAAAGTGAAGATTCTGAAGAATTTAAACCATGGCTTGTGAGGACTGGGACTTAGTT
ACCAGGCAGAAGCAGCTGTTTCACTCCCTGCCAAGAAAAATGTAGATGCAATCTGGAGGAGTATGCAA
ATTGCAAGAAATCGCAGGGAAATGTTGATAATAAGGAATATGCGGTTAATGAAGTTGTGGCAGGAATAAA
AGAATATTTCAATGTGATGTTGGCACTCAGCTGCTCTACAAATTTGAGAGGCCCCAGTATGCTGAAATC
CTTTGGCTCACCTGATGCTCCAATGTCCAGGTTTATGGAGCACCACCTACTGAGATTATTTGTAA
GAATTGGAGCAATGTTGGCCTATACGCCCTTGATGAGAAAAGCCTTGCAATATTGTTGGCTATTTGCA
TGATTTCTAAAAATCTGGCAAAGAATTCTGCATCTCTTTACTGCCAGTGATTACAAAGTGGCTTCT
GCTGAGTACCACCGCAAAGCCCTG

ACGCGTACGCGGCCGCTCGAGCAGAAACTCATCTCAGAAGAGGATCTGGCAGCAAATGATATCCTGGATT
ACAAGGATGACGACGATAAGGTTTAA



[View online »](#)

Protein Sequence: >RC226815 protein sequence
 Red=Cloning site Green=Tags(s)

MSSRKQGSQPRGQQSAEEENFKKPTRSNMQRSKMRGASSGKKTAGPQQKNLEPALPGRWGGRSAENPPSG
 SVRKTRKNKQKTPGNLDGGSTSEAPQPPRKRARADPTVESEAFKNRMEVKVKIPEELKPWLVEDWDLV
 TRQKQLFQLPAKKNVDAILEEYANCKKKSQGNVDNKEYAVNEVVAGIKEYFNVMLGTQLLYKFERPQYAEI
 LLAHPDAPMSQVYGAPHLRLRFVRIGAMLAYTPLDEKSLALLLGYLHDFLKYLAKNASLFTASDYKVAS
 AEYHRKAL

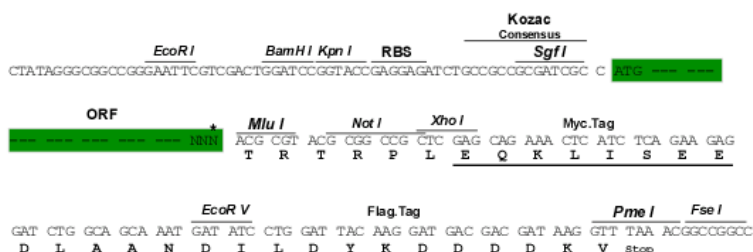
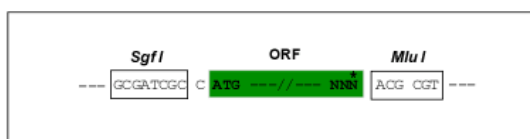
TRTRPLEQKLISEEDLAANDILDYKDDDDKV

Chromatograms: https://cdn.origene.com/chromatograms/mk6002_b02.zip

Restriction Sites: SgfI-MluI

Cloning Scheme:

Cloning sites used for ORF Shuttling:



* The last codon before the Stop codon of the ORF

ACCN: NM_001142423

ORF Size: 864 bp

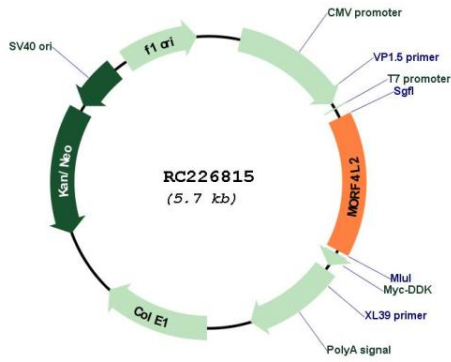
OTI Disclaimer: The molecular sequence of this clone aligns with the gene accession number as a point of reference only. However, individual transcript sequences of the same gene can differ through naturally occurring variations (e.g. polymorphisms), each with its own valid existence. This clone is substantially in agreement with the reference, but a complete review of all prevailing variants is recommended prior to use. [More info](#)

OTI Annotation: This clone was engineered to express the complete ORF with an expression tag. Expression varies depending on the nature of the gene.

Components: The ORF clone is ion-exchange column purified and shipped in a 2D barcoded Matrix tube containing 10ug of transfection-ready, dried plasmid DNA (reconstitute with 100 ul of water).

Reconstitution Method:	<ol style="list-style-type: none">1. Centrifuge at 5,000xg for 5min.2. Carefully open the tube and add 100ul of sterile water to dissolve the DNA.3. Close the tube and incubate for 10 minutes at room temperature.4. Briefly vortex the tube and then do a quick spin (less than 5000xg) to concentrate the liquid at the bottom.5. Store the suspended plasmid at -20°C. The DNA is stable for at least one year from date of shipping when stored at -20°C.
RefSeq:	<u>NM_001142423.1, NP_001135895.1</u>
RefSeq Size:	1947 bp
RefSeq ORF:	867 bp
Locus ID:	9643
UniProt ID:	<u>B3KP92</u>
Cytogenetics:	Xq22.2
Protein Families:	Transcription Factors
MW:	32.3 kDa
Gene Summary:	<p>Component of the NuA4 histone acetyltransferase complex which is involved in transcriptional activation of select genes principally by acetylation of nucleosomal histone H4 and H2A. This modification may both alter nucleosome - DNA interactions and promote interaction of the modified histones with other proteins which positively regulate transcription. This complex may be required for the activation of transcriptional programs associated with oncogene and proto-oncogene mediated growth induction, tumor suppressor mediated growth arrest and replicative senescence, apoptosis, and DNA repair. The NuA4 complex ATPase and helicase activities seem to be, at least in part, contributed by the association of RUVBL1 and RUVBL2 with EP400. NuA4 may also play a direct role in DNA repair when directly recruited to sites of DNA damage. Also component of the MSIN3A complex which acts to repress transcription by deacetylation of nucleosomal histones. [UniProtKB/Swiss-Prot Function]</p>

Product images:



Circular map for RC226815