

Product datasheet for **RC226680**

NFYC (NM_001142589) Human Tagged ORF Clone

Product data:

| | |
|---------------------------|--|
| Product Type: | Expression Plasmids |
| Product Name: | NFYC (NM_001142589) Human Tagged ORF Clone |
| Tag: | Myc-DDK |
| Symbol: | NFYC |
| Synonyms: | CBF-C; CBFC; H1TF2A; HAP5; HSM; NF-YC |
| Mammalian Cell Selection: | Neomycin |
| Vector: | pCMV6-Entry (PS100001) |
| E. coli Selection: | Kanamycin (25 ug/mL) |
| ORF Nucleotide Sequence: | >RC226680 representing NM_001142589 Red=Cloning site Blue=ORF Green=Tags(s) |

TTTTGTAATACGACTCACTATAGGGCGGCCGGAATTCGTCGACTGGATCCGGTACCGAGGAGATCTGCC
GCC**CGGATCGCC**

ATGTCCACAGAAGGAGGATTTGGTGGTACTAGCAGCAGTGATGCCAGCAAAGCCTACAGTCGTTCTGGC
CTCGGGTCATGGAAGAAATCCGGAATTTAACAGTGAAAGACTTCCGAGTGCAGGAACTCCACTGGCTCG
TATTAAGAAGATTATGAAACTGGATGAAGATGTGAAGAGAAATGATATCGCCATGGCAATTACAAAATTT
GATCAGTTTGATTTTCTCATCGATATTGTTCCAAGAGATGAACTGAAACCTCAAAGCGTCAGGAGGAGG
TGCGCCAGTCTGTAACCTCTGCCGAGCCAGTCCAGTACTATTTACGCTGGCTCAGCAACCCACCGCTGT
CCAAGTCCAGGGCCAGCAGCAAGGCCAGCAGACCACAGCTCCACGACCACCATCCAGCCTGGGCAGATC
ATCATCGCACAGCCTCAGCAGGGCCAGACCACACCTGTGACAATGCAGGTTGGAGAAGGTCAGCAGGTGC
AGATTGTCCAGGCTCAGCCACAGGGTCAAGCCCAACAGGCCAGAGTGGCACTGGACAGACCATGCAGGT
GATGCAGCAGATCATCTAACACAGGAGAGATCCAGCAGATCCCGGTGCAGCTGAATGCCGGCCAGCTG
CAGTATATCCGCTTAGCCAGCCTGTATCAGGCACTCAAGTTGTGCAGGGACAGATCCAGACACTTGCCA
CCAATGCTCAACAGATTACACAGACAGAGGTCCAGCAAGGACAGCAGCAGTTCCAGCCAGTTCACAGATGG
ACAGCAGCTCTACCAGATCCAGCAAGTCACCATGCCTGCGGGCCAGGACCTCGCCAGCCATGTTTCATC
CAGTCAGCCAACCAGCCCTCCGACGGGCAGGCCCCAGGTGACCGGCGAC

ACGCGTACGCGGGCCGCTCGAGCAGAAACTCATCTCAGAAGAGGATCTGGCAGCAAATGATATCCTGGATT
ACAAGGATGACGACGATAAGGTTTAA



[View online »](#)

Protein Sequence: >RC226680 representing NM_001142589
Red=Cloning site Green=Tags(s)

MSTEGGFGGTSSSDAQQSLQSFWRVMEIERNLTVKDFRVQELPLARIKKIMKLEDEDVKRNDIAMAITKF
 DQFDFLIDIVPRDELKPPKRQEEVRSVTPAEPVQYYFTLAQQPTAVQVQGGQQQTSSSTTTIQPGQI
 IIAQPQQGQTPVMTMQVGEQQVQIVQAQFQGGQAQAQSGTGQTMQVMQQIITNTGEIQQIPVQLNAGQL
 QYIRLAQPVSGTQVVQGIQTLATNAQQITQTEVQQGGQQFSQFTDGGQLYQIQQVTMPAGQDLAQPMFI
 QSANQPSDQGAPQVTGD

TRTRPLEQKLISEEDLAANDILDYKDDDDKV

Chromatograms: https://cdn.origene.com/chromatograms/mk8050_d05.zip

Restriction Sites: SgfI-MluI

Cloning Scheme:

Cloning sites used for ORF Shuttling:



* The last codon before the Stop codon of the ORF

ACCN: NM_001142589

ORF Size: 891 bp

OTI Disclaimer: The molecular sequence of this clone aligns with the gene accession number as a point of reference only. However, individual transcript sequences of the same gene can differ through naturally occurring variations (e.g. polymorphisms), each with its own valid existence. This clone is substantially in agreement with the reference, but a complete review of all prevailing variants is recommended prior to use. [More info](#)

OTI Annotation: This clone was engineered to express the complete ORF with an expression tag. Expression varies depending on the nature of the gene.

Components: The ORF clone is ion-exchange column purified and shipped in a 2D barcoded Matrix tube containing 10ug of transfection-ready, dried plasmid DNA (reconstitute with 100 ul of water).

Reconstitution Method:

1. Centrifuge at 5,000xg for 5min.
2. Carefully open the tube and add 100ul of sterile water to dissolve the DNA.
3. Close the tube and incubate for 10 minutes at room temperature.
4. Briefly vortex the tube and then do a quick spin (less than 5000xg) to concentrate the liquid at the bottom.
5. Store the suspended plasmid at -20°C. The DNA is stable for at least one year from date of shipping when stored at -20°C.

RefSeq: [NM_001142589.2](#)

RefSeq ORF: 894 bp

Locus ID: 4802

UniProt ID: [Q13952](#)

Cytogenetics: 1p34.2

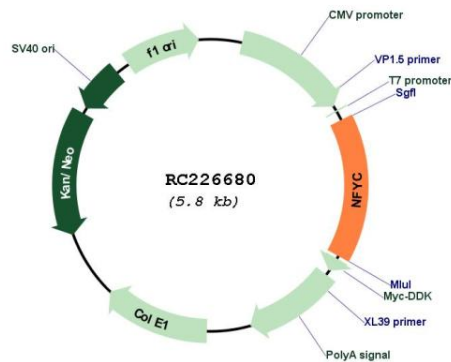
Protein Families: Transcription Factors

Protein Pathways: Antigen processing and presentation

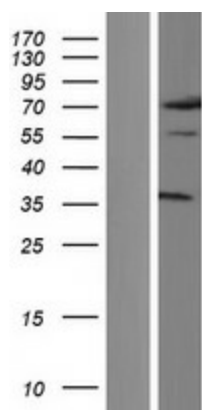
MW: 32.6 kDa

Gene Summary: This gene encodes one subunit of a trimeric complex forming a highly conserved transcription factor that binds with high specificity to CCAAT motifs in the promoters of a variety of genes. The encoded protein, subunit C, forms a tight dimer with the B subunit, a prerequisite for subunit A association. The resulting trimer binds to DNA with high specificity and affinity. Subunits B and C each contain a histone-like motif. Multiple transcript variants encoding different isoforms have been found for this gene. [provided by RefSeq, Dec 2008]


Product images:



Circular map for RC226680



Western blot validation of overexpression lysate (Cat# [LY428192]) using anti-DDK antibody (Cat# [TA50011-100]). Left: Cell lysates from untransfected HEK293T cells; Right: Cell lysates from HEK293T cells transfected with RC226680 using transfection reagent MegaTran 2.0 (Cat# [TT210002]).



Coomassie blue staining of purified NFYC protein (Cat# [TP326680]). The protein was produced from HEK293T cells transfected with NFYC cDNA clone (Cat# RC226680) using MegaTran 2.0 (Cat# [TT210002]).