

Product datasheet for **RC226578**

FAM205A (NM_001141917) Human Tagged ORF Clone

Product data:

Product Type:	Expression Plasmids
Product Name:	FAM205A (NM_001141917) Human Tagged ORF Clone
Tag:	Myc-DDK
Symbol:	FAM205A
Synonyms:	C9orf144B
Mammalian Cell Selection:	Neomycin
Vector:	pCMV6-Entry (PS100001)
E. coli Selection:	Kanamycin (25 ug/mL)
ORF Nucleotide Sequence:	>RC226578 representing NM_001141917 Red=Cloning site Blue=ORF Green=Tags(s)

TTTTGTAATACGACTCACTATAGGGCGGCCGGAATTCGTCGACTGGATCCGGTACCGAGGAGATCTGCC
GCC**CGATCGCC**

ATGTTGAGCCCTACTTTTGTCTGTGGGAAGTTGGATATCCCTTATACATCTATGGCTCCATCTTCATCG
TTATTGTAATTATCTGGCAAGTGAAGGAGCCACCATGAATTGAGTTCAGAACCTAAAAGGAGCTGCTG
CCGGTGTACCAAAAAGTCAGGCAAAGAGCTAGAGATGCAGCATCAACAGCTAGGAGACGTTCCCGGAA
GAAGCTGAGAAGCCACAGAAGCTGCTCTCCATCATTAAAAGCCAGGGCTGGCTTCTCTGGAGAGAAGT
TGCGGCGAATCCTGTGTGCAGATCCCTGTGCCAAATCTGCAATTCTGTGGCTCTGGAGATTCAGCAATT
GCTGGTGGGTGAGAAACACAGATCTCCCTGACTTTATCGGGGCCATTGCAGGGCTCCTCTGCCTAGAG
ATGCTGTCTACGTCTAGTATGTCTTTAGATCAGAGTCTGGAGTTTCATTCTGGCACACCAGAGAGCTTT
CACTGTCACTGTAAACCCCAACTGTCACAATTAACAGATCAGAAATCTTTAACCCAGTCAGTGCCCA
GTCAACGTATGCAGATGGCATAACAAGTACTGGGCTGATCACCTCCAGCTAGGGCAGGAATTTCAAGTG
CCAGATGTGCTCCGGGGCCAAACCATAGCTTCTTCAAGGATTGAGAAGCCAAGGGCTCCACTGAACC
AGGAGGAGATGACGCAGAGCAACCCAGCCTTGTCCAGGAAACCAAGGCCAGCATCACTGAATTTCCA
GGTCTCCTTGTGCTCCCTGAACCCAGAAACCCCTGAACCCGATGCATCCAATGGCCTTGCATATGGTCTC
CCTGCCACCTGCCATTTCTCAGTCTGAAGTGTGAGGCTTCTTGAAGTACATGTTAAAAAATGGATGC
ATTTCCAGAGGTGGGGCTCCCAAGACGTGTGGAGGAGTCCCTGAGGCAGCTTATGCCAAACCCACCATT
GTATTACCAACCTGAAAATGACCAGCCAGTTTCTTTCAACCTGAAGAATACTCCTCAGGTCTCTTTCAT
AGATTTGAGACATTTCCCTCCAGACCTGGTGTTCATGTGTGGCTGGCCAGCCCACAGACCTTCTGGG
TTTCTGAATGGTCCACAATGAACCCAGAAACAAGACACCACTGTGAGCAAACTCCAAACCTATGGCTCT
AGCCTTGCCCTCTCCAGCCCTTAAAGCCCTAAGTGGCCCCATCCACAGTCTGGGGGACAAGATAATGAC
TCAGGGAGTGATCTCCAGCAGAAATACAGCCAGCTATTCTGTGGGCTCCCTTCTGACAGTGAGTCCC
TGTTGCCACTTTCATGGGATCTCAAGGCCTCCCAAGATTGAAAATGTGCCAAGCCCCCTTGAAGGA
TCCTTTTCTTCAATGAGCTCTCCTTCCCAACTGCTCCCTAAAACCTCACCCAGTCAGCCCCACCC



[View online >](#)

TCTTCCCACTTTCCCAAACTGGATGTCTCCATCTGACCATCAACGAGCTCAGATCAATGTCCCATTTC
TGA CTCTGGCTGAGTATGAAGCCTTGGAGTGGCACCTGCTACAGAGGCAACTCCAGCTTCAGTGGGGCTG
GCCAGTGGCCCTCCAGAGGTCTCAGCACACCCAGTGCCTCATGCAGCATGAGCCCTGTGGCAAAGCTCAG
TCTCTGAGACCACGACAGCTTCCCAGACAGGGAAGTCCATCTCAGTGTCCACCAGGGAAGTACTCTTCT
TCCCGGAGCATGCCCGGAAGCTGCTGGAATCCACATCCAGAAACAGTTGATTGCCATCGCTGGGGCT
GCCTCAGAAGATCCAGCAGTCCATCCAGTTGCTCCTTACCTCCACTGATCAGCAGACTGTGTCCAGCAGC
AGCACAGCCCTAGCCAACGTGAGCATCCCCAGCCTGTAGCCCTAGAGGCCAACGGGGCTTGCGATGTGC
TGTCAACCATTGCGGCCCCAGTGTCCATCCCCAGGCCACACTTGTAACTCAGGTCAAGGCAATACTGCA
GAGCCACATCGACTCCAATGTGGACAAATCCACCAGGGCAAGATCCCCGCCTGTGTACACAGGTCTGG
GACTGCAGAATTTCTGGGGTCTGGCAGTGGTCTTTTTCCCTGCATTCCAGAAAGCCAGTTCTGGAAC
TGCAGACAGCAAGTGACCCGGACCTGCATCACAAAGTTATGCCCTGGATGCCAACGGCCCTTGATCAGCA
GCAACAGGCTTTACCAGTACTGTCACTGAACACCCTAAGCTGCTCCGAGTCTTGTCTGTGGAAGCCATT
GAGAACTGGAGACAACTTACGGCACAAGCATCTGGCCTTCTGTGGGGCTGCCTGCTCTGTATTATG
TGGCGCTCCCCAGGGCCCTGGCCCCGGCAGTCACTAGCCAATCTGTCATCACAGAGATGGAGCCTAGTCC
CGTGGAATCCCAGCAGACCTCTGATTAGATGGTTTCATTTGAAGAACAGTGTATAAGTCTTGGGCCA
TGCCCTCAAGGCAACAATGAGAGTTGTACAGACGTTGCAAAAGAGTTCAGCCTGCAGTGCCAGTAAAAG
GAACAATGGAGACGCTGCCTCTAGAAAGCCAGACGCATCTACTAGCCCCACTCACTCCAGACACATAT
CTTGACAAAATAAACTTCCACCTGAGAAAAAAGTCTAGAGATACAATGGGGAATTTCCATTAGGGCA
AGGAAGTCCAGGGAACAAACTGTTGCAGCACCAGAGAACAATCCACACAGAAAGTCTCTTGAAAGTCTAA
ACCACCAAGGGGAGACATTGCTCCAGGAACTGCCATCCCACCAGACACTTCTCTGCCCTAATCCAGA
AGGGGTTACCTTAAAGAACAGCTGGCCAATGACTTGAAGGCAGTGCAGCAGAACCAAAAGCAATCCAAT
TCCAAAGCTGTACCCAGGGTTCTGCCACTCGGTCTCCAAGATCTCACAGCCCAGTGGGGACATGACAG
AGGCCACATGCCTTGTGTTGAGGTAGAGGCCAATGTGAACAAACCCAGCCTGGAGGAACCTGTGGCCC
TGAGCCTCAAAGCCCTAGCAAGAGCAAGGACCCAGCCCATGTCCCATGCTAGCAGGAAACAGAGAGGAC
CCAGAGGAAACCAAGCAGCCAGGGACCACAGAGAAGGGGATGCGGGTTTGGGCGCTCCTCAACCAGAG
AAGAGAGACGCCCTGCTGAAGACCAGAGGCCAGCAGGGATGCTTCAAACAAGACACCCCGAGGGTCTG
GCGATGGAGCCGTAGCTTTCATCTTGCTGATCCCTGTCAACACAGCCCCAGCATCACCCCTCAGCTTAAG
CTCCCACAGCTACCTCCACGAGTCCCTGGGGAGAAAGAGTCTGAGAAGGACCTGCAAGACAGTCAAACCA
AGCTAACTGTATCCTTGAACCAGCGACAATCCTGAGAATGCCAGACTGTGTTGCCCGAGGCTTCA
GGGTCAGCCTTCTGAGCCAACCAACTCAGGCTAAGCCTTTCAGGGCCAAACTTGAAGGCCAAGTT
TTGCATGGGCTGGTATGCCAGTCCATGCTCAAAGAAGCCAGCCTTACAGAGTCTAGCTTCAAGAAATA
AAATTAATGTTTTCTGCAGCATATTAACCCCAAGACAAAAGGCAAGGGCATGAGGACTCCATGTTCTC
AGCCGCTGCGAAGGTGGCCAAAACAGAAAAGAAAATGTTGCAAAAGAGCCTGGCTCCAGCCAAGAGCCCT
GTGGGGAGAAGTAAGACGGAGAAGCCGACAGGGTGTCCAAGGCCAATCTCGTCTGCTCAGAAGCTGG
TGGGCCAGCCTTCTGGATGGTCCCCAATCCCTAGACGATAAGCTCCGGCTACACTCCAGACAACCTGG
CTCTGCCTCAGCCCTGGGCTACCCCGCCACTGCCCTCGTCACTGTCTCGAGAGGCTTGTGCCAACAAA
CCAGGGCACCCAACC

ACGCGTACGCGGCCGCTCGAGCAGAACTCATCTCAGAAGAGGATCTGGCAGCAAATGATATCCTGGATT
ACAAGGATGACGACGATAAGGTTTAA

Protein Sequence: >RC226578 representing NM_001141917
 Red=Cloning site Green=Tags(s)

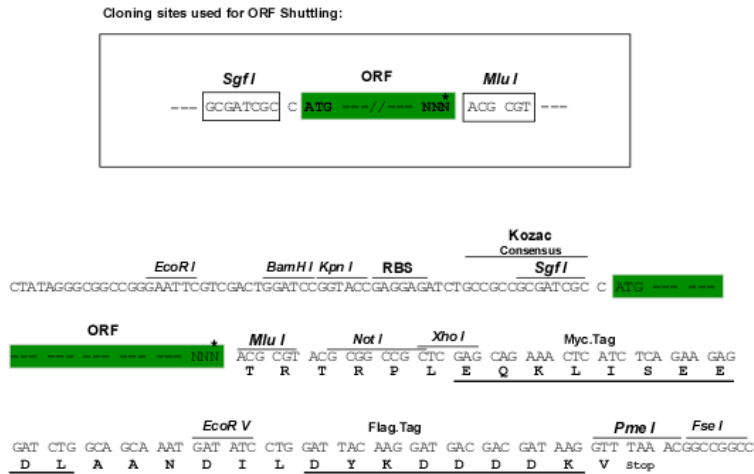
MLSPTFVLWEVGYPLIYIGSIFIVIVIIWQVKRSHHELSSEPKRSCCRCHQKVRQRARDAASTARRRSRE
 EAEKPKQLLSIIKSQGWLPLERSVRRILCADPCCQICNSVALEIQQLLVGENNQISLTL SGPLQGSSCLE
 MLSTSSMSLDQSLEFHSWHTRELSLSSVTPTLSQLTDQKSLTQSAAQSTYADGIQDYWADHLQLGQEFQV
 PDVLRGPNTIASSRIEKPRAPLNQEEMTQSNPSLVQGNQGHHLNSQVSLLSLNPETLNRMPMALHMLV
 PAHL PFLSPEVLRLLLEVHVKKWMHFQRWGLPRRVEESLRQLMPNPPLYQPGNDQPVSFNLKNTPPQVSLH
 RFETISLQTCWSCVAGQPIQTFWVSEWSTMNPEQRHHCQQTNPMPALALPSPALKALSGPHQPQSGGDND
 SGSDLQKYSQFCGLPSLHSESLVATFMGSQGLPKIENVPKPLKDPFLFNELSFPQLLPKTSQPSAPP
 SSPLSPNWMSPSDHQRAQINVPFLTLAEYEALEWHLQRQLQLQWGWPAALQRSQHTQCLMQHEPCGAQ
 SPETTTASQTGKISVL TRELFFPEHARKLLEFHIQKQLIRHRWGLPQKIQQSIQLLLTSTDQQTVSSS
 STALANVSIPQVALEANGACDVLSPIAAPVSI PRPHLLTQVKAILQSHIDSKCGIHQGKIPACVHRWS
 DCRISGLVAVAPFPCIPESQFLELQTASDPDLHKKVMPWMPALDQQQQALPGTVTEHPKLLRVL SVEAI
 EKLETTLRHKHLAFLSGLPALYYVALPRALAPAVTSQSVITEMEPPSPVEIPAELIQMVSFEEQCISLGP
 CPQGNNECTDVAKEFQPAVPVKGTMETLPLESQTHTSPHSLQTHILTKLNFHLRKKVLEIQWGIPIRA
 RKSREQTVAAPENISTQKSLESLNHQGETLLQELPIPPDTLPAPNPEGVHLKEQLANDLKAVQQNQKQSN
 SKAVPQGSAAHSVSKISQPSGDMTEAHMPCVQVEANVNKPSLEEPCGPEPQSPSKSKDPAHVPM LAGNRED
 PEETKAARDHREGDAGFRSSTREERRPAEDQRPAGMLPNKTPRGSWRWSRSHFLADPCQHSPQHHPQLK
 LPQLPPRVPGKESEKDLQDSQTKLTVILEPATIPENAQTVLPQASQGPFLSQPTQAKPLQGQTLQGQV
 LHGLVMPVHAQKPSL TESSFRNKIKCFLQHINPKTKGKGHEDSMFSAAAKVAKTRKENVAKSLAPAKSP
 VGRSKTEKPTGCSKAQSRPAQKLVGPAFLDGPQSLDDKRLRLHSRQPGSASALGYPRHCPRHCPREACANK
 PGHPT

TRTRPLEQKLI SEEDLAANDILDYKDDDDKV

Chromatograms: https://cdn.origene.com/chromatograms/mk8031_c04.zip

Restriction Sites: SgfI-MluI

Cloning Scheme:



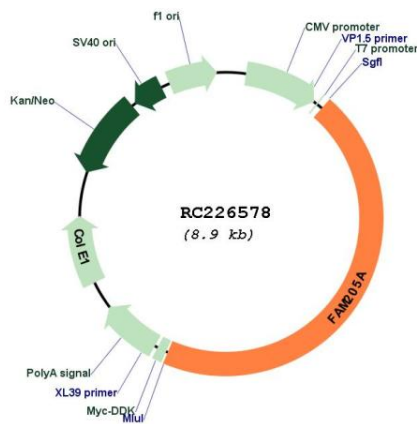
* The last codon before the Stop codon of the ORF

ACCN: NM_001141917

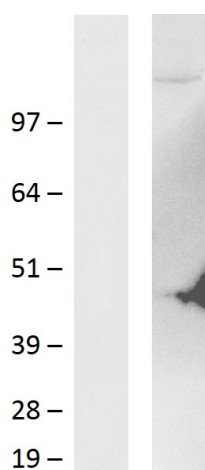
ORF Size: 4005 bp

- OTI Disclaimer:** The molecular sequence of this clone aligns with the gene accession number as a point of reference only. However, individual transcript sequences of the same gene can differ through naturally occurring variations (e.g. polymorphisms), each with its own valid existence. This clone is substantially in agreement with the reference, but a complete review of all prevailing variants is recommended prior to use. [More info](#)
- OTI Annotation:** This clone was engineered to express the complete ORF with an expression tag. Expression varies depending on the nature of the gene.
- Components:** The ORF clone is ion-exchange column purified and shipped in a 2D barcoded Matrix tube containing 10ug of transfection-ready, dried plasmid DNA (reconstitute with 100 ul of water).
- Reconstitution Method:**
1. Centrifuge at 5,000xg for 5min.
 2. Carefully open the tube and add 100ul of sterile water to dissolve the DNA.
 3. Close the tube and incubate for 10 minutes at room temperature.
 4. Briefly vortex the tube and then do a quick spin (less than 5000xg) to concentrate the liquid at the bottom.
 5. Store the suspended plasmid at -20°C. The DNA is stable for at least one year from date of shipping when stored at -20°C.
- RefSeq:** [NM_001141917.2](#)
- RefSeq ORF:** 4008 bp
- Locus ID:** 259308
- UniProt ID:** [Q6ZU69](#)
- Cytogenetics:** 9p13.3
- MW:** 147.9 kDa

Product images:



Circular map for RC226578



Western blot validation of overexpression lysate (Cat# [LY427979]) using anti-DDK antibody (Cat# [TA50011-100]). Left: Cell lysates from untransfected HEK293T cells; Right: Cell lysates from HEK293T cells transfected with RC226578 using transfection reagent MegaTran 2.0 (Cat# [TT210002]).