

## Product datasheet for RC226492

### APC (NM\_001127511) Human Tagged ORF Clone

#### Product data:

Product Type:	Expression Plasmids
Product Name:	APC (NM_001127511) Human Tagged ORF Clone
Tag:	Myc-DDK
Symbol:	APC
Synonyms:	BTPS2; DESMD; DP2; DP2.5; DP3; GS; PPP1R46
Vector:	pCMV6-Entry (PS100001)
E. coli Selection:	Kanamycin (25 ug/mL)
Cell Selection:	Neomycin
ORF Nucleotide Sequence:	>RC226492 representing NM_001127511 Red=Cloning site Blue=ORF Green=Tags(s)

TTTTGTAATACGACTCACTATAGGGCGCCGGAATTCGTCGACTGGATCCGGTACCGAGGAGATCTGCC  
GCC**CGGATCGCC**

ATGGCTGCAGTTCATATGATCAGTTGTTAAAGCAAGTTGAGGCACTGAAGATGGAGAAGTCAAATCTTC  
GACAAGAGCTAGAAGATAATTCCAATCATCTTACAAAAGTGGAACTGAGGCATCTAATATGAAGGAAGT  
ACTTAAACAACACTACAAGGAAGTATTGAAGATGAAGCTATGGCTTCTTCTGGACAGATTGATTTATTAGAG  
CGTCTTAAAGAGCTTAACTTAGATAGCAGTAATTTCCCTGGAGTAAAAGTGGCGTCAAAAATGTCCTCC  
GTTCTTATGGAAGCCGGGAAGGATCTGTATCAAGCCGTTCTGGAGAGTGCAGTCCGTTCCATATGGGTTT  
ATTTCCAAGAAGAGGGTTTGTAAATGGAAGCAGAGAAAAGTACTGGATATTTAGAAGAAGTGGAGAAAGAG  
AGGTCAATTGCTTCTTGTCTGATCTTGACAAAAGAAAAGGAAAAGACTGGTATTACGCTCAACTCAGA  
ATCTCACTAAAAGAATAGATAGTCTTCTTTAACTGAAAATTTTCTTACAAACAGATATGACCAGAAG  
GCAATTGGAATATGAAGCAAGGCAAAATCAGAGTTGCGATGGAAGAACAACACTAGGTACCTGCCAGGATATG  
GAAAAACGAGCACAGCGAAGAATAGCCAGAATTCAGCAAATCGAAAAGGACATACTTCGTATACGACAGC  
TTTTACAGTCCCAAGCAACAGAAGCAGAGAGGTCATCTCAGAACAAGCATGAAACCGGCTCACATGATGC  
TGAGCGGCAGAATGAAGGTCAAGGAGTGGGAGAAAATCAACATGGCAACTTCTGGTAAATGGTCAGGGTTCA  
ACTACACGAATGGACCATGAAACAGCCAGTGTTTTGAGTTCTAGTAGCACACACTCTGCACCTCGAAGGC  
TGACAAGTCATCTGGAAACCAAGGTGGAATGGTGTATTCATTGTTGTCAATGCTTGGTACTCATGATAA  
GGATGATATGTCGCGAACTTTGCTAGCTATGTCTAGCTCCCAAGACAGCTGTATATCCATGCGACAGTCT  
GGATGTCTTCTCTCCTCATCCAGCTTTTACATGGCAATGACAAAGACTCTGTATTGTTGGGAAATTTCC  
GGGGCAGTAAAGAGGCTCGGGCCAGGGCCAGTGCAGCACTCCACAACATCATTCACTCACAGCCTGATGA  
CAAGAGAGGCAGGCGTGAATCCGAGTCTTTCATTTTTGGAACAGATACGCGCTTACTGTGAAACCTGT  
TGGGAGTGGCAGGAAGCTCATGAACCAGGCATGGACCAGGACAAAATCCAATGCCAGCTCCTGTTGAAC  
ATCAGATCTGTCCTGCTGTGTGTCTAATGAACTTTCAATTTGATGAAGAGCATAGACATGCAATGAA  
TGAAGTAGGGGACTACAGGCCATTGCAGAATTATTGCAAGTGGACTGTGAAATGTATGGCTTACTAAT  
GACCACTACAGTATTACACTAAGACGATATGCTGGAATGGCTTTGACAACTTGACTTTTGGAGATGTAG



CCAACAAGGCTACGCTATGCTCTATGAAAGGCTGCATGAGAGCACTTGTGGCCCACTAAAACTGAAAG  
 TGAAGACTTACAGCAGGTTATTGCGAGTGTGGGAGGAAATTTGTCTTGGCGAGCAGATGTAATAGTAAA  
 AAGACGTTGCGAGAAGTTGGAAGTGTGAAAGCATTGATGGAATGTGCTTTAGAAGTTAAAAAGGAATCAA  
 CCCTCAAAGCGTATTGAGTGCCTTATGGAATTTGTCAGCACATTGCACTGAGAATAAAGCTGATATATG  
 TGCTGTAGATGGTGCCTTGCATTTTGGTTGGCACTCTACTTACCGGAGCCAGACAAACACTTTAGCC  
 ATTATTGAAAGTGGAGGTGGGATATTACGGAATGTGCCAGCTTGTAGCTACAAATGAGGACCACAGGC  
 AAATCCTAAGAGAGAACAACCTGTCTACAACTTTATTACAACACTTAAAACTCATAGTTTGACAATAGT  
 CAGTAATGCATGTGGAACCTTGTGGAATCTCTCAGCAAGAAATCCTAAAGACCAGGAAGCATTATGGGAC  
 ATGGGGGCAAGTTAGCATGCTCAAGAACCTCATTATTCAAAGCACAAAATGATTGCTATGGGAAGTGTG  
 CAGCTTTAAGGAATCTCATGGCAATAGGCCTGCGAAGTACAAGGATGCCAATATTATGTCTCTGGCTC  
 AAGCTTGCCATCTTTCATGTTAGGAAACAAAAAGCCCTAGAAGCAGAATTAGATGCTCAGCACTTATCA  
 GAACTTTTGACAATATAGACAATTTAAGTCCCAAGGCATCTCATCGTAGTAAGCAGAGACACAAGCAA  
 GTCTCTATGGTGATTATGTTTTGACCCAATCGACATGATGATAATAGGTCAGACAATTTAATACTGG  
 CAACATGACTGTCCTTTACCATATTTGAATACTACAGTGTACCCAGCTCCTCTTCATCAAGGGAAGC  
 TTAGATAGTTCTGTTCTGAAAAAGATAGAAGTTTGGAGAGAGAACCGGAATTGGTCTAGGCACTACC  
 ATCCAGCAACAGAAAATCCAGGAACCTTCTCAAAGCGAGGTTTGCAAGATCTCCACCACTGCAGCCAGAT  
 TGCCAAAGTCATGGAAGAAGTGTGAGCCATTACCTCTCAGGAAGACAGAAGTTCTGGGTCTACCACT  
 GAATTACATTGTGTGACAGATGAGAGAAATGCACTTAGAAGAAGCTCTGCTGCCATACACATTCAAACA  
 CTTACAATTTCACTAAGTCGGAATAATCAATAGGACATGTTCTATGCCTTATGCCAAATTAGAATACAA  
 GAGATCTTCAAATGATAGTTTAAATAGTGTGAGTAGTAGTATGGTTATGGTAAAAGAGGTCAAATGAAA  
 CCCTCGATTGAATCCTATTCTGAAGATGATGAAAGTAAAGTTTGCAGTTATGGTCAATACCCAGCCGACC  
 TAGCCCAAAAAACATAGTGAATCATATGGATGATAATGATGGAGAAGTACACCAATAAATTA  
 TAGTCTTAAATATTCAGATGAGCAGTTGAACTCTGGAAGGCAAAAGTCTTACAGAATAAAGATGGGCA  
 AGACCCAAACACATAATAGAAGATGAAATAAAAACAAAGTGAAGCAAGACAATCAAGGAATCAAAAGTACA  
 CTTATCTGTTTATACTGAGAGCACTGATGATAAACACCTCAAAGTTCCAACCACATTTTGGACAGCAGGA  
 ATGTGTTTCTCCATACAGGTACGAGGAGGCAATGGTTCAAGAAACAAATCGAGTGGGTTCTAATCATGGA  
 ATTAATCAAAATGTAAGCCAGTCTTTGTGTCAAGAAGTACTATGAAGATGATAAGCCTACCAATTATA  
 GTGAACGTTACTCTGAAGAAGAACAGCATGAAGAAGAAGAGAGACCAACAAATTATGCATAAAAATATA  
 TGAAGAGAAACGTCATGTGGATCAGCCTATTGATTATAGTTTAAATATGCCACAGATATTCCTTCATCA  
 CAGAAACAGTCATTTTCATTCTCAAAGAGTTCATCTGGACAAAGCAGTAAACCCGAACATATGTCTTCAA  
 GCAGTGAAGTACGTCCACACCTTCATCTAATGCCAAGAGGCAGAATCAGCTCCATCCAAGTTCTGCACA  
 GAGTAGAAGTGGTCAGCCTCAAAGGCTGCCACTTGCAAAGTTTCTTCTATTAACCAAGAAACAATACAG  
 ACTTATTGTGTAGAAGTACTCCAATATGTTTTCAAGATGTAGTTTCAATATCATCTTTGTGCATCAGCTG  
 AAGATGAAATAGGATGTAATCAGACGACACAGGAAGCAGATTCTGCTAATACCCTGCAAAATAGCAGAAAT  
 AAAAGAAAAGATTGGAAGTGGTCAAGTGAAGTCCCTGTGAGCGAAGTCCAGCAGTGTACAGCACCCCT  
 AGAACCAATCCAGCAGACTGCAGGTTCTAGTTTATCTTCAAGATCAGCCAGGCACAAAGCTGTTGAAT  
 TTTCTTCAAGGAGCGAAATCTCCCTCAAAGTGGTGTGTCAGACACCCAAAAGTCCACCTGAACACATATG  
 TCAGGAGACCCCACTCATGTTTAGCAGATGACTTCTGTCAAGTCACTTGTAGTATTTGAGAGTCGTTCCG  
 ATTGCCAGCTCCGTTTCAAGTGAACCATGCAGTGGAAATGGTAAAGTGGCATTATAAGCCCCAGTGCCTTC  
 CAGATAGCCCTGGACAAACCATGCCACCAAGCAGAAGTAAAAACCTCCACCACCTCCTCAAACAGCTCA  
 AACCAAGCGAGAAGTACCTAAAAATAAAGCACCTACTGCTGAAAAGAGAGAGAGTGGACCTAAGCAAGCT  
 GCAGTAAATGCTGCAGTTTCAAGGGTCCAGGTTCTCCAGATGCTGATACTTTATTACATTTTGGCCACGG  
 AAAGTACTCCAGATGGATTTTCTGTTTCCAGCCTGAGTGTCTGAGCCTCGATGAGCCATTTATACA  
 GAAAGATGTGGAATTAAGAATAATGCCTCCAGTTCAGGAAAATGACAATGGGAATGAAACAGAATCAGAG  
 CAGCCTAAAGAATCAAATGAAAACCAAGAGAAAGAGGCAGAAAAAACTATTGATTCTGAAAAGGACCTAT  
 TAGATGATTGATGATGATGATATTGAAATACTAGAAGATGTATTATTTCTGCCATGCCAACAAAGTC  
 ATCAGTAAAGCAAAAAAGCCAGCCAGACTGCTTCAAATACCTCCACCTGTGGCAAGGAAACCAAGT  
 CAGCTGCCTGTGTACAACTTCTACCATCACAACAGGTTGCAACCCAAAAGCATGTTAGTTTTACAC  
 CGGGGGATGATATGCCACGGGTGATTGTGTTGAAGGGACACCTATAAACTTTTCCACAGCTACATCTCT  
 AAGTGTACTAACAATCGAATCCCTCCTCAATGAGTTAGCTGCTGGAGAAGGAGTTAGAGGAGGGGCACAG  
 TCAGGTGAATTTGAAAACGAGATACCATTCTACAGAAGGCAGAAGTACAGATGAGGCTCAAGGAGGAA  
 AAACCTCATCTGTAACCATACCTGAATTGGATGACAATAAAGCAGAGGAAGGTGATTTCTGCAGAATG

CATTAATCTGCTATGCCCAAAGGGAAAAGTCACAAGCCTTCCGTGTGAAAAAGATAATGGACCAGGTC  
 CAGCAAGCATCTGCGTCTTCTTCTGACCCAACAAAAATCAGTTAGATGGTAAGAAAAAGAAACCACTT  
 CACCAGTAAAACCTATACCACAAAATACTGAATATAGGACACGTGTAAGAAAAATGCAGACTCAAAAA  
 TAATTTAAATGCTGAGAGAGTTTTCTCAGACAACAAAGATTCAAAGAAACAGAATTTGAAAAATAATTCC  
 AAGGACTTCAATGATAAGCTCCCAAATAATGAAGATAGAGTCAGAGGAAGTTTGCTTTTGATTACCTC  
 ATCATTACACGCCTATTGAAGGAACTCCTTACTGTTTTTCACGAAATGATTTCTTGAGTTCTTAGATTT  
 TGATGATGATGTTGACCTTCCAGGGAAAAGGCTGAATTAAGAAAGGCAAAAAGAAAAAAGGAATCA  
 GAGGCTAAAGTTACCAGCCACACAGAACTAACCTCCAACCAACAATCAGCTAATAAGACACAAGCTATTG  
 CAAAGCAGCCAATAAATCGAGGTCAGCCTAAACCATACTTCAGAAAACAATCCACTTTTCCCCAGTCATC  
 CAAAGACATACCAGACAGAGGGGCGCAACTGATGAAAAGTTACAGAATTTTGCTATTGAAAAACTCCG  
 GTTTGCTTTTCTCATAATTCCTCTCTGAGTTCTCTCAGTGACATTGACCAAGAAAACAACAATAAGAAA  
 ATGAACCTATCAAAGAGACTGAGCCCCGACTCACAGGGAGAACCAAGTAAACCTCAAGCATCAGGCTA  
 TGCTCCTAAATCATTTTCTGTTGAAGATACCCAGTTTGTCTCAAGAAACAGTTCTCTCAGTTCTCTT  
 AGTATTGACTCTGAAGATGACCTGTTGCAGGAATGTATAAGCTCCGCAATGCCAAAAAGAAAAAGCCTT  
 CAAGACTCAAGGGTGATAATGAAAAACATAGTCCAGAAATATGGGTGGCATATTAGGTGAAGATCTGAC  
 ACTTGATTTGAAAGATATACAGAGACCAGATTCAGAACATGGTCTATCCCTGATTACAGAAAATTTGAT  
 TGGAAAGCTATTAGGAAGGTGCAAAATTCATAGTAAGTAGTTTACATCAAGCTGCTGCTGCTGATGTT  
 TATCTAGACAAGCTTCGCTGATTAGATTCCATCCTTTCCCTGAAATCAGGAATCTCTCTGGGATCACC  
 ATTTTACTTTACACCTGATCAAGAAGAAAAACCTTTACAAGTAATAAGGCCACGAAATCTAAAAACCA  
 GGGGAGAAAAGTACATTTGAAAATAAAAAGATAGAATCTGAAAGTAAAGGAATCAAAGGAGGAAAAAAG  
 TTTATAAAAGTTTGATTACTGGAAAAGTTCGATCTAATTCAGAAATTTGAGGCCAAATGAAACAGCCCT  
 TCAAGCAAAATGCCTTCAATCTCTCGAGGCAGGACAATGATTTCATATCCAGGAGTTGCAATAGCTCC  
 TCAAGTACAAGTCTGTTTCTAAAAAGGCCACCCCTTAAGACTCCAGCCTCCAAAAGCCCTAGTGAAG  
 GTCAAACAGCCACCACTTCTCCTAGAGGAGCCAAGCCATCTGTGAAATCAGAATTAAGCCCTGTTGCCAG  
 GCAGACATCCCAAATAGGTGGTCAAGTAAAGCACCTTCTAGATCAGGATCTAGAGATTCGACCCCTTCA  
 AGACTGCCAGCAACCATTAAGTAGACCTATACAGTCTCCTGGCCGAAACTCAATTTCCCTGGTAGAA  
 ATGGAATAAGTCTCCTAACAAATATCTCAACTTCCAAGGACATCATCCCTAGTACTGTTCAACTAA  
 GTCCTCAGGTTCTGAAAAATGTCATATACATCTCCAGGTAGACAGATGAGCCAACAGAACCTTACAAA  
 CAAACAGGTTTATCCAAGAATGCCAGTAGTATTCCAAGAAGTGAAGTCTGCCTCCAAAGGACTAAATCAGA  
 TGAATAATGGTAATGGAGCCAATAAAAAGTGAAGTCTTCTAGAATGTCTTCAACTAAATCAAGTGAAG  
 TGATCTGATAGATCAGAAAGACCTGTATTAGTACGCCAGTCACTTTTCAAGAAAGCTCCAAGCCCA  
 ACCTTAAGAAGAAAATTGGAGGAATCTGCTTCATTTGAATCTCTTCTCCATCATCTAGACCAGCTTCTC  
 CCACTAGGTTCCAGGCACAAACTCCAGTTTTAAGTCTTCCCTTCTGATATGTCTCTATCCACACATTC  
 GTCTGTTCCAGGCTGGTGGATGGCGAAAACCTCCACCTAATCTCAGTCCCCTATAGAGTATAATGATGGA  
 AGACCAGCAAAGCGCCATGATATTGCACGGTCTCATTCTGAAAGTCTTCTAGACTTCCAATCAATAGGT  
 CAGGAACCTGAAACGTGAGCACAGCAACATTCATCATCCCTTCTCGAGTAAGCACTTGAGAGAAGAAC  
 TGGAAAGTTCATCTTCAATTTTCTGCTTATCAGAATCCAGTAAAAAGCAAAAAGTGAAGATGAAAA  
 CATGTGAAGTCTATTTCAAGAACCAACAAAGTAAAGAAAACCAAGTATCCGCAAAAAGGAACATGGAGAA  
 AAATAAAAAGAAAATGAATTTTCTCCCAAAATAGTACTTCTCAGACCGTTTCTCAGGTGCTACAAATGG  
 TGCTGAATCAAAGACTCTAATTTATCAAATGGCACCTGCTGTTTCTAAAACAGAGGATGTTTGGGTGAGA  
 ATTGAGGACTGTCCATTAACAATCCTAGATCTGGAAGATCTCCACAGGTAATACTCCCCCGGTGATTG  
 ACAGTGTTCAGAAAAGGCAAAATCCAAACATTAAGATTCAAAGATAATCAGGCAAAAACAAAATGTGGG  
 TAATGGCAGTGTCCATGCGTACCGTGGGTTGGAAAAATCGCCTGAACTCCTTTATTCAGGTGGATGCC  
 CCTGACAAAAAGGAACTGAGATAAAACCAGGACAAAATAATCCTGTCCCTGTATCAGAGACTAATGAAA  
 GTTCTATAGTGAACGTACCCATTGAGTTCTAGCAGCTCAAGCAACACAGTTACCTAGTGGGACTGT  
 TGCTGCCAGAGTACTCCTTTAATTACAACCAAGCCCTAGGAAAAGCAGCGCAGATAGCACTTACGCT  
 CGGCCATCTCAGATCCCAACTCCAGTGAATAACAACACAAGAAGCGAGATTCAAAACACTGACAGCACAG  
 AATCCAGTGAACCCAAAGTCTAAGCGCCATTCTGGGTCTTACCTTGTGACATCTGTT

ACGCGTACGCGGCGGCTCGAGCAGAAACTCATCTCAGAAGAGGATCTGGCAGCAAATGATATCCTGGATT  
 ACAAGGATGACGACGATAAGGTTTAA

**Protein Sequence:** >RC226492 representing NM\_001127511  
 Red=Cloning site Green=Tags(s)

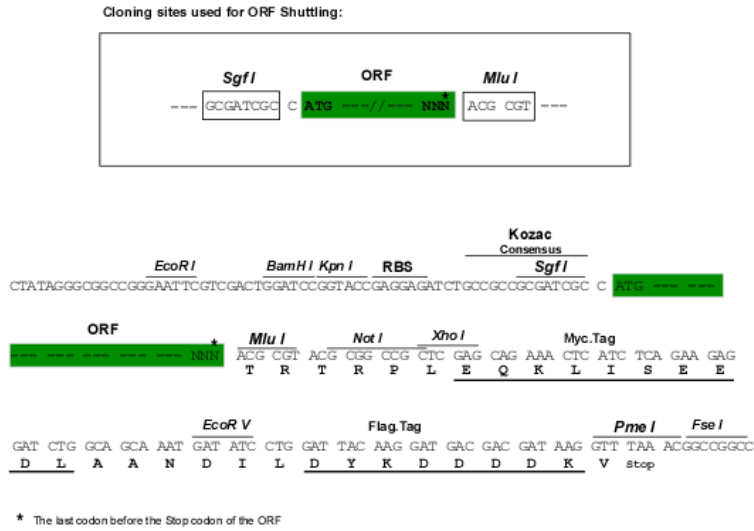
MAAASYDQLLKQVEALKMENSNLRQELEDNSNHLTKLETEASNMKEVLKQLQGSIEDEAMASSGQIDLLE  
 RLKELNLDSSNFPVGLRSKMSLRYSYGSREGSVSSRSRSGECSVPVPMGSPFRRGFVNGSRESTGYLEEELEKE  
 RSLLLADLDKEEKEKDWYQAQLNLTKRIDSLPLTENFSLQDTMTRRQLEYEARQIRVAMEEQLGTCQDM  
 EKRAQRRIARIQQIEKDILRIRQLLQSQA TEAERSSQNKHETGSHDAERQNEGQVGEINMATSGNGQGS  
 TTRMDHETASVLSSTHSAPRRLTSHLGTKVEMVYSLLSMLGTHDKDDMSRLLAMSSSQDSCISMRQS  
 GCLPLL IQLLHGNDKDSVLLGNSRGSKEARARASAALHNI IHSQPDDKGRREIRVLHLLLEQIRAYCETC  
 WEWQEAHEPGMDQKNPMPAPVEHQICPAVCVLMKLSFDEEHRHAMNELGGLQAI AELLQVDCEMYGLTN  
 DHYSITLRRYAGMALTNLTFGDVANKATLCSMKGCMLRALVAQLKSESEDLQQVIASVLRNLSWRADVNSK  
 KTLREVGSVKALMECALEVKKESTLKSVALWNL SAHC TENKADICAVDGALAFVGLTYRSQTNTLA  
 IIESGGGILRNVSLLIATNEDHRQILRENNCLQTL LQHLKSHSLTIVSNACGTLWNL SARNPKDQEALWD  
 MGAVSMLKNLIHSHKMIAMGSAALRNLMANRP AKYK DANIMSPGSSLP SLHVRKQKALEAELDAQHLS  
 ETFDNIDNLSPKASHRSKQRHKQSLYGDYVFDNTRHDDNRSDFNTGNMTVLSPLYLNTTVLPSSSSSRGS  
 LDSSRSEKDRSLERERGI GLGNYHPATENPGTSSKRGLQISTTAAQIAKVMEEVSAIHTSQEDRSSGSTT  
 ELHCVTDERNALRRSSAAHTSNTYFNFTKSENSNRTCSMPYAKLEYKRSSNDSLNSVSSSDGYGKRGQMK  
 PSIESYSEDESKEFCSYGQYPADLAHKIHSANHMDDNDGELDTPINYSLKYSDEQLNSGRQSPSQNERWA  
 RPKHII EDEIKQSEQRQSRNQSTTYPVYTESTDDKHLKFQPHFGQQECVSPYRSRGANGSETNRVGSNHG  
 INQNVSQLCQEDDYEDDKPTNYSERYSEEEQH EEEEEPTNYSIKYNEEKRHVDQPIDYSLKYATDIPSS  
 QKQSF SFKSSSSGQSSKTEHMSSSENTSTPSSNAKRQNLHPSSAQSRSGQPQAATCKVSSINQETIQ  
 TYCVEDTPICFSRCSLSSLSSAEDEIGCNQTTQEADSANTLQIAEIKEKIGTRSAEDPVEVPAVSQHP  
 RTKSSRLQGSLSSESARHKAVEFSSGAKSPKSGAQT PKSPPEHYVQETPLMFSRCTSVSLSDFSEKRS  
 IASSVQSEPCSGMVSGIISPSDL PDSPGQTMPPSRSKT P P P P P Q A Q T K R E V P K N K A P T A E K R E S G P K Q A  
 AVNAAVQRVQVLPDADTLLHFATESTPDGFCSSSL SALSLDEPFIQKDV E L R I M P P V Q E N D N G N E T E S E  
 QPKESNENQEKEAEKTIDSEKDLLDDSDDDIEILEECIISAMPTKSSRKAKKPAQ TASKLPPPVARKPS  
 QLPVYKLLPSQNRLQPQKHVSFTPGDDMPRVYCVG E T P I N F S T A T S L S D L T I E S P P N E L A A G E G V R G G A Q  
 SGFEFKRDTIPEGRSTDEAQQGKTSSVTIPELDDNKAEEGDILAE C I N S A M P K G K S H K P F R V K K I M D Q V  
 QQASASSAPNKNQLDGKKKPTSPVKPIQNT E Y R T R V R K N A D S K N N L N A E R V F S D N K D S K K Q N L K N N S  
 KDFNDKLPNNEDRVRGSAFDSPHHYTPIEGTPYCF SRNDSLSSLD F D D D D V D L S R E K A E L R K A K E N K E S  
 EAKVTSHTELTSNQQSANKTQAI AKQPINRGQPKPILQKQSTFPQSSKDI PDRGAATDEKLQNF A I E N T P  
 VCFSHNSLSSLSDIDQENNNKENEPIKETEP P D S Q G E P S K P Q A S G Y A P K S F H V E D T P V C F S R N S S L S S L  
 SIDSEDL L Q E C I S S A M P K K K P S R L K G D N E K H S P R N M G G I L G E D L T L D L K D I Q R P D S E H G L S P D S E N F D  
 WKAIQEGANSIVSSLHQA AAAACL SRQASSDSDSILSLKSGISL G S P F H L T P D Q E E K P F T S N K G P R I L K P  
 GEKSTLETKKIESESKGIKGGKVKYKSLITGKVRNSN E I S G Q M K Q P L Q A N M P S I S R G R T M I H I P G V R N S S  
 SSTSPVSKKGPPLKTPASKSPSEGQTATTSRPGAKPSVKSELSPVARQTSQIGGSSKAPSRSGSRDSTPS  
 RPAQQPLSRPIQSPGRNSISPGRNGISPPNKLSQLPRTSSPSTASTKSSGSGKMSYTSRGRQMSQQNLTK  
 QTGLSKNASSIPRESASAKGLNQMNNGANKKVELSRMSSTKSSGSESDRSERPVLVRQSTFIKEAPSP  
 TLRRKLEESASFESLSPSSRPASPTRSQAQTPVLSPLPDMSLSTHSSVQAGGWRKLPNLSPTIEYNDG  
 RPAKRHDIARSHSESPSRLPINRSGTWKREHSHSSSLPRVSTWRRTGSSSSILSASSESEKAKSEDEK  
 HVNSISGTKQSKENQVSAKGTWRKIKENEF SPTNSTSQT V S S G A T N G A E S K T L I Y Q M A P A V S K T E D V W V R  
 IEDCPINPRSGRSPTGNTPPVIDSVSEKANPNIKDSKDNQAKQNVGNGSVPMRTVGLNRLNSFIQVDA  
 PDQKGTEIKPGQNNPVPVSETNESSIVERTPFSSSSSKHSSPSGTVAARVTPFNPNPSPRKSSADSTSA  
 RPSQIPTVNNNTKKRDSKTDSTESSGTQSPKRHSGSYLVTSV

TRTRPLEQKLISEEDLAANDILDYKDDDDKV

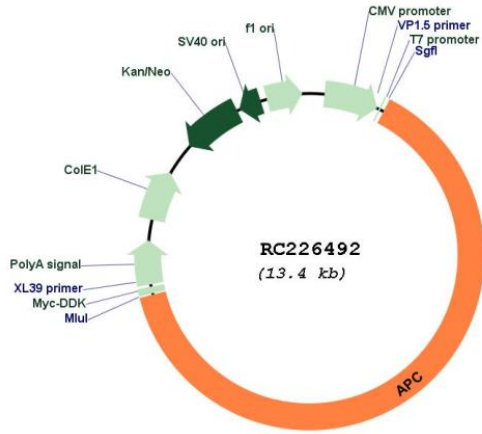
**Chromatograms:** [https://cdn.origene.com/chromatograms/mg3447\\_b11.zip](https://cdn.origene.com/chromatograms/mg3447_b11.zip)

**Restriction Sites:** Sgfl-Mlul

Cloning Scheme:



Plasmid Map:




ACCN: NM\_001127511  
 ORF Size: 8529 bp

<b>OTI Disclaimer:</b>	<p>Due to the inherent nature of this plasmid, standard methods to replicate additional amounts of DNA in E. coli are highly likely to result in mutations and/or rearrangements. Therefore, OriGene does not guarantee the capability to replicate this plasmid DNA. Additional amounts of DNA can be purchased from OriGene with batch-specific, full-sequence verification at a reduced cost. Please contact our customer care team at <a href="mailto:custsupport@origene.com">custsupport@origene.com</a> or by calling 301.340.3188 option 3 for pricing and delivery.</p> <p>The molecular sequence of this clone aligns with the gene accession number as a point of reference only. However, individual transcript sequences of the same gene can differ through naturally occurring variations (e.g. polymorphisms), each with its own valid existence. This clone is substantially in agreement with the reference, but a complete review of all prevailing variants is recommended prior to use. <a href="#">More info</a></p>
<b>OTI Annotation:</b>	This clone was engineered to express the complete ORF with an expression tag. Expression varies depending on the nature of the gene.
<b>Components:</b>	The ORF clone is ion-exchange column purified and shipped in a 2D barcoded Matrix tube containing 10ug of transfection-ready, dried plasmid DNA (reconstitute with 100 ul of water).
<b>Reconstitution Method:</b>	<ol style="list-style-type: none"> <li>1. Centrifuge at 5,000xg for 5min.</li> <li>2. Carefully open the tube and add 100ul of sterile water to dissolve the DNA.</li> <li>3. Close the tube and incubate for 10 minutes at room temperature.</li> <li>4. Briefly vortex the tube and then do a quick spin (less than 5000xg) to concentrate the liquid at the bottom.</li> <li>5. Store the suspended plasmid at -20°C. The DNA is stable for at least one year from date of shipping when stored at -20°C.</li> </ol>
<b>RefSeq:</b>	<u><a href="#">NM_001127511.1</a></u> , <u><a href="#">NP_001120983.1</a></u>
<b>RefSeq ORF:</b>	8478 bp
<b>Locus ID:</b>	324
<b>UniProt ID:</b>	<u><a href="#">P25054</a></u>
<b>Cytogenetics:</b>	5q22.2
<b>Protein Families:</b>	Druggable Genome
<b>Protein Pathways:</b>	Basal cell carcinoma, Colorectal cancer, Endometrial cancer, Pathways in cancer, Regulation of actin cytoskeleton, Wnt signaling pathway
<b>MW:</b>	311.5 kDa

**Gene Summary:**

This gene encodes a tumor suppressor protein that acts as an antagonist of the Wnt signaling pathway. It is also involved in other processes including cell migration and adhesion, transcriptional activation, and apoptosis. Defects in this gene cause familial adenomatous polyposis (FAP), an autosomal dominant pre-malignant disease that usually progresses to malignancy. Mutations in the APC gene have been found to occur in most colorectal cancers. Disease-associated mutations tend to be clustered in a small region designated the mutation cluster region (MCR) and result in a truncated protein product. [provided by RefSeq, Dec 2019]

**Product images:**

Western blot validation of overexpression lysate (Cat# [LY426808]) using anti-DDK antibody (Cat# [TA50011-100]). Left: Cell lysates from untransfected HEK293T cells; Right: Cell lysates from HEK293T cells transfected with RC226492 using transfection reagent MegaTran 2.0 (Cat# [TT210002]).