

Product datasheet for RC226479

PTPRB (NM_001109754) Human Tagged ORF Clone

Product data:

Product Type:	Expression Plasmids
Product Name:	PTPRB (NM_001109754) Human Tagged ORF Clone
Tag:	Myc-DDK
Symbol:	PTPRB
Synonyms:	HPTP-BETA; HPTPB; PTPB; R-PTP-BETA; VEPTP
Mammalian Cell Selection:	Neomycin
Vector:	pCMV6-Entry (PS100001)
E. coli Selection:	Kanamycin (25 ug/mL)
ORF Nucleotide Sequence:	>RC226479 representing NM_001109754 Red=Cloning site Blue=ORF Green=Tags(s)

TTTTGTAATACGACTCACTATAGGGCGGCCGGAATTCGTCGACTGGATCCGGTACCGAGGAGATCTGCC
GCC**CGATCGCC**

ATGGAGGCTGAATTTTACATGGTGATTCTTACCTGCTTGATCTTCAGGAAGGTTTCAGATTG
TCCATGTCCAGAAACAACAGTGTCTTTTCAAAAATGAGAAAGTGGTCGTGGGCTCATGCAACAGGACCAT
CCAGAACCAGCAGTGGATGTGGACTGAGGATGAAAAGCTCCTTCATGTTAAATCTGCACTGTGCTTGGCC
ATCTCCAACCTCTCCCGCGGCCCTCCCGCTCAGCCATCTTGACCGCTGTTCCAGGCACCCCGATGGA
CCTGCTATGATCAGGAAGGCTTCTTGGAGTGGAAAATGCCTCTCTCTTCTCCAGAAACAAGGCTCCAG
AGTAGTGGTCAAGAAGGCCAGGAAATACCTCCATAGCTGGATGAAAATAGATGTCAACAAGGAGGAAAA
CTGGTCAATGAAAGCCTCTGTTTACAAAAGCTGGCCTGGGAGCAGAAGTTTCGGTGAGGAGCACTAGAA
ACACGGCTCCACCCAGATTCTCACTACCTTTAATGCAGTTCCAGATGGCCTGGTATTCTTATTAGGAA
TACCACAGAGGCCCTTCATCAGAAATGCTGCAGAAAACACAGCCAAAACAGCAGCGAGAGGCAGCATCCC
AATCTGCACATGACTGGAATTACAGACACATCATGGGTTTTGTCGACTACTCAGCCCTTCTCCAGACCA
CTGAAGAGACTGGACTGGCGGAGCCAGAGAGATGTAACCTCACCTGGCGGAGTCCAAGGCTCCAGCCA
TTCTGTGTCTATCCAGTGGAATTTGGGCTCACCTGTAACCTTAGCCTCATCTATAGCAGTGACAC
CTGGGGCCCGGTTGTGCCCTACCTTTCCGATAGACAACACCACATACGGATGTAACCTCAAGATTTAC
AAGCAGGAACCATCTATAACTTCAGGATTTTCTCTGGATGAAGAGAGAACAGTGGTCTTGCAAACAGA
TCTTTTACCTCCTGCTAGGTTTGGAGTCAGTAAAGAGAAGACGACTTCAACCAGCTTGCATGTTTGGTGG
ACTCCTCTTCCGAAAAGTCACTCATATGAGGTGCAATTATTTGATGAAAATAACCAAAGATACAGG
GGGTTCAAATTAAGAAAGTACTTCATGGAATGAATACACTTTTTTCAATCTCACTGCTGGTAGTAAATA
CAATATTGCCATCACAGCTGTTTCTGGAGGAAAACGTTCTTTTTTCAAGTTTATACCAATGGATCAACAGT
CCATCTCCAGTAAAAGATATTGGTATTTCCACAAAAGCCAATTCTCTCCTGATTTCTGGTCCCATGGT
CTGGGAATGTGGAACGATACCGGCTGATGCTAATGGATAAAGGGATCCTAGTTCATGGCGGTGTTGTGGA
CAAACATGCTACTTCTATGCTTTTACGGGCTGACCCCTGGCTACCTCTACAACCTCACTGTTATGACT



[View online »](#)

GAGGCTGCAGGGCTGCAAACTACAGGTGGAACTAGTCAGGACAGCCCCATGGAAGTCTCAAATCTGA
 AGGTGACAAATGATGGCAGTTTACCTCTCTAAAAGTCAAATGGCAAAGACCTCTCGAAATGTGGATTC
 TTACAATATCACCTGTCTCACAAAGGGACCATCAAGGAATCCAGAGTATTAGCACCTTGGATTACTGAA
 ACTCACTTTAAAGAGTTAGTCCCCGGTCGACTTTATCAAGTTACTGTGAGCTGTGTCTCTGGTGAAGTGT
 CTGCTCAGAAGATGGCAGTGGGCAGAACATTTCCAGACAAAGTTGCAAACCTGGAGGCAACAATAATGG
 CAGGATGAGGTCTCTTGTAGTGAGCTGGTCGCCCTGCTGGAGACTGGGAGCAGTATCGCATGGATGACA
 TTCAATGATTCTGTGGTCTGCTCAACATCACTGTGGAAAGGAAGAAACACAGTATGTCATGGATGACA
 CGGGGCTCGTACCGGAAGACAGTATGAGGTGGAAGTCATTGTTGAGAGTGGAATTTGAAGAATTCTGA
 GCGTTGCCAAGGCAGGACAGTCCCCCTGGCTGTCTCCAGCTTCGTGTCAAACATGCCAATGAAACCTCA
 CTGAGTATCATGTGGCAGACCCCTGTAGCAGAATGGGAGAAATACATCATTTCCCTAGCTGACAGAGACC
 TCTTACTGATCCACAAGTCACTCTCAAAGATGCCAAAGAATTCACTTTTACTGACCTGGTGCCTGGACG
 AAAATACATGGCTACAGTACCAGTATTAGTGGAGACTTAAAAAATTCCTCTTCAGTAAAAGGAAGAACA
 GTGCTGCCCAAGTACTGACTTGCATGTGGCCAACCAAGGAATGACCAGTAGTCTGTTTACTAACTGGA
 CCCAGGCACAAGGAGACGTAGAATTTACCAAGTCTTACTGATCCATGAAAATGTGGTCATTAATAATGA
 AAGCATCTCCAGTGAGACCAGCAGATACAGCTTCCACTCTCAAGTCCGGCAGCCTGTACTCCGTGGTGT
 GTAACAACAGTGAGTGGAGGGATCTCTCCCGACAAGTGGTGTGGAGGGAAGAACAGTCCCTTCCAGTG
 TGAGTGGAGTAACGGTGAACAATTCGGTGTGTAATGACTACCTCAGCGTTTCTGGCTGTGGCGCCCGG
 AGATGTGGATAACTATGAGGTAACATTGTCTCATGACGGCAAGGTGGTTCAGTCCCTTGTCAATGCCAAG
 TCTGTGAGAGAATGTTCCCTTCACTCCCTACCCAGGCCGCTCTACACCGTGACCATAACTACAAGGA
 GTGGCAAGTATGAAAATCACTCCTTCAAGCAAGAGCGGACAGTGCCTGACAAAGTCCAGGGAGTCAAGTGT
 TAGCAACTCAGCCAGGAGTACTATTTAAGGGTATCCTGGGTGCATGCCACTGGAGACTTTGATCACTAT
 GAAGTACCATTAAAAACAAAAACAATTCATTTCAAACTAAAAGCATTCCAAGTCAAGAAACGAATGTG
 TATTTGTTCACTAGTCCCTGGACGGTGTACAGTGTCACTGTTACTACAAAAAGTGACAATATGAAGC
 CAATGAACAAGGGAATGGGAGAACAATTCAGAGCCTGTTAAGGATCTAACATTGCGCAACAGGAGCACT
 GAGGACTTGCATGTGACTTGGTCAAGGACTAATGGGGATGTCGACCAATATGAGATCCAGCTGCTCTTCA
 ATGACATGAAAGTATTTCTCTTTTACCTTGTAAATACCGCAACCGAGTATCGATTTACTTCCCTAAC
 ACCAGGCCGCAATACAAAATCTTGTCTTACGATTAGCGGGATGTACAGCAGTCAAGCTTCAATGAG
 GGCTTACAGTTCCTAGTGTGTCAAAAATTTACATTTCTCCCAATGGAGCAACAGATAGCCTGACGG
 TGAAGTGGACTCCTGGTGGGGAGACGTTGATTCTACACGGTGTGGCATTGAGGCACAGTCAAAGGT
 TGACTCTCAGACTATTCCAAGCAGTCTTTGAGCACAGTTCACAGACTGGAGGCCGGGAGCAGTAC
 CAGATCATGATTGCCTCAGTCAAGGGTCCCTGAAGAATCAGATAAATGTGGTGGCGGACAGTCCAG
 CATCTGTCCAAGGAGTAATTGCAGACAATGCATACAGCAGTATTCTCTTAAATAGTAAGTTGGCAAAAAGC
 TGCTGGTGTGGCAGAAAGATATGATATCCTGCTTCTAACTGAAAATGGAATCCTTCTGCGCAACACATCA
 GAGCCAGCCACCCTAAGCAACACAAAATTTGAAGATCTAACACCAGGCAAGAAATACAAGATACAGATCC
 TAACTGTCAAGTGGAGGCCCTTTAGCAAGGAAGCCAGACTGAAGGCCGAACAGTCCCAGCAGTGTAC
 CGACCTGAGGATCACAGAGAATCCACCAGGCACCTGTCTTCCGCTGGACCGCTCAGAGGGGGAGCTC
 AGCTGGTACAACATCTTTTTGTACAACCAGATGGGAATCTCCAGGAGAGAGCTCAAGTTGACCCACTAG
 GGAGCTGTCTAATGAGTCTTTCATATTTGGTGAACAGTCCAGCCTCTGTGAGTCACTCAGGGGTCC
 AATCGGAACACGACAGACAGCCTTTGGTTCAACTGGAGTCCAGCCTCTGGGGACTTTGACTTTTATGAGC
 TGATTCTCTATAATCCCAATGGCACAAGAAAGGAAAATGGAAGACAAGGACCTGACGGAGTGGCGGTT
 TCAAGGCCTTGTCTGGAAGGAAGTACGTGTGTGGGTGGTAACTCACAGTGGAGATCTCAGCAATAAA
 GTCACAGCGGAGAGCAGAACAGTCCAAGTCTCCAGTCTTATGTCATTTGCTGACATTGCAAACACAT
 CCTTGGCCATCACGTGGAAGGGCCCCAGACTGGACAGACTACAACGACTTTGAGCTGCAGTGGTTGCC
 CAGAGATGCCTTACTGTCTTCAACCCCTACAACAACAGAAAATCAGAAGGACGCATTGTGTATGGTCTT
 CGTCCAGGGAGATCCTATCAATCAACGTCAAGACTGTCAGTGGTATTCTGGAAAATACAGCAAAC
 CAATTTTTGGATCTGTGAGGACAAGCCTGACAAGATACAAAACCTGCATTGCCGGCCTCAGAATCCAC
 GGCCATTGCCTGTTCTTGGATCCCTCCTGATTCTGACTTTGATGTTATAGTATTGAATGCCGGAATG
 GACACCCAAGAAGTTGAGTTTTCCAGAAAGCTGGAGAAAGAAAAATCTCTGCTCAACATCATGATGCTAG
 TGCCCCATAAGAGGTACCTGGTGTCCATCAAAGTGCAGTCGGCCGGCATGACCAGCGAGGTGGTTGAAGA
 CAGCACTATACAATGATAGACCGCCCCCTCCTCCACCCACACATTCGTGTGAATGAAAAGGATGTG
 CTAATTAGCAAGTCTCCATCACTTTACTGTCAACTGCAGCTGGTTCAGCGACCAATGGAGCTGTGA

AATACTTCACAGTGGTGGTGAGAGAGGCTGATGGCAGTGATGAGCTGAAGCCAGAACAGCAGCACCCCTCT
CCCTTCCTACCTGGAGTACAGGCACAATGCCTCCATTCGGGTGTATCAGACTAATTATTTTCCAGCAAA
TGTGCCGAAAACTCTAACAGCAACTCCAAGAGTTTTAACATTAAGCTTGGAGCAGAGATGGAGAGCCTAG
GTGGAAAATGCGATCCCCTCAGCAAAAATTCTGTGATGGACCACTGAAGCCACACACTGCCTACAGAA
CAGCATTGAGCTTTTACACAGCTCTTTGATGAGGACCTGAAGGAATTCACAAAGCCACTCTATTCAGAC
ACATTTTTTTCTTTACCCATCACTACTGAATCAGAGCCCTTGTGGAGCTATTGAAGGTGTGAGTGCTG
GTCTGTTTTTAATTGGCATGCTAGTGGCTGTTGTTGCCCTATTGATCTGCAGACAGAAAGTGAGCCATGG
TCGAGAAAAGACCCTCTGCCCGTCTGAGCATTTCGTAGGGATCGACCATTATCTGTCCAATTAACCTGGGC
CAGAAAAGGTAACCGAAAACTTCTGTCCAATAAAAAATAATCAGTTTGAAGGGCATTTCATGAAGCTAC
AGGCTGACTCCAACCTACCTTCTATCCAAGGAATACGAGGAGTTAAAAGACGTGGGCCGAAACCAGTCATG
TGACATTGCACTTTGCCGAGAATAGAGGGAAAAATCGATACAACAATATATTGCCCTATGATGCCACG
CGAGTGAAGCTCTCCAATGTAGATGATGATCCTTGCTCTGACTACATCAATGCCAGCTACATCCCTGGCA
ACAACCTCAGAAGAGAATACATTGTCACCTCAGGGACCGCTTCTGGCACCAAGGATGACTTCTGGAAAAT
GGTGTGGGAACAAAACGTTCAACATCGTCATGGTGACCCAGTGTGTTGAGAAGGGCCGAGTAAAGTGT
GATCATTACTGGCCAGCGGACCAGGATTCCTCTACTATGGGGACCTCATCCTGCAGATGCTCTCAGAGT
CCGTCTGCTGAGTGGACCATCCGGGAGTTAAGATATGCGGTGAGGAACAGCTTGATGCACACAGACT
CATCCGCCACTTTCACTATACGGTGTGGCCAGACCATGGAGTCCCAGAAAACCACCCAGTCTCTGATCCAG
TTTGTGAGAACTGTCAGGGACTACATCAACAGAAGCCCGGTGCTGGGCCCACTGTGGTGCAGTGCAGTG
CTGGTGTGGGTAGGACTGGAACCTTTATTGCATTGGACCGAATCCTCCAGCAGTTAGACTCCAAAGACTC
TGTGGACATTTATGGAGCAGTGCACGACCTAAGACTTCACAGGGTTCACATGGTCCAGACTGAGTGTGAG
TATGCTACCTACATCAGTGTGTAAGAGATGCTCCTCAGAGCAAGAAAGCTACGGAGTGAACAAGAAAACC
CCTTGTTCCAATCTATGAAAATGTGAATCCAGAGTATCACAGAGATCCAGTCTATTCAAGGCAT

ACGCGTACGCGGCCGCTCGAGCAGAACTCATCTCAGAAGAGGATCTGGCAGCAAATGATATCCTGGATT
ACAAGGATGACGACGATAAGGTTTAA

Protein Sequence: >RC226479 representing NM_001109754
 Red=Cloning site Green=Tags(s)

MEAEFYMVILTCLIFRNSEGFQIVHVQKQQLFKNEKVVVGSNRTIQNQWMTDEKLLHVKSALCLA
 ISNSSRGPSPRSAILDRCSQAPRWTCYDQEGFLEVENASLFLKQGSRVVVKKARKYLHSWMKIDVNKEGK
 LVNESLCLQKAGLGAEVSVRSTRNTAPPQILTFNAVPDGLVFLIRNTTEAFIRNAENYSQNSSERQHP
 NLHMTGITDTSWVLTSTTQPFSSSTTEETGLAEPERCNFTLAESKASSHSVSIQWRILGSPCNFSLIYSSDT
 LGAALCPTFRIDNTTYGCNLQDLQAGTIYNFRIISLDEERTVVLQTDPLPPARFGVSKEKTTSTSLHVWW
 TPSSGKVTSYEVQLFDENNQKIQGVQIQESTSWNEYTFFNLTAGSKYNIATAVSGGKRFSVYTINGSTV
 PSPVKDIGISTKANSLLSWSHSGSNVERYRLMLMDKGILVHGGVVDKHATSYAFHGLTPGYLYNLTVMT
 EAAGLQNYRWKLVRTAPMEVSNLKVNDGSLTSLKVKWQPPGNVDSYNIITLSHKGTIKESRVLAPWITE
 THFKELVPGRLYQVTVSCVSGELSAQKMAVGRTFPDKVANLEANNNGMRSLVVSWSPPAGDWEQYRILL
 FNDSVLLNITVGKEETQYVMDDTGLVPGROYEVEVIVESGNLKNSERCQGRTPPLAVLQLRVKHANETS
 LSIMWQTPVAWEKYIISLADRDLILLIHKSLSKDAKEFTFDLVPGRKYMATVTSISGDLKNSSSVKGR
 VPAQVTDLHVANQGMTSSLFTNWTQAQGDVEFYQVLLIHENVVIKNESISSETSRYSFHSLSKGSLSYV
 VTTVSGGISSRQVVVEGRTVPSSVSGVTVNNNSGRNDYLSVSWLLAPGDVDNYEVTLSHDGKVVQSLVIAK
 SVRECSFSSLTPGRLYTVTITTRSCKYENHSFSQERTVPDKVQGVSVSNSARSYDLRVSVVHATGDFDHY
 EVTIKNNFIQTKSIPKSENECVFVQLVPGRLYSVTVTTKSQGYEANEQNGRTIPEPKDLTLNRST
 EDLHVTVSGANGVDQYEQILLFNDMKVFPFHLVNTATEYRFTSLTPGRQYKILVLTISGDVQQAIFIE
 GFTVPSAVKNIHISPNGATDSLTVNWTGGGDVDSYTVSAFRHSQKVDSTIPKHVFEHTFHRLEAGEQY
 QIMIASVSGSLKNQINVVGRTPASVQGVADNAYSSYSLIVSWQKAAGVAERYDILLTENGILLRNTS
 EPATTKQHKFEDLTPGKKYKIQILTVSGLFSKEAQTEGRTPAAVTDLRITENSTRHL SFRWTASEGEL
 SWYNIFLYNPDGNLQERAQVDPLVQSFQNLQGRMYKMVIVTHSGELSNESFIFGRTVPASVSHLRGS
 NRNTTDSLWFNWPASGDFDFYELILYNPNGTKKENWKDKDLTEWRFQGLVPGRYVVLVWVTHSGDLSNK
 VTAESRTAPSPPLMSFADIANTSLAITWKGPPDWDYDNDFELQWLPRDALTVFNPNYNNRSEGRIVYGL
 RPRGSYQFNVKTVSGDSWKTYSKPIFGSVRTKPKIQNLHCRPQNSTAIACSWIPDSDFDGYSIECRKM
 DTQEVEFSRKLEKEKSLNIMMLVPHKRYLVSIVQVQSGMTSEVVEDSTITMIDRPPPPPHIRVNEKDV
 LISKSSINFTVNCWFSDTNGAVKYFTVVVREADGSDELKPEQQHPLPSYLEYRHNASIRVYQTNFYASK
 CAENPNSNSKSFNIKLAGEMESLGGKCDPTQKFCDGPLKPHYRISIRAFQTFDEDLKEFTKPLYSD
 TFFSLPITTESEPLFGAIEGVSAGLFLIGMLVAVVALLICRQKVSHGRERPSARLSIRDRPLSVHLNLG
 QKGNRKTSCPIKINQFEGHFMKLQADSNYLLSKEYEELKDVGRNQSCDIALLPENRGKNRNNILPYDAT
 RVKLSNVDDDPCSDYINASYIPGNFRREYIVTQGPLPGTKDDFKWMVWEQNVHNI VMTQCVEKGRVKC
 DHYWPADQDSL YYGDLILQMLSESVLPEWTIREFKICGEEQLDAHRLIRHFHYTVWPDHGVPETTQSLIQ
 FVRTVRDYINRSPGAGPTVVHCSAGVGRGTGTFIALDRILQQLDSKDSVDIYGAVHDLRLHRVHMVQTECQ
 VYVYLHQCVRDVL RARKLRSEQENPLFPIYENVNPEYHRDPVYSRH

TRTRPLEQKLI SEEDLAANDILDYKDDDDKV

Chromatograms: https://cdn.origene.com/chromatograms/mk8006_a08.zip

Restriction Sites: SgfI-MluI

Cloning Scheme:



ACCN: NM_001109754

ORF Size: 6645 bp

OTI Disclaimer: Due to the inherent nature of this plasmid, standard methods to replicate additional amounts of DNA in E. coli are highly likely to result in mutations and/or rearrangements. Therefore, OriGene does not guarantee the capability to replicate this plasmid DNA. Additional amounts of DNA can be purchased from OriGene with batch-specific, full-sequence verification at a reduced cost. Please contact our customer care team at custsupport@origene.com or by calling 301.340.3188 option 3 for pricing and delivery.

The molecular sequence of this clone aligns with the gene accession number as a point of reference only. However, individual transcript sequences of the same gene can differ through naturally occurring variations (e.g. polymorphisms), each with its own valid existence. This clone is substantially in agreement with the reference, but a complete review of all prevailing variants is recommended prior to use. [More info](#)

OTI Annotation: This clone was engineered to express the complete ORF with an expression tag. Expression varies depending on the nature of the gene.

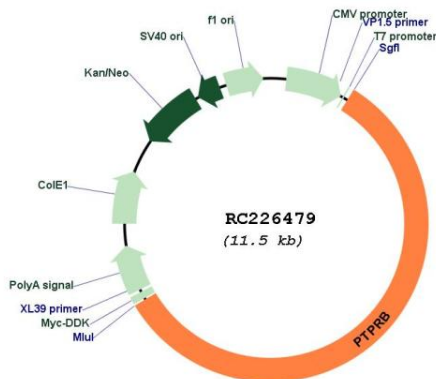
Components: The ORF clone is ion-exchange column purified and shipped in a 2D barcoded Matrix tube containing 10ug of transfection-ready, dried plasmid DNA (reconstitute with 100 ul of water).

- Reconstitution Method:**
1. Centrifuge at 5,000xg for 5min.
 2. Carefully open the tube and add 100ul of sterile water to dissolve the DNA.
 3. Close the tube and incubate for 10 minutes at room temperature.
 4. Briefly vortex the tube and then do a quick spin (less than 5000xg) to concentrate the liquid at the bottom.
 5. Store the suspended plasmid at -20°C. The DNA is stable for at least one year from date of shipping when stored at -20°C.


RefSeq: [NM_001109754.4](#)
RefSeq ORF: 6648 bp
Locus ID: 5787
UniProt ID: [P23467](#)
Cytogenetics: 12q15
Protein Families: Druggable Genome, Phosphatase
Protein Pathways: Adherens junction
MW: 249 kDa

Gene Summary: The protein encoded by this gene is a member of the protein tyrosine phosphatase (PTP) family. PTPs are known to be signaling molecules that regulate a variety of cellular processes including cell growth, differentiation, mitotic cycle, and oncogenic transformation. This PTP contains an extracellular domain, a single transmembrane segment and one intracytoplasmic catalytic domain, thus belongs to receptor type PTP. The extracellular region of this PTP is composed of multiple fibronectin type_III repeats, which was shown to interact with neuronal receptor and cell adhesion molecules, such as contactin and tenascin C. This protein was also found to interact with sodium channels, and thus may regulate sodium channels by altering tyrosine phosphorylation status. The functions of the interaction partners of this protein implicate the roles of this PTP in cell adhesion, neurite growth, and neuronal differentiation. Alternate transcript variants encoding different isoforms have been found for this gene. [provided by RefSeq, May 2011]


Product images:



Circular map for RC226479



Western blot validation of overexpression lysate (Cat# [LY426301]) using anti-DDK antibody (Cat# [TA50011-100]). Left: Cell lysates from untransfected HEK293T cells; Right: Cell lysates from HEK293T cells transfected with RC226479 using transfection reagent MegaTran 2.0 (Cat# [TT210002]).



Coomassie blue staining of purified PTPRB protein (Cat# [TP326479]). The protein was produced from HEK293T cells transfected with PTPRB cDNA clone (Cat# RC226479) using MegaTran 2.0 (Cat# [TT210002]).