

Product datasheet for RC226436

Plexin A4 (PLXNA4) (NM_020911) Human Tagged ORF Clone

Product data:

Product Type:	Expression Plasmids
Product Name:	Plexin A4 (PLXNA4) (NM_020911) Human Tagged ORF Clone
Tag:	Myc-DDK
Symbol:	Plexin A4
Synonyms:	FAYV2820; PLEXA4; PLXNA4A; PLXNA4B; PRO34003
Mammalian Cell Selection:	Neomycin
Vector:	pCMV6-Entry (PS100001)
E. coli Selection:	Kanamycin (25 ug/mL)
ORF Nucleotide Sequence:	>RC226436 representing NM_020911 Red=Cloning site Blue=ORF Green=Tags(s)

TTTTGTAATACGACTCACTATAGGGCGGCCGGAATTCGTCGACTGGATCCGGTACCGAGGAGATCTGCC
GCC**CGATCGCC**

ATGAAAGCCATGCCCTGGAAGTGGACCTGCCTTCTCTCCACCTCCTCATGGTGGGCATGGGCTCTCCA
CTTTGCTCACCCGGCAGCCAGCCCGCTGTCCAGAAGCAGCGGTCATTTGTCACATTCGAGGAGAGCC
CGCCGAGGTTTCAATCACCTGGTGGTGGATGAGAGGACAGGACACATTTACTTGGGGCCGTCAATCGG
ATTTACAAGCTCTCCAGCGACCTGAAGTCTTGGTGGTGGATGAGACAGGCGCCGACGAGGACAACCCCA
AGTGTACCACCCCGCATCGTCCAGACCTGCAATGAGCCCTGACCACCACCAACAATGTCAACAAGAT
GCTCCTCATAGACTACAAGGAGAACAGGCTGATTGCCTGTGGGAGCCTGTACCAAGGCATCTGCAAGCTG
CTGAGGCTGGAGGACCTCTTCAAGCTGGGGGAGCCTTATCATAAGAAGGAGCACTATCTGTCAAGGTGCA
ACGAGAGCGGCTCAGTCTTTGGAGTGATCGTCTCCTACAGCAACCTGGATGACAAGCTGTTCAATGCCAC
GGCAGTGGATGGGAAGCCCGAGTATTTCCACCATCTCCAGCCGAAACTGACCAAGAAGCTGAGGGCG
GATGGCATGTTTCGCTACGTCTTCCATGATGAGTTCGTGGCCTCGATGATTAAGATCCCTTCGGACACCT
TCACCATCATCCCTGACTTTGATATCTACTATGTCTATGGTTTTAGCAGTGGCAACTTTGTCTACTTTTT
GACCCCTCAACCTGAGATGGTGTCTCCACCAGGCTCCACCACCAAGGAGCAGGTGATACATCCAAGCTC
GTGAGGCTTTGCAAGGAGGACACAGCCTTCAACTCCTATGTAGAGGTGCCATTGGCTGTGAGCGCAGTG
GGGTGGAGTACCGCTGCTGCAGGCTGCCTACCTGTCCAAGCGGGGCGGTGCTTGGCAGGACCCCTGG
AGTCCATCCAGATGATGACCTGTCTTCCACCGTCTTCTCCAAGGGCCAGAAGCGGAAAATGAAATCCCTG
GATGAGTCGGCCCTGTGCATCTTTCATCTTGAAGCAGATAAATGACCGCATTAAAGGAGCGGCTGCAGTCTT
GTTACCGGGGCGAGGGCACGCTGGACCTGGCCTGGCTCAAGGTGAAGGACATCCCTGCAGCAGTGCCT
CTTAACCATTGACGATAACTTCTGTGGCCTGGACATGAATGCTCCCTGGGAGTGTCCGACATGGTGCCT
GGAATTCCTGCTTACGGAGGACAGGGACCGCATGACGTCTGTCATCGCATATGCTACAAGAACCACT
CTCTGGCCTTTGTGGCACCAAAAGTGGCAAGCTGAAGAAGATCCGGGTGGATGGACCCAGGGGCAACGC
CCTCCAGTATGAGACGGTGCAGGTGGTGGACCCCGCCAGTCTCCGGATATGGCCTTCTCCAAGGAC



[View online »](#)

CACGAGCAACTCTACATCATGTCAGAGAGGCAGCTCACCAGAGTCCCTGTGGAGTCTGTGGTCAAGTATC
AGAGCTGCGGCGAGTGCCTTGGCTCAGGCGACCCCACTGTGGCTGGTGTGTGCTGCACAACACTTGCAC
CCGGAAGGAGCGGTGTGAGCGGTCCAAGGAGCCCCGAGGTTGCCTCGGAGATGAAGCAGTGTGTCGG
CTGACGGTCCATCCCAACAATATCTCCGTCTCTCAGTACAACGTGCTGCTGGTCTGGAGACGTACAATG
TCCCGGAGCTGTACAGTGGCGTCAACTGCACCTTTGAGGACCTGTGAGAGATGGATGGGCTGGTCTGGG
CAATCAGATCCAGTGTACTCCCTGCAGCCAAGGAGGTGCCCGGATCATCACAGAGAAATGGGGACCA
CATGTCTACAGCTTACAGTCAAATCAAAGGAGACCCGGCATGACCTTCGCCAGCACAGCTTTGTCTTCT
ACAATTGCAGCGTCCACAATTTCGTGCCTGCTGCGTGGAGAGTCCATACCGCTGCCACTGGTGTAAATA
CCGGCATGTCTGCACCCATGACCCCAAGACCTGCTCCTTCCAGGAAGGCCGAGTGAAGTGCCTGGAGAC
TGCCCCCAGTGTGCGAGTGGACAAGATCCTGGTGCCTGGAGGTGATCAAGCCTATCACGCTGAAGG
CCAAGAACCTCCCCAGCCCCAGTCTGGGCAGCGTGGCTACGAATGCATCCTCAACATTCAGGGCAGCGA
GCAGCGAGTGCCTGCCCTGCGCTTCAACAGCTCCAGCGTACAGTGCAGAACACCTCTTATTCTATGAA
GGGATGGAGATCAACAACCTGCCGTGGAGTTGACAGTGTGGAATGGGCACTTCAACATTGACAACC
CAGCTCAGAATAAAGTTCACCTCTACAAGTGTGGAGCCATGCGTGTGAGAGTGCAGGCTGTGCTCAAGG
TGACCCAGACTTCGCATGTGGTGGTGCAGGGCCAGGCCAGTGCACCTGCGCCAGCACTGCCCTGCC
CAGGAGAGCCAGTGGCTGGAGTGTCTGGTGCCAAAAGCAAGTGCAAAACCCCGCATCACAGAGATAA
TCCCGGTGACAGGCCCCCGGAAGGGGGACCAAGGTCACTATCCGAGGGGAGAACCTGGGCTGGAATT
TCGCGACATCGCCTCCATGTCAAGTTGCTGGCGTGGAGTGCAGCCCTTATGGATGGTTACATCCCT
GCAGAACAGATCGTGTGTGAGATGGGGGAGGCCAAGCCAGCCAGCATGCAGGCTTCGTGGAGATCTGCG
TGGCTGTGTGTCGGCCTGAATTCATGGCCCGTCTCACAGCTCTATTACTTCATGACACTGACTCTCTC
AGATCTGAAGCCAGCCGGGGCCCATGTCCGGAGGGACCAAGTACCATCACAGGCACCAACCTGAAT
GCCGGAAGCAACGTGGTGGTGTGTTGGAAAGCAGCCCTGTCTTCCACAGGCGATCTCCATCTTACA
TTGTCTGCAACACCACATCCTCAGATGAGGTGCTAGAGATGAAGGTGTGCGTGCAGGTGGCAGGGCCAA
GATCCACAGGACCTGGTCTTTCAGTATGTGGAAGACCCACCATCGTGGGATTGAGCCAGAATGGAG
ATTGTCAGTGGAAACACACCCATCGCCGTATGGGGGACCCACCTGGACCTCATAACAAGCCCGAGTCC
GTGCCAAGCATGGAGGGAAGGAGCACATCAATATCTGTGAGGTTCTGAACGCTACTGAGATGACCTGTCA
GGCGCCCGCCTCGCTCTGGTCTGACCACAGTCCAGCCTGACCGAGAGGCCCGAGGAGTTTGGCTTC
ATCCTGGACAACGTCCAGTCCCTGCTCATCTCAACAAGACCAACTTCACCTACTATCCCAACCCGGTGT
TTGAGGCTTTGGTCCCTCAGGAATCCTGGAGCTCAAGCCTGGCAGCCCATCATCTAAAGGGCAAGAA
CCTGATCCCGCTGTGGTGGGGCAACGTGAAGCTGAACACTGACTGTGCTGGTGGGAGAAGCCGTGC
ACCGTGTGCGTGTGAGATGTCCAGTGTCTGCGAGTCCCCAACCTCATCGGCAGGCACAAAGTGTGG
CCCGTGTGCGTGGCATGGAGTACTCCCCGGGATGGTGTACATTGCCCGGACAGCCCGCTCAGCCTGCC
CGCCATCGTCAGCATCGAGTGGCTGGCGGCTCCTCATATTTTCATCGTGGCCGTGCTCATTGCCTAT
AAACGCAAGTCCCGGAAAGTGACCTCACGCTGAAGCGGCTGCAGATGCAGATGGACAACCTGGAGTCCC
GTGTGGCCCTGGAGTGAAGGAAGCCTTTGCCGAGTGCAGACGGACATCCATGAGCTGACCAGTGCCT
GGATGGAGCCGGATTCCGTTCTGGACTATAGAATACACCATGCGGGTGTGTTCCAGGAATTGAA
GACCACCTGTCTCCGGACCTTGAGTCCCGGGCTACCGGCAGGAGCGTGTGGAGAAAGCCGTGAAGC
TCTTCGCCAGCTCATCAACAACAAGGTGTTCTGCTGTCTTCATCCGCAGCTTGAGTCCCAGCGTAG
CTTCTCCATGCGGACCGTGGCAACGTGGCCTCACTCATGACCGTGTGAGAGCAAGCTGGAGTAC
GCCACTGATGTGCTGAAGCAGTGTGGCCGACCTCATTGACAAGAACCTGGAGAGCAAGAACCACCTTA
AGCTGCTGCTCAGGAGGACTGAGTCAAGTGGCTGAGAAGATGCTGACCAATTGGTTTACTTCTCTCTA
CAAGTTCTCAAGGAGTGTGCTGGGAGCCCTTCTCCTGTTCTGTGCCATCAAGCAGCAGATGGAG
AAGGGCCCATGACGCCATCACGGGCGAGGCCGCTACTCCTTGAGCGAGGACAAGCTCATCCGCCAGC
AGATTGACTACAAAACCTGGTCTGAGCTGTGTGAGCCAGACAATGCCAACAGCCCCGAGGTCCCAGT
AAAGATCTCAACTGTGACACCATCACTCAGGTCAAGGAGAAGATTCTGGATGCCATCTCAAGAATGTG
CCTTGCTCCACCGGCCAAAGTGCAGATATGGATCTGGAGTGGCGACAAGGAAGTGGGCAAGGATGA
TCTTGACAGATGAAGACATCACCAAGATTGAGAATGATTGGAAGCGACTGAACACACTGGCCACTA
CCAGGTGCCAGATGGTTCCGTGGTGGCATTAGTGTCCAAGCAGGTGACAGCCTATAACGCAGTGAACAAC
TCCACCGTCTCCAGGACCTCAGCAAGTAAATATGAAAACATGATCCGGTACACGGGCAGCCCCGACAGCC
TCCGCTCACGGACACCTATGATCACTCCTGACCTGGAGAGTGGAGTCAAGATGTGGCACCTAGTGAAGAA
CCACGAGCACGGAGACCAGAAGGAGGGGGACCGGGGGAGCAAGATGGTGTCTGAAATCTACCTGACCCGA
CTCCTGGCCACTAAGGGCACACTGCAGAAGTTGTGGATGACCTTTGAGACCATCTTCAGCACGGCAC

ACCGTGGCTCTGCCCTGCCCTGGCCATCAAGTACATGTTTGACTTCTGGATGAGCAGGCTGATAAACA
 TGGCATTGATGACCCGCAGTCCGCCATACCTGGAAGAGCAATTGCTGCCCTGAGGTTTTGGGTCAAC
 ATGATCAAGAACCCGAGTTTTGTGTTTACATCCATAAGAACAGCATCACAGACGCTGCCTCTCTGTGG
 TGGCTCAGACCTTCATGGACTCTTGCTCCACGTCAGAGCACCGGCTGGGCAAGGACTCGCCCTCAAACA
 GCTGCTGTATGCCAAGGACATCCCAGCTACAAGAATTGGGTGGAGAGGTATTACTCAGACATAGGGAAG
 ATGCCAGCCATCAGCGACCAAGACATGAACGCATACCTGGCTGAGCAGTCCCGGATGCACATGAATGAGT
 TCAACACCATGAGTGCCTCTCAGAGATCTTCTCTATGTGGGCAAATACAGCGAGGAGATCCTTGGACC
 TCTGGACCACGATGACCAGTGTGGGAAGCAGAACTGGCCTACAACTAGAACAAGTCATAACCCTCATG
 AGCTTAGACAGC

ACGCGTACGCGGCCGCTCGAGCAGAACTCATCTCAGAAGAGGATCTGGCAGCAAATGATATCCTGGATT
 ACAAGGATGACGACGATAAGGTTTAA

Protein Sequence:

>RC226436 representing NM_020911
 Red=Cloning site Green=Tags(s)

MKAMPWNWTCLLSHLLMVGMSSTLLTRQPAPLSQKQSFVTRGEPAEFGNHLVVDERTGHIYLGAVNR
 IYKLSDDLKVLVTHETGPDENPKCYPPRIVQTCNEPLTTNNVNMKMLLIDYKENRLIACGSLYQGICKL
 LRLLEDLFLGEPYHKKEHYL SGVNESGSVFGVIVSYNLDKLF IATAVDGKPEYFPTISSRKLTKNSEA
 DGMFAVYFHDEFVASMIIKIPSDFTIIPDFDIYVYVGFSSGNFVYFLTLPQEMVSPGGSTTKEQVYTSKL
 VRLCKEDTAFNSYVEVPIGCERSGVEYRLLQAAYL SKAGAVLGRTLGVHPDDLLFTVFSKGQKRKMKSL
 DESALCIFILKQINDRIKERLQSCYRGETL DLAWLKVKDIPCSSALLTIDDNFCGLDMNAPLGVSDMVR
 GIPVFTEDRDRMTSVIAYVYKHNLSLAFVGTKSGKLLKIRVDGPRGNALQYETVQVVDPPGVLRDMAFSKD
 HEQLYIMSERQLTRVPVESCQYQSCGCELGSGDPHCGWCVLHNTCTRKERCERSKEPRRFASEMKQCVR
 LTVHPNNISVSQYNVLLVLETYNPELSAGVNCFTFEDLSEMDGLVVGNIQCYSPAAKEVPRIITENGDH
 HVVQLQLKSKETGMTFASTSFVFNCSVHNSCLSCVESPYRCHWKYRHVCTHDPKTCSEFQEGRVKLPED
 CPQLLRVDKILVPVEVIKPIITLAKAKNLPQPQSGQRGYECILNIQGSEQRVPALRFNSSSVQCQNTSYSYE
 GMEINNLVPELTVVWNGHFNIDNPAQNKVHL YKCGAMRESCGLCLKADPDFACGWCQGGQCTLRQHCPA
 QESQWLEL SGAKSKCTNPRITEIIPVTGPREGGKTVTIRGENLGLFRDIA SHVKVAGVECSPLVDGYIP
 AEQIVCEMGEAKPSQHAGFVEICVAVCRPEFMARSSQLYFMTLTLSDLKPSRGPMSGGTQVTITGTNLN
 AGSNVVMFVGKQPCLFHRSPSYIVCNTTSSDEVLEMKVSQVDRAKIHQDLVQYVEDPTIVRIEPEWS
 IVSGNTP IAVWGTHLDL IQNQIRAKHGGKEHINICEVLNATEMTCQAPALALGPDHQSDLTERPEEFGF
 ILDNVQSLILNKTNFTYYPNPVFEAFGPSGILELKPPTIILKGNLIPPVAGGNVKNLNYTVLVEKPC
 TVTVSDVQLLCEPNLIGRHKVMARVGGMEYSPGMVYIAPDSPLSLPAIVSIAVAGGLLIIFIVAVLIA
 KRKSRESLTLKRLQMMDNLESVALECKEAF AELQTDIHELTSDL DGAGIPFLDYRITYMRLVFP
 GIE DHPVLRDLEVPGYRQERVEKGLKLF AQLINNKFLLSF IRTLESQRSFSMRDRGNVASLIMTVLQSKLEY
 ATDVLKQLLADLIDKNLESKNHPKLLLRRTESVAEKMLTNWFTFLLYKFLKECAGEPLFSLFCAIKQOME
 KGPIDAITGEARYSLSEDKLI RQQIDYKTLVLSCVSPDNANSPEVPVKILNCDTITQVKEKILDAIFKNV
 PCSHRPKAADMDLEWRQSGARMILQDEDITTKIENDWKRLNLAHYQVPDGSVVALVSKQVTAYNAVNN
 STVSRTSASKYENMIRYTGSPDSLRSRTPMITPDLESGVKMWHLVKNHEHGDQKEGDRGSKMVSEIYLTR
 LLATKGTLLKQFVDDL FETIFSTAHRSALPLAIKYMFDLDEQADKHGIHDPHVRHTWKSNLPLRFVWN
 MIKNPQFVFDIHKNSITDACLSVVAQT FMDSCSTSEHRLGKDSPSNKLLYAKDIPSYKNWVERYSYD
 IGK MPAISDQDMNAYLAEQSRMHMNEFNMTSALSEIFSYVVKYSEEILGPLDHDQCGKQKLAYKLEQVITLM
 SLDS

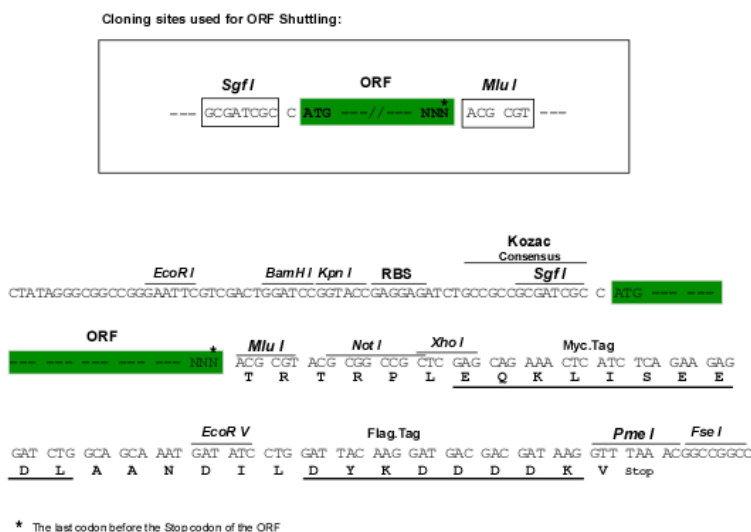
TRTRPLEQKLI SEEDLAANDILDYKDDDDKV

Chromatograms:

https://cdn.origene.com/chromatograms/mg3885_h01.zip

Restriction Sites:

Sgfl-MluI

Cloning Scheme:


ACCN: NM_020911

ORF Size: 5682 bp

OTI Disclaimer: The molecular sequence of this clone aligns with the gene accession number as a point of reference only. However, individual transcript sequences of the same gene can differ through naturally occurring variations (e.g. polymorphisms), each with its own valid existence. This clone is substantially in agreement with the reference, but a complete review of all prevailing variants is recommended prior to use. [More info](#)

OTI Annotation: This clone was engineered to express the complete ORF with an expression tag. Expression varies depending on the nature of the gene.

Components: The ORF clone is ion-exchange column purified and shipped in a 2D barcoded Matrix tube containing 10ug of transfection-ready, dried plasmid DNA (reconstitute with 100 ul of water).

Reconstitution Method:

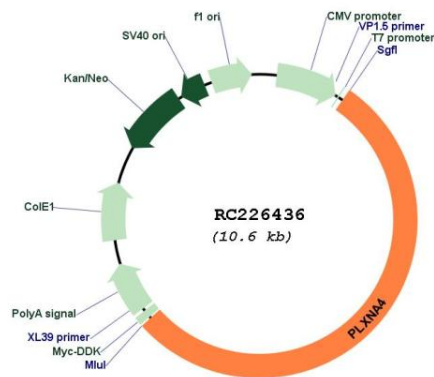
1. Centrifuge at 5,000xg for 5min.
2. Carefully open the tube and add 100ul of sterile water to dissolve the DNA.
3. Close the tube and incubate for 10 minutes at room temperature.
4. Briefly vortex the tube and then do a quick spin (less than 5000xg) to concentrate the liquid at the bottom.
5. Store the suspended plasmid at -20°C. The DNA is stable for at least one year from date of shipping when stored at -20°C.

Note: Plasmids are not sterile. For experiments where strict sterility is required, filtration with 0.22um filter is required.


RefSeq: [NM_020911.1](#), [NP_065962.1](#)

RefSeq ORF:	5685 bp
Locus ID:	91584
UniProt ID:	Q9HCM2
Cytogenetics:	7q32.3
Protein Families:	Druggable Genome
MW:	212.3 kDa
Gene Summary:	Coreceptor for SEMA3A. Necessary for signaling by class 3 semaphorins and subsequent remodeling of the cytoskeleton. Plays a role in axon guidance in the developing nervous system. Class 3 semaphorins bind to a complex composed of a neuropilin and a plexin. The plexin modulates the affinity of the complex for specific semaphorins, and its cytoplasmic domain is required for the activation of down-stream signaling events in the cytoplasm (By similarity).[UniProtKB/Swiss-Prot Function]

Product images:



Circular map for RC226436



Western blot validation of overexpression lysate (Cat# [LY429640]) using anti-DDK antibody (Cat# [TA50011-100]). Left: Cell lysates from untransfected HEK293T cells; Right: Cell lysates from HEK293T cells transfected with RC226436 using transfection reagent MegaTran 2.0 (Cat# [TT210002]).