

Product datasheet for RC226379

LTBP3 (NM_001130144) Human Tagged ORF Clone

Product data:

Product Type:	Expression Plasmids
Product Name:	LTBP3 (NM_001130144) Human Tagged ORF Clone
Tag:	Myc-DDK
Symbol:	LTBP3
Synonyms:	DASS; GPHYS3; LTBP-3; LTBP2; pp6425; STHAG6
Mammalian Cell Selection:	Neomycin
Vector:	pCMV6-Entry (PS100001)
E. coli Selection:	Kanamycin (25 ug/mL)
ORF Nucleotide Sequence:	>RC226379 representing NM_001130144 Red=Cloning site Blue=ORF Green=Tags(s)

TTTTGTAATACGACTCACTATAGGGCGGCCGGAATTCGTCGACTGGATCCGGTACCGAGGAGATCTGCC
GCC**CGATCGCC**

ATGCCCGGGCCCCGAGGGGCTGCTGGCGGCTGGCCCTGAGATGCGCGGGGGGGGGGGCGGGGGCTGC
TGGCGTCTGCTGCTGCTGCTGCTGCTGCTGCTGCTGGGCTGGGCGGCAGGGTCGAGGGGGGGCGGCCGG
CGAGCGGGGGCGAGGCGGGGGCGGGGCGCTGGCCCGAGCGCTCAAGGTGGTCTTTGCGCCGGTGATC
TGCAAGCGGACCTGTCTCAAGGGCCAGTGTGGGACAGTTGTGAGCAGGGCTCCAACATGACGCTCATCG
GAGAGAACGGCCACAGCACAGACAGCTCACGGGCTCCGGCTCCGCGTGGTGGTGTGCCCTCTCCCTG
CATGAATGGCGGCCAGTGTCTCGGAAACAGTGCCTGTGCCCGGACTTCACTGGGCGCTTCTGTC
CAGGTGCCCGCAGGAGGACCGGTGGGGTACCGCGGCTCAGGCCCCGGCTGAGCAGGACAGGGGCC
TGTCCACAGGGGCGCTGCCGCCCTGGCTCCGGAGGGCGACTCTGTGGCCAGCAAGCAGCCATCTACGC
CGTCCAGGTGATCGCTGACCCCTCTGGGCGGGGAGGGGCTCTGCCAGCACGACGCTTCTGGT
CCCCTAGGCCCGGGACAGATCTCAGCAGAAGTGCAGGCCCCGCCCCCGTGGTGAATGTGCGCGTCCATC
ACCCGCGGAGGCTCAGTCCAGGTGCACCGCATTGAGAGCTCGAACCCGAGAGCGCAGCCCCCTCCCA
GCACTGTGCCACCCCAAGCCCTCGCACCCCGGGCGCCACCCAGAAGCCCTGGGCGCTGCTTT
CAGGACTCTGCCAAGCAGCGGTGTGGCAGCAACCCCTCCCGGCTCACCAAGCAGGAAGACTGCT
GCGGTAGCATCGGCACTGCCTGGGGCCAGAGCAAGTGCCACAAGTGTCCAGCTGCAGTACACAGGAGT
GCAGAAGCCAGGGCTGTACGTGGGGAAGTGGGCGCTGACTGTCCCAGGGCTACAAGAGCTTAACAGC
ACCCACTGCCAGGACATCAACGAGTGCGAATGCCGGGCGTGTGTGCCATGGTACTGCCTCAACAACC
CTGGCTCTATCGCTGTGTCTGCCACCTGGCCATAGTTTAGGCCCTCCCGTACACAGTGCATTGCAGA
CAAACCGGAGGAGAAGAGCCTGTGTTCCGCTGGTGGAGCCCTGAGCACCAGTGCACGACCCACTGACC
ACCCGCTGACCCGCCAGCTCTGCTGCTGCAAGTGTGGCAAGGCTGGGGCGCGGCTGTCAGCGTGC
CAACAGATGGCACCGCTGCGTTCAAGGAGATCTGCCAGCTGGGAAGGGATACCACATTCTCACCTCCA
CCAGACGCTCACCATTAGGGCGAGAGTACTTTCCCTTTCTGCACCCTGACGGCCACCCAAGCCC



[View online >](#)

CAGCAGCTTCGGAGAGCCCTAGCCAGGCTCCACCACCTGAGGACACAGAGGAAGAGAGAGGGGTGACCA
CGGACTACCCGGTGAAGTGAAGAGAGGTCAGTGCAGCAGAGCCACCAACTGCCACCACGACTCCTGCCCC
GCCCTACCCCGAGCTGATCTCCCGTCCCTCGCCCCGACCATGCGCTGGTTCTGCCGGACTTGCCCTCT
TCCCGCAGCGCGTAGAGATCGTCCCCTCAGGTCACAGAGACTGATGAGTGCCGACTGAACCAGAACA
TCTGTGGCCACGGAGAGTGGTGGCGGGCCCCCTGACTACTCCTGCCACTGCAACCCGGCTACCGGT
ACATCCCAGCACCGCTACTGCGTGGATGTGAACGAGTGCAGGAGCAGAGCCCTGTGGCCCCGGGAGGGGC
ATCTGCATGAACACCCGGCGCTCCTACAATTGCCACTGCAACCCGGCTACCGCTGACGTGGCGGCC
GGGGCGCTCGTGGTGGACCTGAACGAATGCCCAAGCCCACCTGTGGCGGACGGCGGCTTCTGCAT
CAACTTCCCGGCTCACTACAAGTCAACTGCTACCCCGGCTACCGGCTCAAAGCCTCCCGCCTCTGTG
TGCGAAGACATCGACGAGTGCCGGGACCAAGCTTTGCCCGGATGGCAAATGCGAGAACAAGCCCGGGA
GCTTCAAGTGCATCGCTGTGAGCTGGTACCGCAGCCAGGGGGCGGGGCTGTGCGACGTGAACGA
GTGCGCCGAGGGCAGCCCTGCTGCGCTGGTGGTGGGAACTCCCGGCTCCTTCCGCTGCACCTGT
GCCAGGGCTACGCGCCCGCCGACGGCCGAGTTGCTGGATGTGGACGAGTGTGAGGCTGGGACG
TGTGTGACAATGGCATCTGCAGCAACACGCCAGGATCTTCCAGTGTGAGTGCCTCTCTGGTACCATCT
GTCCAGGGACCGAGCCACTGCGAGGACATTGATGAGTGTGACTTCCCTGCAGCCTGCATTGGGGGTGAC
TGATCAATACCAATGGCTCCTACAGATGTCTTGGCCCCAGGGCATCGGCTGGTGGGTGGCAGGAAAT
GCCAAGACATAGATGAGTGCAGCCAGGACCCGAGCCTGTGCCTTCCCATGGGGCCTGCAAGAACCTTCA
GGGCTCCTATGTGTGTCTGCGATGAGGGCTTCACTCCCACCCAGGACCAGCACGGTTGTGAGGAGGTG
GAGCAGCCCCACCACAAGAAGGAGTGTACCTGAACCTCGATGACACAGTGTCTGCGACAGCGTATTGG
CCACCAACGTGACCCAGCAGGAGTGTGCTGCTCTCTGGGGGCCGGTGGGGCGACCACTGCGAAATCTA
CCCCTGCCAGTACAGCTCAGCCGAGTTCCACAGCCTTCCCCAGACGGAAAGGGCTACACCCAGGAC
AACACATCGTCAACTACGGCATCCCAGCCACCGTGACATCGACGAGTGCATGTTGTTCCGGTCCGAGA
TTTGCAAGGAGGGCAAGTGGTGAACACGCAGCCTGGTACGAGTGTACTGCAAGCAGGGCTTCTACTA
CGACGGGAACCTGCTGGAATGCGTGGACGTGGACGAGTGCCTGGACGAGTCCAACCTGCCGGAACGGAGT
TGTGAGAACACGCGCGGGGCTACCGCTGTGCCTGCACGCCCCCTGCCGAGTACAGTCCCGCGCAGCGCC
AGTGCCTGAGCCCGAAGAGATGGACGTGGACGAGTGCCAGGACCCGGCAGCCTGCCGCCCTGGCCGCTG
CGTCAACCTGCCGGGCTCCTACCGCTGCGAGTGTGCGCCGCCCTGGTGGCCGGGCCCTCCGGCCGCGAT
TGCCAGCTCCCCGAGAGCCCGCCGAGCGTGCCCCGAGCGGCGCGACGTGTGCTGGAGCCAGCGCGGAG
AGGACGGCATGTGCGCTGGCCCCCTGGCCGGGCTGCCCTCACCTTCCGACGACTGCTGCTGCCGCCAGG
CCGCGGCTGGGGCGCCCAATGCCGACCGTGCCCGCGCGGCGCGGGTCCCATTGCCCGACATCGCAG
AGCGAGAGCAATTCCTTCTGGGACACAAGCCCCCTGCTGTGGGAAGCCCCAAGAGATGAGGACAGTT
CAGAGGAGGATTCAGACGAGTGTGCTGCGTGAAGTGGCCGCTGCGTGCCCGGCCGGGCGGCGCCGTGTG
CGAGTGTCCCGGGGCTTCCAGCTCGACGCTCCCGCGCCGCTGCGTGGATATCGACGAGTGCCGAGAG
CTGAACCAGCGCGGGCTGCTGTGCAAGAGCGAGCGCTGCGTGAACACCAGCGGCTCCTTCCGCTGCGTCT
GCAAAGCCGGCTTCCGCGCAGCCGCCGACGGGCTGCGTTCACAGCGCCCGC

ACGCGTACGCGGCCGCTCGAGCAGAACTCATCTCAGAAGAGGATCTGGCAGCAATGATATCCTGGATT
ACAAGGATGACGACGATAAGGTTTAA

Protein Sequence: >RC226379 representing NM_001130144
Red=Cloning site Green=Tags(s)

```

MPGPRGAAGGLAPEMRGAGAAGLLALLLLLLLLLLLGLGGRVEGGPAGERGAGGGGALARERFKVVFAPVI
CKRTCLKGQCRDSCQQGSNMTLIGENGHSTDTLTGSGRFVVVCPCLPCMNGGQCSSRNQCLCPPDFTGRFC
QVPAGGAGGGTGGSGPGLSRTGALSTGALPPLAPEGDSVASKHAIYAVQVIADPPGPEGPPAQHAFLV
PLGPGQISAEVQAPPPVNVVRVHHPPEASVQVHRIESSNAESAAPSQHLLPHPKPSHPRPPTQKPLGRFC
QDTLTKQPCGSNPLPGLTKQEDCCGSIPTAWGQSKCHKCPQLQYTGVPKPGPVRGEVADCPQGYKRLNS
THCQDINECAMPVCRHGDCLNPNPGSYRCVPPGHSLSGRTQCIADKPEEKSLCFRLVSPHQHPLT
TRLTRQLCCCSVGKAWGARCQRCPDTGTAAFKEICPAGKGYHILTSHTLTIQGESDFSLFLHPDGPKP
QQLPESPSQAPPEDTEERGVTTDSPVSEERSVQSHPTATTTTPARYPPELISRSPPTMRWFLDLP
SRSAVEIAPTQVTEDECRNLQNICGHGECVPGPPDYSCHCNPGYRSHQHRVYCDVNECAEPCGPRG
ICMNTGGSYNCHCNRYRLHVGAGGRSCVDLNECAKPHLCGDGGFCINFPGHYKNCYPGYRLKASRPV
CEDIDECRDPSSCPDGKCNKPGSFKCIACQPGYRSQGGGACRDVNECAEGSPSPGWCENLPGSFRCTC
AQGYAPADGRSCLDVDECEAGDVCNNGICSNTPGSFQCQCLSGYHLSDRSHCEDIDECDFPAACIGGD
CINTNGSYRCLCPQGHRLVGGRCQDIDECSDPQLCLPHGACKNLQGSYVCVDEGFTPTQDQHGCEEV
EQPHHKCECYLNFDDTVFCDSVLATNVTQQECCSLGAGWDHCEIYPCPVYSSAEFHSLCPDGKGYTQD
NNIVNYGIPAHRDIDECMLFGSEICKKEGKCVNTQPGYECYCKQGFYDGNLLECVDVDECLDESNCRNGV
CENTRGGYRCACTPPAEYSPAQRQCLSPEEMDVDECQDPAACRPGRCVNLPGSYRCECRPPWVPGPSGRD
CQLPESPAERAPERDDVCWSQRGEDGMCAGPLAGPALTFDDCCCRQGRGWAQCRPCPPRGAGSHCPTSQ
SESNSFWDTSPLLL GKPPRDEDSSEEDSDECRCSVGRVPRPGGAVCECPGGFQLDASRARCVDIDECRE
LNQRGLLCKSERCVNTSGSFRVCKAGFARSRPHGACVPQRRR
    
```

TRTRPLEQKLISEEDLAANDILDYKDDDDKV

Chromatograms: https://cdn.origene.com/chromatograms/mk8006_c08.zip

Restriction Sites: SgfI-MluI

Cloning Scheme:

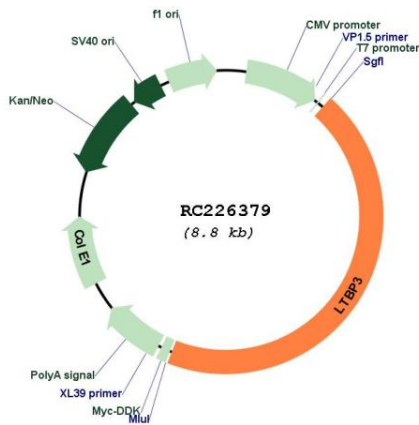


ACCN: NM_001130144


ORF Size: 3909 bp

OTI Disclaimer:	The molecular sequence of this clone aligns with the gene accession number as a point of reference only. However, individual transcript sequences of the same gene can differ through naturally occurring variations (e.g. polymorphisms), each with its own valid existence. This clone is substantially in agreement with the reference, but a complete review of all prevailing variants is recommended prior to use. More info
OTI Annotation:	This clone was engineered to express the complete ORF with an expression tag. Expression varies depending on the nature of the gene.
Components:	The ORF clone is ion-exchange column purified and shipped in a 2D barcoded Matrix tube containing 10ug of transfection-ready, dried plasmid DNA (reconstitute with 100 ul of water).
Reconstitution Method:	<ol style="list-style-type: none"> 1. Centrifuge at 5,000xg for 5min. 2. Carefully open the tube and add 100ul of sterile water to dissolve the DNA. 3. Close the tube and incubate for 10 minutes at room temperature. 4. Briefly vortex the tube and then do a quick spin (less than 5000xg) to concentrate the liquid at the bottom. 5. Store the suspended plasmid at -20°C. The DNA is stable for at least one year from date of shipping when stored at -20°C.
RefSeq:	NM_001130144.3
RefSeq ORF:	3912 bp
Locus ID:	4054
UniProt ID:	Q9NS15
Cytogenetics:	11q13.1
Protein Families:	Transmembrane
MW:	139.36 kDa
Gene Summary:	The protein encoded by this gene forms a complex with transforming growth factor beta (TGF-beta) proteins and may be involved in their subcellular localization. Activation of this complex requires removal of the encoded binding protein. This protein also may play a structural role in the extracellular matrix. Three transcript variants encoding different isoforms have been found for this gene.[provided by RefSeq, Jan 2010]


Product images:



Circular map for RC226379



Western blot validation of overexpression lysate (Cat# [LY427180]) using anti-DDK antibody (Cat# [TA50011-100]). Left: Cell lysates from untransfected HEK293T cells; Right: Cell lysates from HEK293T cells transfected with RC226379 using transfection reagent MegaTran 2.0 (Cat# [TT210002]).



Coomassie blue staining of purified LTBP3 protein (Cat# [TP326379]). The protein was produced from HEK293T cells transfected with LTBP3 cDNA clone (Cat# RC226379) using MegaTran 2.0 (Cat# [TT210002]).