

Product datasheet for RC226372

DCTN1 (NM_001135040) Human Tagged ORF Clone

Product data:

Product Type:	Expression Plasmids
Product Name:	DCTN1 (NM_001135040) Human Tagged ORF Clone
Tag:	Myc-DDK
Symbol:	DCTN1
Synonyms:	DAP-150; DP-150; P135
Mammalian Cell Selection:	Neomycin
Vector:	pCMV6-Entry (PS100001)
E. coli Selection:	Kanamycin (25 ug/mL)
ORF Nucleotide Sequence:	>RC226372 representing NM_001135040 Red=Cloning site Blue=ORF Green=Tags(s)

TTTTGTAATACGACTCACTATAGGGCGGCCGGAATTCGTCGACTGGATCCGGTACCGAGGAGATCTGCC
GCC**CGATCGCC**

ATGGCACAGAGCAAGAGGCACGTGTACAGCCGGACGCCAGCGGCAGCAGGATGAGTGCGGAGGCAAGCG
CCCGGCCCTCTGCGGGTGGGCTCCCGTGTAGAGGTGATTGGAAAAGGCCACCGAGGCACTGTGCCTATGT
TGGAGCCACACTGTTGCCACTGGCAAATGGGTAGGCGTATTCTGGATGAAGCAAAGGGCAAAAATGAT
GGAAGTGTCAAGGCAGGAAGTACTTCACTTGTGATGAAGGCCATGGCATCTTTGTGCGCCAGTCCCAGA
TCCAGGATTTTGAAGATGGAGCAGATACTACTTCCCAGAGACACCTGATTCTTCTGCTTCAAAAGTCCCT
CAAAAGAGAGGGAAGTATACAAGTCAAAAGACTAGCAAAGTCCACCGCCAGCCAGTACTGGGGT
GCTGGGGCCAGTAGCTCCCTGGGCCCTCTGGCTCAGCGTCAGCAGGTGAGCTGAGCAGCAGTGAAGCCCA
GCACCCCGGCTCAGACTCCGCTGGCAGCACCCATCATCCCCACGCCGGTCTCACCTCTCTGGAGCAGT
CCCCCGCTTCTTCCCATCCAAGGAGGAGGAGGACTAAGGGCTCAGGTGCGGGACCTGGAGGAGAAA
CTAGAGACCCTGAGACTGAAACGGGCAGAAGACAAAGCAAAGCTAAAAGAGCTGGAGAAACAAAAATCC
AGCTGGAGCAGGTGCAGGAATGGAAGAGCAAAATGCAGGAGCAGCAGGCCGACCTGCAGCGGCGCCTCAA
GGAGGCGAGAAAGGAAGCAAGGAGGCGCTGGAGGCAAAGGAACGCTATATGGAGGAGATGGCTGATACT
GCTGATGCCATTGAGATGGCCACTTTGGACAAGGAGATGGCTGAAGAGCGGGCTGAGTCCCTGCAGCAGG
AGGTGGAGGCACTGAAGGAGCGGGTGGACGAGCTCACTACTGACTTAGAGATCCTCAAGGCTGAGATTGA
AGAGAAGGGCTCAGATGGCGCTGCATCCAGTTATCAGCTCAAGCAGCTTGAGGAGCAGAATGCCCGCTG
AAGGATGCCCTGGTGAAGGATGCGGGATCTTCTTCTCCTCAGAGAAGCAGGAGCATGTGAAGCTCCAGAAGC
TCATGGAAAAGAAGAACCAAGAGCTGGAAGTTGTGAGGCAACAGCGGGAGCGTCTGCAGGAGGAGCTAAG
CCAGGCAGAGAGCACCATTGATGAGCTCAAGGAGCAGGTGGATGCTGCTCTGGGTGCTGAGGAGATGGT
GAGATGCTGACAGATCGGAACCTGAATCTGGAAGAGAAAGTGCAGGAGTTGAGGGAGACTGTGGGAGACT
TGAAGCGATGAATGAGATGAACGATGAGCTGCAGGAGAAATGCACGTGAGACAGAACTGGAGCTCGGGGA
GCAGCTGGACATGGCAGGCGCGGGTTCGTGAGGCCAGAAAGCGTGTGGAGGCAGCCAGGAGACGGT



[View online »](#)

GCAGACTACCAGCAGACCATCAAGAAGTACCGCCAGCTGACCGCCCATCTACAGGATGTGAATCGGGAAC
TGACAAACCAGCAGGAAGCATCTGTGGAGAGGCAACAGCAGCCACCTCCAGAGACCTTTGACTTCAAAT
CAAGTTTGTCTGAGACTAAGGCCATGCCAAGGCAATTGAGATGGAATTGAGGCAGATGGAGGTGGCCAG
GCCAATCGACACATGTCCTGCTGACAGCCTTCATGCCTGACAGCTTCTTCGGCCAGGTGGGGACCATG
ACTGCGTTCTGGTGTCTGTGCTCATGCCTCGTCTCATTGCAAGGCAGAGCTGATCCGGAAGCAGGCCCA
GGAGAAGTTTGAAGTAAAGTGAAGTGTTCAGAGCGGCCTGGGCTGCGAGGAGCTGCTGGGAGCAATC
AGCTTTGCTGCTGGACTGGTGTACTCGCTGAGCCTGCTGCAGGCCACGCTACACCCGCTATGAGCATGCC
TCTCTCAGTGCAGTGTGGATGTGTATAAGAAAGTGGGCAGCCTGTACCCTGAGATGAGTGCCCATGAGCG
CTCCTTGATTTCTCATTGAACTGCTGCACAAGGATCAGCTGGATGAGACTGTCAATGTGGAGCCTCTC
ACCAAGGCCATCAAGTACTATCAGCATCTGTACAGCATCCACCTTGCCGAACAGCCTGAGGACTGTACTA
TGCAGCTGGTGACCACATTAAGTTCACGCAGAGTGTCTGGACTGCATGAGTGTGGAGGTAGGACGGCT
GCGTGCCTTCTTGACGGTGGGCAGGAGGCTACAGATATTGCCCTCCTGCTCCGGGATCTGGAACTTCA
TGCAGTGCATCCGCCAGTTCTGCAAGAAGATCCGAAGGCGAATGCCAGGGACAGATGCTCCTGGGATCC
CAGCTGCACTGGCCTTTGGACCACAGGTATCTGACACGCTCCTAGACTGCAGGAAACACTTGACGTGGT
CGTGGCTGTGCTGCAGGAGGTGGCAGCTGCTGCTGCCAGCTCATTGCCCACTGGCAGAGAATGAGGGG
CTACTTGTGGCTGCTCTGGAGAACTGGCTTTCAAAGCAAGCAGCAGATCTATGGGACCCCTCCAGCA
GCCCTATGAGTGTCTGCGCCAGTCATGCAACATCCTCATCAGTACCATGAACAAGCTGGCCACAGCCAT
GCAGGAGGGGGAGTATGATGCAGAGCGGCCCCAGCAAGCCTCCACCGTTGAACTGCGGGCTGTGCC
CTTCGTGCAGAGATCACAGATGCTGAAGGCCTGGGTTTGAAGCTCGAAGATCGAGAGACAGTTATTAAGG
AGTTGAAGAAGTCACTCAAGATTAAGGGAGAGGAGCTAAGTGAGGCAATGTGCGGCTGAGCCTCCTGGA
GAAGAAGTTGGACAGTGTGCCAAGGATGCAGATGAGCGCATCGAGAAAGTCCAGACTCGGCTGGAGGAG
ACCCAGGCACTGCTGCGAAAGAAGGAGAAAGAGTTTGGAGAGACAATGGATGCACTCCAGGCTGACATCG
ACCAGCTGGAGGCAGAGAAGGCAGAACTAAAGCAGCGTCTGAACAGCCAGTCCAAACGCACGATTGAGGG
ACTCCGGGGCCCTCCTCCTTCAGGCATTGCTACTCTGGTCTCTGGCATTGCTGGTGGAGCCATCCCTGGG
CAGGCTCCAGGCTGTGCCAGGCCAGGGCTGGTGAAGGACTACCACTGCTGTTTCAGCAGATCTCTG
CCATGAGGCTGCACATCTCCAGCTCCAGCATGAGAACAGCATCCTCAAGGGAGCCAGATGAAGGCATC
CTTGGCATCCCTGCCCTCTGCATGTTGCAAAGCTATCCCATGAGGGCCCTGGCAGTGAGTTACCAGCT
GGAGCGCTGTATCGTAAGACCAGCCAGCTGCTGGAGACATTGAATCAATTGAGCACACACACGCACGTAG
TAGACATCACTCGCACCAGCCCTGCTGCCAAGAGCCCGTCGGCCCACTTATGGAGCAAGTGCTCAGCT
TAAGTCCCTGAGTGACACCGTCGAGAAGCTCAAGGATGAGGTCTCAAGGAGACAGTATCTCAGCGCCCT
GGAGCCACAGTACCCACTGACTTTGCCACCTTCCCTTCATCAGCCTTCTCAGGGCCAAGGAGGAGCAGC
AGGATGACACAGTCTACATGGGCAAGTACCTTCTCATGTGCGGCTGGTTTTGGACAGGCACACCGGCT
GGTGTGACCCAGGAGCAGCTGCACCAGCTTACAGTCGCCTCATCTCC

ACGCGTACGCGGCCGCTCGAGCAGAACTCATCTCAGAAGAGGATCTGGCAGCAATGATATCCTGGATT
ACAAGGATGACGACGATAAGGTTTAA

Protein Sequence: >RC226372 representing NM_001135040
 Red=Cloning site Green=Tags(s)

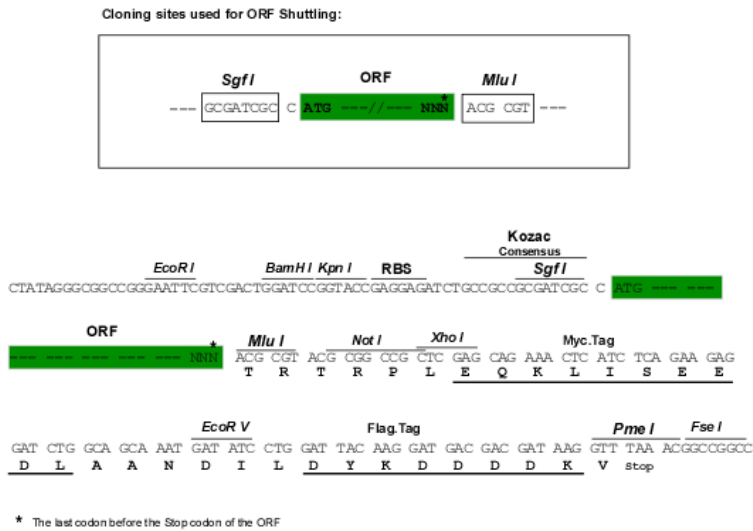
MAQSKRHVYSRTPSGSRMSAEASARPLRVGSRVEVIGKGRGTVAVVGATLFATGKWVGVILDEAKGKND
 GTVQGRKYFTCDEGHGIFVRQSQIQVFEDGADTTPETPDSSASKVLKREGTDTTAKT SKLPTRPASTGV
 AGASSSLGPSGSASAGELSSSEPSTPAQTPLAAPIIPTPVLTPGAVPPLPSPSKEEEGLRAQVRDLEEK
 LETLRLKRAEDKAKLKELEKHKIQLEQVQEWKSKMQEQADLQRRLEKEARKEAKEALEAKERYMEEMADT
 ADAIEMATLDKEMAEERAESLQQEVEALKERVDELTTDLLEILKAEIEEKGSDDGAASSYQLKQLEEQNARL
 KDALVRMRDLSSSEKQEHVKLQKLMKKNQLEVVVRQQRERLQEEL SQAESTIDELKEQVDAALGAEEMV
 EMLTDRNLNLEEKVRELRETVGDLEAMNEMNDELQENARETELELREQLDMAGARVREAQKRVEAAQETV
 ADYQQTIKKYRQLTAHLQDVNREL TNQEQEASVERQQQPPPETFDKIKFAETKAHAKAIEMELRQMEVAQ
 ANRHMSLLTAFMPDSFLRPGGDHDCVLLVLLMPRLICKAELIRKQAQEFEL SENC SERPGLRGAAGEQL
 SFAAGLVYSL SLLQATLHRYEHALSQCSVDVYKVGSL YPEMSAHERSLDFLIELLHKDQLDET VNVPEL
 TKAIKYYQHLYSIHLAEQPEDCTMQLADHIKFTQSALDCMSVEVGRLRAFLQGGQEATDIALLLRDLETS
 CSDIRQFCKKIRRRMPGTDAPGIPAALAFGPQVSDTL DCRKHL TWVAVLQEVAAAAAQLIAPLAENEG
 LLVAALEELAFKASEQIYGT PSSSPYECLRQSCNII LSTMNK LATAMQEGEYDAERPPSKPPVELRAAA
 LRAEITDAEGLGLKLEDRETVIKELKSLKIKGEE LSEANVRLS LLEKKL DSAAKDADERIEKVQTRLEE
 TQALLRKKEKEFEETMDALQADIDQLEAEKAEKQRLNSQSKRTIEGLRPPPSGIATLVSGIAGGAIPG
 QAPGSVPGPGLVKDSPLLLQQISAMRLHISQLQHENSILKGAQMKASLASLPLHVAKLSHEGPGSELPA
 GALYRKTSQLLETNLQLSTHTHVVDITRTSPA AKSPSAQLMEQVAQLKSLSDTVEKLDKDEVLKETVSQRP
 GATVPTDFATFPSSAFLRAKEEQDDTVYMGKVTFS CAAGFGQRHRLVLTQEQLHQLHSRLIS

TRTRPLEQKLISEEDLAANDILDYKDDDDKV

Chromatograms: https://cdn.origene.com/chromatograms/mk8031_f05.zip

Restriction Sites: SgfI-MluI

Cloning Scheme:

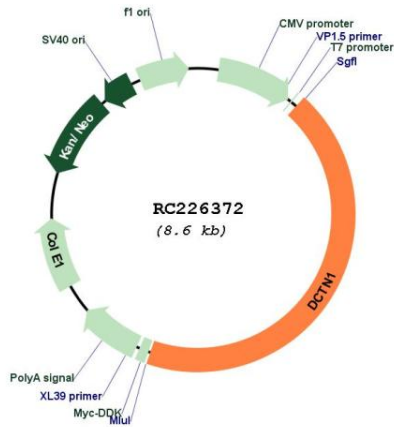


ACCN: NM_001135040


ORF Size: 3759 bp

OTI Disclaimer:	The molecular sequence of this clone aligns with the gene accession number as a point of reference only. However, individual transcript sequences of the same gene can differ through naturally occurring variations (e.g. polymorphisms), each with its own valid existence. This clone is substantially in agreement with the reference, but a complete review of all prevailing variants is recommended prior to use. More info
OTI Annotation:	This clone was engineered to express the complete ORF with an expression tag. Expression varies depending on the nature of the gene.
Components:	The ORF clone is ion-exchange column purified and shipped in a 2D barcoded Matrix tube containing 10ug of transfection-ready, dried plasmid DNA (reconstitute with 100 ul of water).
Reconstitution Method:	<ol style="list-style-type: none">1. Centrifuge at 5,000xg for 5min.2. Carefully open the tube and add 100ul of sterile water to dissolve the DNA.3. Close the tube and incubate for 10 minutes at room temperature.4. Briefly vortex the tube and then do a quick spin (less than 5000xg) to concentrate the liquid at the bottom.5. Store the suspended plasmid at -20°C. The DNA is stable for at least one year from date of shipping when stored at -20°C.
RefSeq:	NM_001135040.3
RefSeq ORF:	3762 bp
Locus ID:	1639
UniProt ID:	Q14203
Cytogenetics:	2p13.1
Protein Families:	Druggable Genome
Protein Pathways:	Huntington's disease
MW:	138.6 kDa
Gene Summary:	This gene encodes the largest subunit of dynactin, a macromolecular complex consisting of 10 subunits ranging in size from 22 to 150 kD. Dynactin binds to both microtubules and cytoplasmic dynein. Dynactin is involved in a diverse array of cellular functions, including ER-to-Golgi transport, the centripetal movement of lysosomes and endosomes, spindle formation, chromosome movement, nuclear positioning, and axonogenesis. This subunit interacts with dynein intermediate chain by its domains directly binding to dynein and binds to microtubules via a highly conserved glycine-rich cytoskeleton-associated protein (CAP-Gly) domain in its N-terminus. Alternative splicing of this gene results in multiple transcript variants encoding distinct isoforms. Mutations in this gene cause distal hereditary motor neuropathy type VIIB (HMN7B) which is also known as distal spinal and bulbar muscular atrophy (dSBMA). [provided by RefSeq, Oct 2008]

Product images:



Circular map for RC226372



Western blot validation of overexpression lysate (Cat# [LY427531]) using anti-DDK antibody (Cat# [TA50011-100]). Left: Cell lysates from untransfected HEK293T cells; Right: Cell lysates from HEK293T cells transfected with RC226372 using transfection reagent MegaTran 2.0 (Cat# [TT210002]).