

## Product datasheet for **RC226128**

### **RNF86 (TRIM2) (NM\_001130067) Human Tagged ORF Clone**

#### **Product data:**

Product Type:	Expression Plasmids
Product Name:	RNF86 (TRIM2) (NM_001130067) Human Tagged ORF Clone
Tag:	Myc-DDK
Symbol:	RNF86
Synonyms:	CMT2R; RNF86
Mammalian Cell Selection:	Neomycin
Vector:	pCMV6-Entry (PS100001)
E. coli Selection:	Kanamycin (25 ug/mL)



[View online »](#)

ORF Nucleotide  
Sequence:

>RC226128 representing NM\_001130067  
Red=Cloning site Blue=ORF Green=Tags(s)

TTTTGTAATACGACTCACTATAGGGCGGCCGGAATTCGTCGACTGGATCCGGTACCGAGGAGATCTGCC  
GCC**CGCATCGCC**

ATGGCCAGTGAAGGCACCAACATCCCAAGTCTGTGGTGCAGATTGACAAGCAGTTTCTGATTGCA  
GTATATGCCTGGAACGGTACAAGAATCCCAAGTTCTCCCTGTCTGCACACTTTCTGCGAGAGGTGCCT  
GCAGAACTACATTCTGCCACAGTTTAAACCTCTCTGCCAGTGTGCCGACAGCTCCATCCTGCC  
GAGAAAGGGTGGCCGCTCCAGAACAATTTCTCATCACAACCTGATGGACGTGCTGCAGCAGAACTC  
CAGGCAGCAACGCTGAGGAGTCTCCATCCTGGAGACAGTCACTGCTGTGGCTGCGGAAAGCCTCTCTC  
TTGCCAAACCACGATGGGAATGTGATGGAATTTACTGCCAGTCTGTGAGACTGCCATGTGTCGGGAG  
TGCACGGAGGGGAGCACGCAGAGCACCCACAGTCCACTCAAGGATGTGGTGGAAACAGCACAAGGCCCT  
CGCTCCAGGTCCAGCTGGATGCTGTCAACAAAAGGCTCCAGAAATAGATTCTGCTCTTCAGTTCATCTC  
TGAAATCATTATCAGTTAACCAACAAAAGGCCAGCATCGTGGATGACATTATTCCACCTTTGATGAG  
CTCCAGAAGACTTTAAATGTGCGCAAGAGTGTGCTGCTTATGGAATTGGAGGTCAACTATGGCCTCAAAC  
ACAAAGTCTCCAGTCGACAGCTGGATACTGCTCCAGGGGACAGGAGAGCATTAAAGAGCTGCAGCAACT  
CACAGCGCAGGCCCTCAACCATGGCAGCGAGACCAGGTCCTACTGGTGAAGAAGCAGATGAGCGAGAAG  
CTGAACGAGCTGGCCGACCAGGACTTCCCTTGCACCCGCGGAGAACGACCAGCTGGATTTTCATCGTGG  
AAACCGAGGGGCTGAAGAAGTCCATCCACAACCTCGGGACGATCTTAACCAACACGCCGTTGCCTCAGA  
GACAGTGGCCACGGGCGAGGGGCTGCGGACAGCATCATCGGGCAGCCATGTCCGTACCATCACCACC  
AAGGACAAAGACGGTGAAGTGTGCAAAAACCGCAACGCCTACCTACCCGCGAAGTGAAGCAGCCCGGAGC  
GGAGCGTGGCAGACGGGAGATCTGGACAACAAGAAGCGCACCTATGAGTTTTTTGATACACTGTCCAGAA  
GGAAGGGGACTTTACCCTGTCTCTGAGACTCTATGACCAGCACATCCGAGGACGCCGTTTAAAGTGAAA  
GTGATCCGATCCGCTGATGTGCTCCACCACAGAAGGCGTGAAGAGGCGGTTAAGTCCCCGGGGAGCG  
GCCACGTCAAGCAGAAAGCTGTGAAAAGACCCGCAAGCATGTACAGCACTGGAAAACGAAAAGAGAATCC  
CATCGAAGACGATTTGATCTTTGAGTGGGTACCAAAGGAAGAAATAAAGGAGAGTTTACAAATCTTCAG  
GGGTAGCTGCATCTACAAATGGAAGATATTAATTGCAGACAGTAACAACCAATGTGTGCAGATATTTT  
CCAATGATGGCCAGTTCAAAGTCGTTTTGGCATAACGGGACGCTCTCCGGGACAGCTGCAGCGGCCAC  
AGGAGTGGCTGTACATCCAGTGGGACATAATCATTGCCGATTATGATAATAAATGGGTCAGCATTTTC  
TCCTCCGATGGGAAATTTAAGACAAAAATGGATCAGGAAAGCTGATGGGACCCAAAGGAGTTTCTGTGG  
ACCGCAATGGGCACATTATTGTTGTGGACAACAAGGCGTGTGCGTGTATCTTCCAGCCAAACGGGAA  
AATAGTACCAGTTTGGTAGCCGAGGAAATGGGACAGGCAGTTTGCAGGTCCCATTTTGCAGCTGTA  
AATAGCAATAATGAGATTATTATACAGATTTCCATAATCATTCTGTCAAGGTGTTAATCAGGAAGGAG  
AATTATGTTGAAGTTTGGCTCAATGGAGAAGGAAATGGGCAGTTAATGTCTCAACAGGTGTAGCAGT  
GGATTCAAATGGAACATCATTGTGGCCGACTGGGAAACAGCAGGATCCAGGTTTTTGTGGGAGTGGA  
TCATTTTTGTCTACATTAACACATCTGCTGACCCACTCTATGGCCCCAAGGCCTGGCCCTAACCTCAG  
ATGGTCATGTTGTGGTTGCAGACTCTGGAATCACTGTTTCAAAGTCTATCGATACTTACAG

**ACGCGT**ACGCGGCCGCTCGAGCAGAACTCATCTCAGAAGAGGATCTGGCAGCAAATGATATCCTGGATT  
ACAAGGATGACGACGATAAGGTTTAA

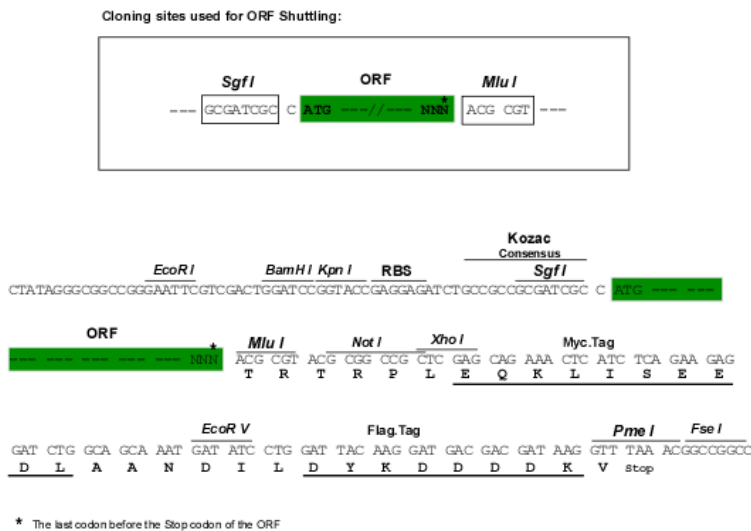
**Protein Sequence:** >RC226128 representing NM\_001130067  
Red=Cloning site Green=Tags(s)

MASEG TNIPSPVVRQIDKQFLICSI CLERYKNPKVLPCLHTFCERCLQNYIPAHSLT LSCPVC RQTSILP  
 EKGVAALQNNFFITNLMDVLRTPGSNAEESI LETVTVAVAAGKPLSCP NHDGNVMEFYCQSCETAMCRE  
 CTEGEHAEHPTVPLKDVVEQHKASLQVQLDAVNKRLPEIDSALQFISEI IHQLTNQKASIVDDIHSFDE  
 LQKTLNVRKSVLLMELEVNYGLKHKVLQSQDLTLLQGQESIKSCSNFTAQALNHGTETEVLLVKKQMSEK  
 LNELADQDFPLHPRENDQLDFIVETEGLKKS IHNLGTILTTNAVASETVATGEGLRQTIIIGQPM SVTITT  
 KDKDGELCKTGNAYLTAELSTPDG SVADGEILDNKNGTYEFLYTVQKEGDFTL SLRLYDQHIRGSPFKLK  
 VIRSADVSP TTEGVKRRV KSPGSGHV KQKAVKRPASMYSTGKRKENPIEDDLIFRVG TGRNKGEFTNLQ  
 GVAASTNGKIL IADSNQC VQIFSN DGQFKSRFGIRGRSPGQLQRPTGVAVHPSGDIIIADYDNKWSIF  
 SSDGKFKTKIGSGKLMGPKGVS VDRNGHIIVVDNKACCVFIFQPNGKIVTRFGSRGNGDRQFAGPHFAAV  
 NSNNEIIITDFHNH SVKVFNQEGEFMLKFGSNGEGNGQFNAPTGVAVDSNGNIIIVADWGN SRIQVFDGSG  
 SFLSYINTSADPLYGPQGLALTSDGHVVVADSGNHCFKVYRYLQ

TRTRPLEQKLI SEEDLAANDILDYKDDDDKV

**Restriction Sites:** SgfI-MluI

**Cloning Scheme:**



**ACCN:** NM\_001130067

**ORF Size:** 2232 bp

**OTI Disclaimer:** The molecular sequence of this clone aligns with the gene accession number as a point of reference only. However, individual transcript sequences of the same gene can differ through naturally occurring variations (e.g. polymorphisms), each with its own valid existence. This clone is substantially in agreement with the reference, but a complete review of all prevailing variants is recommended prior to use. [More info](#)

**OTI Annotation:** This clone was engineered to express the complete ORF with an expression tag. Expression varies depending on the nature of the gene.

**Components:** The ORF clone is ion-exchange column purified and shipped in a 2D barcoded Matrix tube containing 10ug of transfection-ready, dried plasmid DNA (reconstitute with 100 ul of water).

**Reconstitution Method:**

1. Centrifuge at 5,000xg for 5min.
2. Carefully open the tube and add 100ul of sterile water to dissolve the DNA.
3. Close the tube and incubate for 10 minutes at room temperature.
4. Briefly vortex the tube and then do a quick spin (less than 5000xg) to concentrate the liquid at the bottom.
5. Store the suspended plasmid at -20°C. The DNA is stable for at least one year from date of shipping when stored at -20°C.

**RefSeq:** [NM\\_001130067.2](#)

**RefSeq Size:** 6792 bp

**RefSeq ORF:** 2235 bp

**Locus ID:** 23321

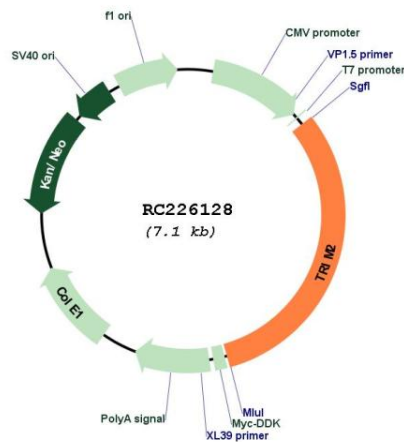
**UniProt ID:** [Q9C040](#)

**Cytogenetics:** 4q31.3

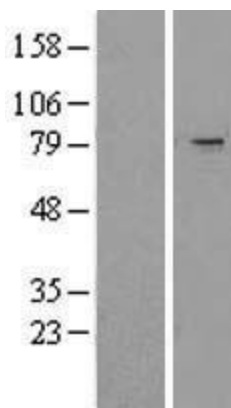
**MW:** 81.5 kDa

**Gene Summary:** The protein encoded by this gene is a member of the tripartite motif (TRIM) family. The TRIM motif includes three zinc-binding domains, a RING, a B-box type 1 and a B-box type 2, and a coiled-coil region. The protein localizes to cytoplasmic filaments. It plays a neuroprotective role and functions as an E3-ubiquitin ligase in proteasome-mediated degradation of target proteins. Mutations in this gene can cause early-onset axonal neuropathy. Alternative splicing results in multiple transcript variants. [provided by RefSeq, Nov 2014]

## Product images:



Circular map for RC226128



Western blot validation of overexpression lysate (Cat# [LY427142]) using anti-DDK antibody (Cat# [TA50011-100]). Left: Cell lysates from untransfected HEK293T cells; Right: Cell lysates from HEK293T cells transfected with RC226128 using transfection reagent MegaTran 2.0 (Cat# [TT210002]).