

Product datasheet for **RC225988**

MSF (SEPT9) (NM_001113491) Human Tagged ORF Clone

Product data:

Product Type:	Expression Plasmids
Product Name:	MSF (SEPT9) (NM_001113491) Human Tagged ORF Clone
Tag:	Myc-DDK
Symbol:	MSF
Synonyms:	AF17q25; MSF; MSF1; NAPB; PNUTL4; SEPT9; SeptD1; SINT1
Mammalian Cell Selection:	Neomycin
Vector:	pCMV6-Entry (PS100001)
E. coli Selection:	Kanamycin (25 ug/mL)



[View online »](#)

ORF Nucleotide Sequence:

>RC225988 representing NM_001113491
 Red=Cloning site Blue=ORF Green=Tags(s)

TTTTGTAATACGACTCACTATAGGGCGGCCGGAATTCGTCGACTGGATCCGGTACCGAGGAGATCTGCC
 GCC**CGGATCGCC**

ATGAAGAAGTCTTACTCAGGAGGCACGCGGACCTCCAGTGGCCGGCTCCGGAGGCTTGGTGACTCCAGTG
 GCCCAGCCTTGAAAAGATCTTTTGGAGTCGAGGAGGTCGAGACACCCAACCTCCACCCACCCCGGAGGGT
 CCAGACTCCCCTACTCCGAGCCACTGTGGCCAGCTCCACCCAGAAATTCCAGGACCTGGGCGTGAAGAAC
 TCAGAACCCTCGGCCCGCCATGTGGACTCCCTAAGCCAACGCTCCCCAAGGCGTCCCTGCGGAGGGTGG
 AGCTCTCGGGCCCAAGGCGGCCGAGCCGGTGTCCCGGCGCACTGAGCTGTCCATTGACATCTCGTCCAA
 GCAGGTGGAGAACCGCGGGCCATCGGCCCGTCCCGGTTCCGGGCTCAAGAGGGCCGAGGTGTTGGCCAC
 AAGACGCCAGAACCAGCCCTCGGAGGACGAGATCACCATCGTCAAACCCAGGAGTCAGCCACCCGGA
 GGATGGAGCCCCCTGCCTCAAGGTCCCGAGGTGCCACTGCCCTGCCACCGACGAGCCCCAAGAG
 GGTGGAGATCCAGATGCCAAGCCTGCTGAGGCGCCACCGCCCCAGCCAGCCAGACCTTGGAGAAT
 TCAGAGCCTGCCCTGTGTCTCAGCTGCAGAGCAGGCTGGAGCCCAAGCCCCAGCCCCCTGTGGCTGAGG
 CTACACCCCGGAGCCAGGAGGCCACTGAGGCGGCTCCAGCTGCGTTGGCGACATGGCCGACACCCCCAG
 AGATGCCGGGCTCAAGCAGGCGCCTGCATCACGGAACGAGAAGGCCCCGGTGGACTTCGGCTACGTGGGG
 ATTGACTCCATCTGGAGCAGATGCGCCGGAAGGCCATGAAGCAGGGCTTCGAGTTCAACATCATGGTGG
 TCGGGCAGAGCGGCTTGGGTAATCCACCTTAATCAACACCTCTTCAAATCCAAATCAGCCGGAAGTC
 GGTGCAGCCACCTCAGAGGAGCGCATCCCAAGACCATCGAGATCAAGTCCATCACGCACGATATTGAG
 GAGAAAGGCGTCCGGATGAAGCTGACAGTGATTGACACACCAGGGTTCGGGGACCACATCAACAACGAGA
 ACTGCTGGCAGCCATCATGAAGTTCATCAATGACCACTGACGAGAAATACCTGAGGAGGAGGATCAACAT
 CAACCGCAAGAAGCGCATCCCGGACACCCGCGTCCACTGCTGCCTACTTCATCCCGCCACCGGCCAC
 TCCTCAGGCCCTGGACATCGAGTTTATGAAACGCTGAGCAAGGTGGTCAACATCGTCCCTGTATCG
 CCAAGGCGGACACTCACCTGGAGGAGAGGGTCCACTTCAAACAGCGGATCACCGCAGACCTGTGTGTC
 CAACGGCATCGACGTGTACCCCAAGGAATTTGATGAGGACTCGGAGGACCGGCTGGTGAACGAGAAG
 TTCCGGGAGATGATCCCATTGCTGTGGTGGGCGAGTACCAGGTCACCGCAAGAGGATCC
 TTGGGAGGAAGACCAAGTGGGTACCATCGAAGTTGAAAACACCACACTGTGAGTTTGCCTACCTGCG
 GGACCTTCTCATCAGGACGCACATGCAGAACATCAAGGACATCACAGCAGCATCCACTCGAGGCGTAC
 CGTGTGAAGCGCTCAACGAGGGCAGCAGGCCATGGCCAACGGCATGGAGGAGAAGGAGCCAGAAGCCC
 CGGAGATG

ACGCGTACGCGGCCGCTCGAGCAGAAACTCATCTCAGAAGAGGATCTGGCAGCAAATGATATCCTGGATT
 ACAAGGATGACGACGATAAGGTTTAA

Protein Sequence:

>RC225988 representing NM_001113491
 Red=Cloning site Green=Tags(s)

MKSYSGGTRTSSGRLRRLGDSSGPALKRSFEVEEVEVETPNSTPPRRVQTPLLRAVASSTQKFQDLGKVN
 SEPSARHVDSLQSRSPKASLRRVELSGPKAAEPVSRRELSIDISSKQVENAGAIGPSRFLKRAEVLGH
 KTPEPAPRREITIVKQPESAHRRMEPPASKVPEVPTAPATDAAPKRVEIQMPKPAEAPTAPSPAQTLEN
 SEPAPVSQLQRLEPKPQPPVAEATPRSQEATEAAPSCVGMADTPRDAGLKQAPASRNEKAPVDFGYVG
 IDSILEQMRRKAMKQGFENIMVVGQSLGKSTLINTLFSKISRKSVQPTSEERIPKTIKSIETHDIE
 EKGVRMKLTVIDTPGFGDHINNENCWQPIIMKFINDQYKYLQEEVNIINRKRIPDTRVHCLLYFIPATGH
 SLRPLDIEFMKRLSKVVNIVPVIAKADTLLEERVHFKQRITADLLSNGIDVYPQKFEDESEDRLVNEK
 FREMIPFAVVGSDHEYQVNGKRILGRKTKWGTIEVENTHCEFAYLRLDILLIRTHMQNIKIDITSSIHFEAY
 RVKRLNEGSSAMANGMEEKEPEAPEM

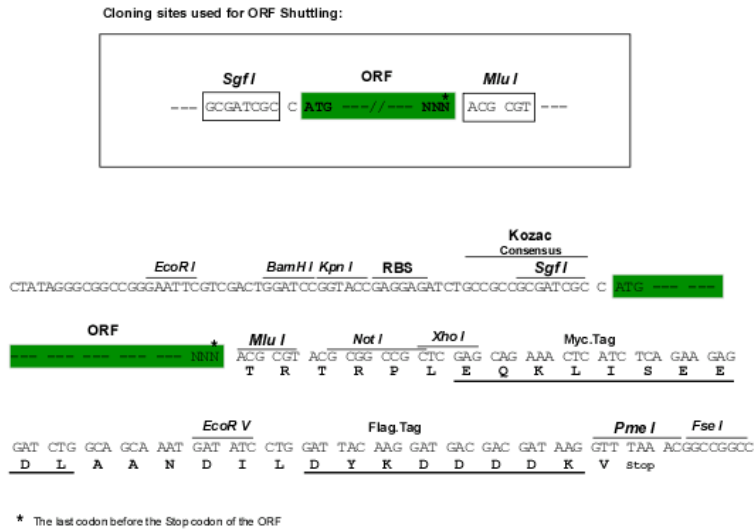
TRTRPLEQKLISEEDLAANDILDYKDDDDKV

Chromatograms:

https://cdn.origene.com/chromatograms/mk8068_e05.zip

Restriction Sites: SgfI-MluI

Cloning Scheme:



ACCN: NM_001113491

ORF Size: 1758 bp

OTI Disclaimer: The molecular sequence of this clone aligns with the gene accession number as a point of reference only. However, individual transcript sequences of the same gene can differ through naturally occurring variations (e.g. polymorphisms), each with its own valid existence. This clone is substantially in agreement with the reference, but a complete review of all prevailing variants is recommended prior to use. [More info](#)

OTI Annotation: This clone was engineered to express the complete ORF with an expression tag. Expression varies depending on the nature of the gene.

Components: The ORF clone is ion-exchange column purified and shipped in a 2D barcoded Matrix tube containing 10ug of transfection-ready, dried plasmid DNA (reconstitute with 100 ul of water).

- Reconstitution Method:
1. Centrifuge at 5,000xg for 5min.
 2. Carefully open the tube and add 100ul of sterile water to dissolve the DNA.
 3. Close the tube and incubate for 10 minutes at room temperature.
 4. Briefly vortex the tube and then do a quick spin (less than 5000xg) to concentrate the liquid at the bottom.
 5. Store the suspended plasmid at -20°C. The DNA is stable for at least one year from date of shipping when stored at -20°C.

RefSeq: [NM_001113491.2](#)

RefSeq ORF: 1761 bp

Locus ID: 10801

UniProt ID: [Q9UHD8](#)

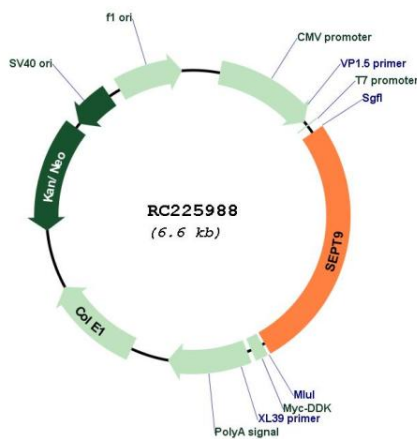
Cytogenetics: 17q25.3

Protein Families: Druggable Genome

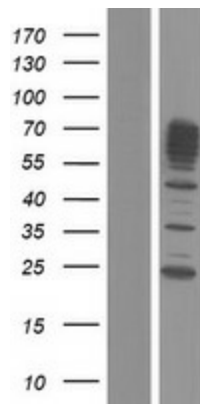
MW: 65.2 kDa

Gene Summary: This gene is a member of the septin family involved in cytokinesis and cell cycle control. This gene is a candidate for the ovarian tumor suppressor gene. Mutations in this gene cause hereditary neuralgic amyotrophy, also known as neuritis with brachial predilection. A chromosomal translocation involving this gene on chromosome 17 and the MLL gene on chromosome 11 results in acute myelomonocytic leukemia. Multiple alternatively spliced transcript variants encoding different isoforms have been described.[provided by RefSeq, Mar 2009]

Product images:



Circular map for RC225988



Western blot validation of overexpression lysate (Cat# [LY426417]) using anti-DDK antibody (Cat# [TA50011-100]). Left: Cell lysates from untransfected HEK293T cells; Right: Cell lysates from HEK293T cells transfected with RC225988 using transfection reagent MegaTran 2.0 (Cat# [TT210002]).