

## Product datasheet for **RC225917**

### **TBXAS1 (NM\_001130966) Human Tagged ORF Clone**

#### **Product data:**

Product Type:	Expression Plasmids
Product Name:	TBXAS1 (NM_001130966) Human Tagged ORF Clone
Tag:	Myc-DDK
Symbol:	TBXAS1
Synonyms:	BDPLT14; CYP5; CYP5A1; GHOSAL; THAS; TS; TXAS; TXS
Mammalian Cell Selection:	Neomycin
Vector:	pCMV6-Entry (PS100001)
E. coli Selection:	Kanamycin (25 ug/mL)



[View online »](#)

**ORF Nucleotide Sequence:**

>RC225917 ORF sequence  
 Red=Cloning site Blue=ORF Green=Tags(s)

TTTTGTAATACGACTCACTATAGGGCGGCCGGAATTCGTCGACTGGATCCGGTACCGAGGAGATCTGCC  
 GCC**CGCATCGCC**

ATGATGGAAGCCTTGGGTTTCTAAAATTGGAAGTGAATGGCCCATGGTGACGGTGGCCCTGTCTAGTGG  
 CTCTCTGGCCCTCCTGAAATGGTACTCCACATCAGCATTCTCAAGACTGGAGAAGTTAGGCCTCAGACA  
 TCCCAAGCCTTCTCCTTTTCATTGAAAATTGACATTTTTCCGCCAGGGTTTTGGGAAAGCCAAATGGAG  
 CTCAGAAAGCTGTATGGACCTCTGTGTGGTACTATCTTGGTCTGCGGATGTTTATTGTTATTTCTGAGC  
 CAGACATGATCAAGCAGGTGTTGGTTGAGAAGTTCAGTAACTTTACCAACAGAATGGCGTCGGGTTTGG  
 GTTCAAGTCGGTAGCCGACAGCCTTCTGTTTTACGTGACAAAAGATGGGAAGAGGTGAGAGGTGCCCTG  
 ATGTCTGCTTTCAGTCTGAAAAGCTGAACGAGATGGTCCCTCATCAGCCAAGCTGCGACCTTCTCC  
 TGGCTCATTTAAAACGCTATGCGGAATCTGGGACGCATTTGACATCCAGAGGTGCTACTGCAATTACAC  
 CACAGATGTGGTTGCCAGCGTCGCTTTGGCACCCGGTGGACTCTGGCAGGCCCTGAGGATCCCTTT  
 GTGAAACTGCAAGCGTTTCTTGAATTCTGCATCCCCAGACCTATCCTGGTTTTACTCTTATCATTTTC  
 CATCCATAATGGTCCCCTGCGCCGGATTTTGCCCAATAAGAACCAGAGACGAAGTGAATGGCTTTTTTAA  
 CAAACTCATTAGGAATGTGATTGCCTTGCGGGACCAGCAAGTGCCTGAAGAGAGGCGGAGAGACTTCCTC  
 CAAATGGTCTGGATGCCCGACATTCTGCAAGTCCCATGGGCGTGAAGACTTTGACATCGTCAGAGACG  
 TTTTCTCTCTACTGGGTGCAAGCCGAACCTTCCCGCAACACCAGCCAGCCCTATGGCCAGGCTTTT  
 GACTGTGGATGAGATTGTGGGCCAGGCTTTCATCTTCTCATCGTGGCTATGAAATCATACCAACACA  
 CTTTCTTTTGGCCACTACCTACTGGCCACCAACCCTGACTGCCAAGAGAAGCTTCTGAGAGAGGTAGACG  
 TTTTTAAGGAGAAACACATGGCCCTGAGTTCTGCAGCCTCGAGGAAGGCTGCCCTATCTGGACATGGT  
 GATTGCAGAGACGCTGAGGATGTACCCGCCAGCTTTCAGATTACACGGGAGGCAGCTCAGGACTGCGAG  
 GTGCTGGGGCAGCGCATCCCCGACGGCGTGTGCTAGAGATGGCCGTGGGTGCCCTGCACCATGACCCTG  
 AGCACTGGCCAAGCCCGGAGACCTTCAACCCTGAAAGGTTACGGCTGAGGCCCGGCAGCAGCACCAGCC  
 CTTACGTACCTGCCCTTCGGGGCCGGCCACGGAGCTGCCTCGGGTGCCTAGGGCTGCTTGAAGGTC  
 AAGTTGACACTGCTCCACGTGCTGCACAAGTCCGGTTCAAGCCTGCCCTGAGACCCAGGTACCCTGCG  
 AGCTAGAATCAAATCTGCCCTAGTCCAAAAATGGTGTCTATATCAAGATCGTATCCCGC

**ACGCGT**ACGCGGCCGCTCGAGCAGAAACTCATCTCAGAAGAGGATCTGGCAGCAAATGATATCTGGATT  
 ACAAGGATGACGACGATAAGGTTTAA

**Protein Sequence:**

>RC225917 protein sequence  
 Red=Cloning site Green=Tags(s)

MMEALGFLKLEVNGPMVTVALSVALLALLKWYSTSAFSRLEKGLRHPKPSPIGNLTFFRQGFWESQME  
 LRKLYGPLCGYYLGRRMFIIVISEPDMIKQVLVENFSNFTNRMASGLEFKSVADSVLFLRDKRWEEVRGAL  
 MSAFSPEKLNEMVPLISQACDLLLAHLKRYAESGDAFDIQRICYNYTTDVVASVAFGTPVDSWQAPEDPF  
 VKHCKRFFEFICIPRILVLLSFPSIMVPLARILPNKNRDELNGFFNKLIRNVIALRDQQAEEERRRDFL  
 QMVLDRHSASPMGVQDFDIVRDFVSSGCKPNPSRQHQPSPMARPLTVDEIVGQAFIFLIAGYEIITNT  
 LSFATYLLATNPDCQEKLLREVDVFKEKHEMAPEFCSLEEGLPYLDMVIAETLRMYPPAFRFTREAAQDCE  
 VLGQRIPAGAVLEMAVGALHHDPEHWSPETFNPERFTAEARQQHRPFTYLPFGAGPRSCLVRLGLLEV  
 KLTLHLVHKFRFQACPETQVPLQLESKSALGPKNGVYIKIVSR

**TRTRPLEQKLI**SEEDLAANDILDYKDDDDKV

**Chromatograms:**

[https://cdn.origene.com/chromatograms/mk6088\\_h03.zip](https://cdn.origene.com/chromatograms/mk6088_h03.zip)

**Restriction Sites:**

Sgfl-MluI

**Cloning Scheme:**


**ACCN:** NM\_001130966

**ORF Size:** 1602 bp

**OTI Disclaimer:** The molecular sequence of this clone aligns with the gene accession number as a point of reference only. However, individual transcript sequences of the same gene can differ through naturally occurring variations (e.g. polymorphisms), each with its own valid existence. This clone is substantially in agreement with the reference, but a complete review of all prevailing variants is recommended prior to use. [More info](#)

**OTI Annotation:** This clone was engineered to express the complete ORF with an expression tag. Expression varies depending on the nature of the gene.

**Components:** The ORF clone is ion-exchange column purified and shipped in a 2D barcoded Matrix tube containing 10ug of transfection-ready, dried plasmid DNA (reconstitute with 100 ul of water).

- Reconstitution Method:**
1. Centrifuge at 5,000xg for 5min.
  2. Carefully open the tube and add 100ul of sterile water to dissolve the DNA.
  3. Close the tube and incubate for 10 minutes at room temperature.
  4. Briefly vortex the tube and then do a quick spin (less than 5000xg) to concentrate the liquid at the bottom.
  5. Store the suspended plasmid at -20°C. The DNA is stable for at least one year from date of shipping when stored at -20°C.

**RefSeq:** [NM\\_001130966.2](#), [NP\\_001124438.1](#)

**RefSeq Size:** 2385 bp

**RefSeq ORF:** 1602 bp

**Locus ID:** 6916

**UniProt ID:** [P24557](#)

**Cytogenetics:** 7q34

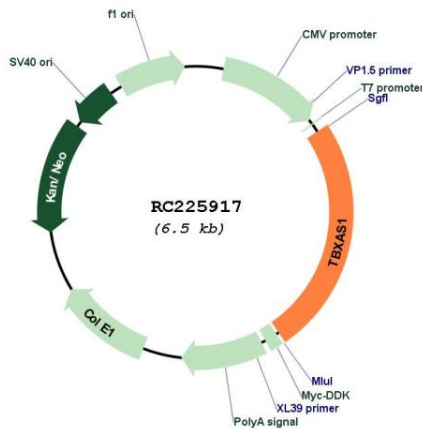
**Protein Families:** Druggable Genome, P450

**Protein Pathways:** Arachidonic acid metabolism, Metabolic pathways

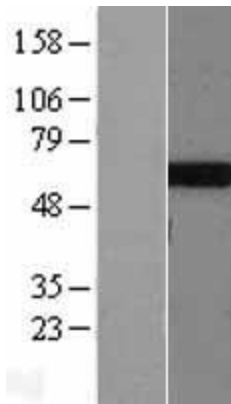
**MW:** 60.6 kDa

**Gene Summary:** This gene encodes a member of the cytochrome P450 superfamily of enzymes. The cytochrome P450 proteins are monooxygenases which catalyze many reactions involved in drug metabolism and synthesis of cholesterol, steroids and other lipids. However, this protein is considered a member of the cytochrome P450 superfamily on the basis of sequence similarity rather than functional similarity. This endoplasmic reticulum membrane protein catalyzes the conversion of prostglandin H2 to thromboxane A2, a potent vasoconstrictor and inducer of platelet aggregation. The enzyme plays a role in several pathophysiological processes including hemostasis, cardiovascular disease, and stroke. Alternatively spliced transcript variants encoding different isoforms have been found for this gene. [provided by RefSeq, Aug 2008]

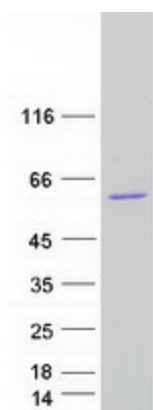
**Product images:**



Circular map for RC225917



Western blot validation of overexpression lysate (Cat# [LY427328]) using anti-DDK antibody (Cat# [TA50011-100]). Left: Cell lysates from untransfected HEK293T cells; Right: Cell lysates from HEK293T cells transfected with RC225917 using transfection reagent MegaTran 2.0 (Cat# [TT210002]).



Coomassie blue staining of purified TBXAS1 protein (Cat# [TP325917]). The protein was produced from HEK293T cells transfected with TBXAS1 cDNA clone (Cat# RC225917) using MegaTran 2.0 (Cat# [TT210002]).