OriGene Technologies, Inc.
9620 Medical Center Drive, Ste 200
Rockville, MD 20850, US
Phone: +1-888-267-4436
https://www.origene.com
techsupport@origene.com
EU: info-de@origene.com
CN: techsupport@origene.cn

Product datasheet for RC225673

Cyclin A1 (CCNA1) (NM_001111046) Human Tagged ORF Clone

Product data:

Product Type:	Expression Plasmids
Product Name:	Cyclin A1 (CCNA1) (NM_001111046) Human Tagged ORF Clone
Tag:	Myc-DDK
Symbol:	Cyclin A1
Synonyms:	CT146
Mammalian Cell Selection:	Neomycin
Vector:	pCMV6-Entry (PS100001)
E. coli Selection:	Kanamycin (25 ug/mL)

View online »

This product is to be used for laboratory only. Not for diagnostic or therapeutic use.
©2024 OriGene Technologies, Inc., 9620 Medical Center Drive, Ste 200, Rockville, MD 20850, US

ORF Nucleotide Sequence:

>RC225673 representing NM_001111046
Red=Cloning site Blue=ORF Green=Tags(s)

TTTTGTAATACGACTCACTATAGGGCGGCCGGGAATTCGTCGACTGGATCCGGTACCGAGGAGATCTGCC
GCCGCGATCGCC

ATGGAGACCGGCTTTCCCGCAATCATGTACCCTGGATCTTTTATTGGGGGCTGGGGAGAAGAGTATCTCA
GCTGGGAAGGACCGGGGCTCCCAGATTTCGTCTTCCAGCAGCCCGTGGAGTCTGAAGCAATGCACTGCAG
CAACCCCAAGAGTGGAGTTGTGCTGGCTACAGTGGCCCGAGGTCCCGATGCTTGTCAGATACTCACCAGA
GCCCCGCTGGGCCAGGATCCCCCGCAGAGGACAGTGCTAGGGCTGCTAACTGCAAATGGGCAGTACAGGA
GGACCTGTGGCCAGGGGATCACAAGAATCAGGTGTTATTCTGGATCAGAAAATGCCTTCCCTCCAGCTGG
AAAGAAAGCACTCCCTGACTGTGGGGTCCAAGAGCCCCCCAAGCAAGGGTTTGACATCTACATGGATGAA
CTAGAGCAGGGGGACAGAGACAGCTGCTCGGTCAGAGAGGGGATGGCATTTGAGGATGTGTATGAAGTAG
ACACCGGCACACTCAAGTCAGACCTGCACTTCCTGCTGGATTTCAACACAGTTTCCCCTATGCTGGTAGA
TTCATCTCTCCTCTCCCAGTCTGAAGATATATCCAGTCTTGGCACAGATGTGATAAATGTGACTGAATAT
GCTGAAGAAATTTATCAGTACCTTAGGGAAGCTGAAATAAGGCACAGACCCAAAGCACACTACATGAAGA
AGCAGCCAGACATCACGGAAGGCATGCGCACGATTCTGGTGGACTGGCTGGTGGAGGTTGGGGAAGAATA
TAAACTTCGAGCAGAGACCCTGTATCTGGCTGTCAACTTCCTGGACAGGTTCCTTTCATGTATGTCTGTT
CTGAGAGGGAAACTGCAGCTCGTAGGAACAGCAGCTATGCTTTTGGCTTCGAAATATGAAGAGATATATC
CTCCTGAAGTAGACGAGTTTGTCTATATCACCGATGATACATACACAAAACGACAACTGTTAAAAATGGA
ACACTTGCTTCTGAAAGTTCTAGCTTTTGATCTGACAGTACCAACCACCAACCAGTTTCTCCTTCAGTAC
TTGAGGCGACAAGGAGTGTGCGTCAGGACTGAGAACCTGGCTAAGTACGTAGCAGAGCTGAGTCTACTTG
AAGCAGATCCATTCTTGAAATATCTTCCTTCACTGATAGCTGCAGCAGCTTTTTGCCTGGCAAACTATAC
TGTGAACAAGCACTTTTGGCCAGAAACCCTTGCTGCATTTACAGGGTATTCATTAAGTGAAATTGTGCCT
TGCCTGAGTGAGCTTCATAAAGCGTACCTTGATATACCCCATCGACCTCAGCAAGCAATTAGGGAGAAGT
ACAAGGCTTCAAAGTACCTGTGTGTGTCCCTCATGGAGCCACCTGCAGTTCTTCTTCTACAA

ACGCGTACGCGGCCGCTCGAGCAGAAACTCATCTCAGAAGAGGATCTGGCAGCAAATGATATCCTGGATT
ACAAGGATGACGACGATAAGGTTTAA

Protein Sequence:

>RC225673 representing NM_001111046
Red=Cloning site Green=Tags(s)

METGFPAIMYPGSFIGGWGEEYLSWEGPGLPDFVFQQPVESEAMHCSNPKSGVVLATVARGPDACQILTR
APLGQDPPQRTVLGLLTANGQYRRTCGQGITRIRCYSGSENAFPPAGKKALPDCGVQEPPKQGFDIYMDE
LEQGDRDSCSVREGMAFEDVYEVDTGTLKSDLHFLLDFNTVSPMLVDSSLLSQSEDISSLGTDVINVTEY
AEEIYQYLREAEIRHRPKAHYMKKQPDITEGMRTILVDWLVEVGEEYKLRAETLYLAVNFLDRFLSCMSV
LRGKLQLVGTAAMLLASKYEEIYPPEVDEFVYITDDTYTKRQLLKMEHLLLKVLAFDLTVPTTNQFLLQY
LRRQGVCVRTENLAKYVAELSLLEADPFLKYLPSLIAAAAFCLANYTVNKHFWPETLAAFTGYSLSEIVP
CLSELHKAYLDIPHRPQQAIREKYKASKYLCVSLMEPPAVLLLQ

TRTRPLEQKLISEEDLAANDILDYKDDDDKV

Restriction Sites: SgfI-MluI

This product is to be used for laboratory only. Not for diagnostic or therapeutic use.
©2024 OriGene Technologies, Inc., 9620 Medical Center Drive, Ste 200, Rockville, MD 20850, US

Cloning Scheme:

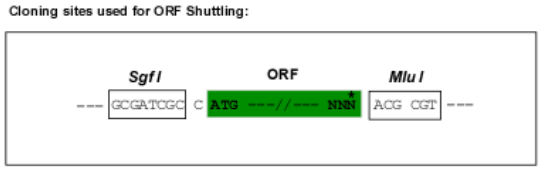

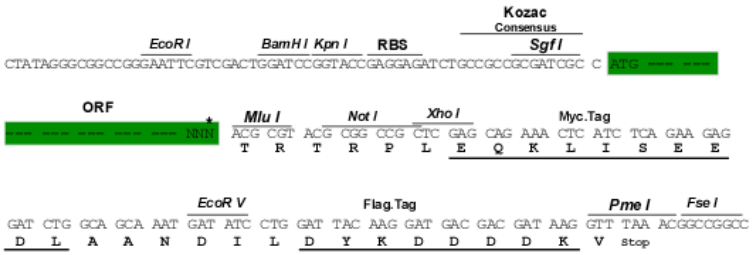

* The last codon before the Stop codon of the ORF

ACCN: NM_001111046

ORF Size: 1395 bp

OTI Disclaimer: The molecular sequence of this clone aligns with the gene accession number as a point of reference only. However, individual transcript sequences of the same gene can differ through naturally occurring variations (e.g. polymorphisms), each with its own valid existence. This clone is substantially in agreement with the reference, but a complete review of all prevailing variants is recommended prior to use. More info

OTI Annotation: This clone was engineered to express the complete ORF with an expression tag. Expression varies depending on the nature of the gene.

Components: The ORF clone is ion-exchange column purified and shipped in a 2D barcoded Matrix tube containing 10ug of transfection-ready, dried plasmid DNA (reconstitute with 100 ul of water).

Reconstitution Method:
1. Centrifuge at 5,000xg for 5min.
2. Carefully open the tube and add 100ul of sterile water to dissolve the DNA.
3. Close the tube and incubate for 10 minutes at room temperature.
4. Briefly vortex the tube and then do a quick spin (less than 5000xg) to concentrate the liquid at the bottom.
5. Store the suspended plasmid at -20°C. The DNA is stable for at least one year from date of shipping when stored at -20°C.

RefSeq: NM_001111046.1, NP_001104516.1

RefSeq Size: 1844 bp

RefSeq ORF: 1266 bp

Locus ID: 8900

UniProt ID: P78396

This product is to be used for laboratory only. Not for diagnostic or therapeutic use.
©2024 OriGene Technologies, Inc., 9620 Medical Center Drive, Ste 200, Rockville, MD 20850, US

Cytogenetics:	13q13.3
Protein Families:	Druggable Genome
Protein Pathways:	Acute myeloid leukemia, Cell cycle, Pathways in cancer, Progesterone-mediated oocyte maturation
MW:	52.2 kDa
Gene Summary:	The protein encoded by this gene belongs to the highly conserved cyclin family, whose members are characterized by a dramatic periodicity in protein abundance through the cell cycle. Cyclins function as regulators of CDK kinases. Different cyclins exhibit distinct expression and degradation patterns which contribute to the temporal coordination of each mitotic event. The cyclin encoded by this gene was shown to be expressed in testis and brain, as well as in several leukemic cell lines, and is thought to primarily function in the control of the germline meiotic cell cycle. This cyclin binds both CDK2 and CDC2 kinases, which give two distinct kinase activities, one appearing in S phase, the other in G2, and thus regulate separate functions in cell cycle. This cyclin was found to bind to important cell cycle regulators, such as Rb family proteins, transcription factor E2F-1, and the p21 family proteins. Multiple transcript variants encoding different isoforms have been found for this gene. [provided by RefSeq, Jul 2008]

Product images:

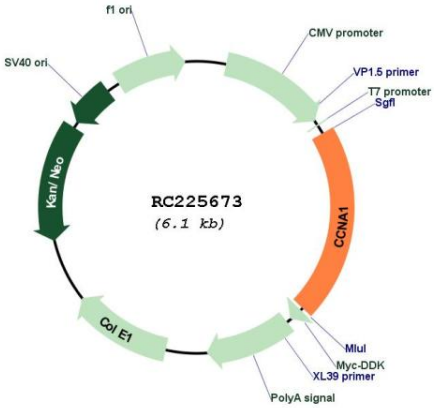

Circular map for RC225673

This product is to be used for laboratory only. Not for diagnostic or therapeutic use.
©2024 OriGene Technologies, Inc., 9620 Medical Center Drive, Ste 200, Rockville, MD 20850, US